
PLACE in Central Asia: A Regional Strategy to Focus AIDS Prevention in Almaty and Karaganda, Kazakhstan; Osh, Kyrgyzstan; Tashkent, Uzbekistan 2002



This report was made possible by support from the U.S. Agency for International Development (USAID) under terms of Cooperative Agreement HRN-A-00-97-00018-00. The views herein are those of the authors, and do not necessarily reflect the views of USAID.



July 2004

TR-04-25



Printed on Recycled Paper

Collaborating Institutions:

Center for Study of Public Opinion
37A Zheltoksan St.
480004, Almaty, Kazakhstan

Center for Public Opinion Study and Forecasting
100-15 Kalika Akueva St.
Bishkek, Kyrgyzstan

FACT Social Research Agency
51 Parentska St., 4th Floor
700007, Tashkent, Uzbekistan

MEASURE *Evaluation*
Carolina Population Center
123 West Franklin St.
University of North Carolina at Chapel Hill
CB 8120 University Square East
Chapel Hill, NC 27516-3997, USA

Investigators:

Principal Investigator for Almaty and Karaganda, and
Overall Study Coordinator:

Baurzhan Zhussupov
Center for Study of Public Opinion

Principal Investigator for Osh:

Elvira Elibezova
Center for Public Opinion Study and Forecasting

Principal Investigator for Tashkent:

Shukharat Abdullaev
FACT Social Research Agency

MEASURE Evaluation staff

Sharon Weir
Sarah Bassett-Hileman
Jacqueline E. Tate

Table of Contents

| | |
|---|------|
| List of Figures..... | iii |
| List of Tables | v |
| Abbreviations..... | viii |
| Executive Summary | ix |
| | |
| Background and Objectives | 1 |
| HIV/AIDS Epidemic in Central Asia | 1 |
| Role of PLACE Assessments in USAID Regional Strategy | 2 |
| Objectives of PLACE in the USAID Regional Strategy | 3 |
| Overview of the PLACE Protocol | 4 |
| | |
| Step 1: Identifying Areas for Assessment in Each City..... | 7 |
| Objectives | 7 |
| Methods..... | 7 |
| Coordination | 8 |
| Training and Instrument Adaptation..... | 8 |
| | |
| Step 2: Where Do People Meet New Sexual Partners and Where Do Drug Injectors Socialize? Findings from Key Informant Interviews..... | 11 |
| Objectives | 11 |
| Methods..... | 11 |
| Results..... | 12 |
| | |
| Step 3: What Are the Characteristics of Sites where People Meet New Sexual Partners or where Injection Drug Users Socialize? Findings from Interviews at the Sites | 17 |
| Objectives | 17 |
| Methods..... | 17 |
| Results..... | 18 |
| | |
| Step 4: What Are the Characteristics of People Who Socialize at Sites Where People Meet New Sexual Partners and Where Injection Drug Users Socialize? Findings from Interviews with People Socializing at the Sites | 29 |
| Objective..... | 29 |
| Methods..... | 29 |

| | |
|--|-----|
| Results..... | 31 |
| Comparison of Individual Behaviors with Key Informant and Site Representative Reports of Activities at the Sites..... | 87 |
| Step 5: Summary of Findings, Recommendations for AIDS Prevention Programs, and Lessons Learned..... | 89 |
| Findings and Recommendations..... | 89 |
| Lessons Learned..... | 93 |
| References..... | 101 |
| Appendix 1: Additional Tables..... | 103 |
| A Tables – Key Informant Data..... | 103 |
| B Tables – Site Verification Data..... | 120 |
| C Tables – Socializing Individuals Data..... | 128 |
| Appendix 2: Data Collection Instruments..... | 173 |
| Appendix 3: Maps..... | 223 |

List of Figures

| | |
|--|----|
| Figure 1. Weekly reported incidence of HIV cases in Kazakhstan, 2000-2001..... | 1 |
| Figure 2. Estimated and projected HIV/AIDS incidence rates in Kazakhstan, 2000-2005..... | 2 |
| Figure 3. The five steps of the PLACE protocol..... | 5 |
| Figure 4. Proportion of sites reported during each day of key informant interviews that were reported for the first time by city..... | 13 |
| Figure 5. Distribution of key informants by type and city..... | 13 |
| Figure 6. Proportion of key informants who reported drug use and commercial sex work within unit of interview, by city..... | 15 |
| Figure 7. Proportion of sites named by key informants that were identified as high risk sites..... | 15 |
| Figure 8. Type of site, by city..... | 19 |
| Figure 9. On-site activities, by city..... | 20 |
| Figure 10. Characteristics of site patrons, by city..... | 21 |
| Figure 11. Sexual partnership formation and IDUs socializing at sites..... | 22 |
| Figure 12. Perception of injection drug use in area..... | 23 |
| Figure 13. Injection drug use around sites..... | 23 |
| Figure 14. Overlap of high risk populations at sites..... | 24 |
| Figure 15. HIV/AIDS educational activities at the sites..... | 25 |
| Figure 16. Condom availability at sites..... | 26 |
| Figure 17. Comparison of focus group and randomly selected units in Almaty..... | 26 |
| Figure 18. Sociodemographic characteristics of individuals socializing at sites..... | 33 |
| Figure 19. Interviewer opinion of respondent..... | 33 |
| Figure 20. Proportion of individuals socializing at sites reporting at least one partner during the past four weeks by gender and city..... | 35 |
| Figure 21. Proportion of individuals with a regular, long-term sexual partner..... | 35 |
| Figure 22. Transactional sex, by city..... | 37 |
| Figure 23. Condom use, by gender and city..... | 37 |
| Figure 24. Location where last condom used was obtained..... | 38 |
| Figure 25. Frequency of attendance at sites, by gender and city..... | 38 |
| Figure 26. Partner acquisition at sites reported by individuals socializing at the sites..... | 40 |
| Figure 27. Condom use with last new partner met at site by condom availability at site..... | 40 |
| Figure 28. Number of the six questions answered correctly about how a person may become infected by HIV/AIDS..... | 42 |
| Figure 29. Number of different ways to avoid or reduce chances of getting HIV, as reported by respondents..... | 42 |
| Figure 30. Respondents' opinions of injection drug use in city unit of interview..... | 44 |
| Figure 31. Injecting drug use behavior by individuals socializing at sites..... | 44 |
| Figure 32. Proportion of youth in the representative sample of individuals socializing at the sites..... | 46 |

| | |
|--|----|
| Figure 33. Sociodemographic characteristics of youth socializing at sites. | 46 |
| Figure 34. Interviewer opinion of youth socializing at sites. | 48 |
| Figure 35. Youth partnerships in past four weeks, by gender and city. | 48 |
| Figure 36. Transactional sex among youth. | 50 |
| Figure 37. Condom use among youth. | 50 |
| Figure 38. Location where last condom used was obtained. | 51 |
| Figure 39. Partner selection reported by youth socializing at the sites. | 53 |
| Figure 40. Condom use among youth with last new partner met at site, by condom availability at site. | 53 |
| Figure 41. Number of the six questions answered correctly by youth about how a person may become infected by HIV/AIDS. | 55 |
| Figure 42. Knowledge about how a person may become infected with HIV and ways to avoid or reduce chances of getting HIV. | 55 |
| Figure 43. Youths' opinions of injecting drug use in city unit of interview. | 57 |
| Figure 44. Injecting drug use behavior among youth socializing at sites. | 57 |
| Figure 45. Proportion of commercial sex workers and clients in the full representative sample, by city. | 59 |
| Figure 46. Sociodemographic characteristics of CSWs and clients. | 59 |
| Figure 47. Interviewer opinion of risk behavior among CSWs and clients. | 61 |
| Figure 48. Proportion of CSWs and clients with at least one sexual partner during the past four weeks. | 61 |
| Figure 49. Regular partnerships of CSWs and clients. | 63 |
| Figure 50. Condom use by CSWs and clients, by city. | 63 |
| Figure 51. Frequency of attendance at site by CSWs and clients. | 65 |
| Figure 52. Partner selection reported by CSWs and clients socializing at sites. | 65 |
| Figure 53. Condom use with last new partner met at site by condom available at site. | 66 |
| Figure 54. Knowledge of CSWs and clients about HIV transmission and ways to avoid or reduce risk of transmission. | 67 |
| Figure 55. CSWs' and clients' opinion of injecting drug use in unit of interview. | 69 |
| Figure 56. Injecting drug use behavior of CSWs and clients. | 69 |
| Figure 57. Sociodemographic characteristics of male IDUs. | 72 |
| Figure 58. Interviewer opinion of IDU respondent. | 72 |
| Figure 59. Proportion of male IDUs with at least one sexual partner in past four weeks. | 74 |
| Figure 60. Transactional sex among IDUs. | 74 |
| Figure 61. Condom use by male IDUs. | 76 |
| Figure 62. Frequency of attendance at site by male IDUs. | 76 |
| Figure 63. Partner selection reported by IDUs socializing at the sites. | 78 |
| Figure 64. Condom use by male IDUs with the last new partner met at site by condom availability at site. | 78 |
| Figure 65. Male IDUs' opinion of injecting drug use in the city unit of interview. | 80 |
| Figure 66. Most frequently injected drugs by male IDUs. | 80 |
| Figure 67. Main ways for male IDUs to take drugs. | 81 |
| Figure 68. Drug preparation by male IDUs. | 82 |
| Figure 69. Needle sharing and use by male IDUs. | 82 |
| Figure 70. Locations where male IDUs obtained their last syringe. | 84 |
| Figure 71. Frequency with which male IDUs can get a new syringe. | 84 |

| | |
|--|-----|
| Figure 72. Arrests and registration with police of male IDUs..... | 86 |
| Figure 73. Male IDUs contact with narcologists and narcologist dispensaries..... | 86 |
| Figure A1. Interviews completed at sites in almaty..... | 225 |
| Figure A2. Condoms seen at site on day of interview in Almaty..... | 226 |
| Figure A3. Priority Sites in Almaty..... | 227 |
| Figure A4. Interviews completed at sites in Karaganda..... | 228 |
| Figure A5. Condoms seen at site on day of interview in Karaganda..... | 229 |
| Figure A6. Priority sites in Karaganda..... | 230 |
| Figure A7. Interviews completed at sites in Osh..... | 231 |
| Figure A8. Condoms seen at site on day of interview in Osh..... | 232 |
| Figure A9. Priority sites in Osh..... | 233 |

List of Tables

| | |
|---|------|
| Table 1. Summary of indicators from assessments in four cities in Central Asia..... | xiii |
| Table 2. Summary of key informant fieldwork..... | 12 |
| Table 3. Summary of site verification fieldwork..... | 18 |
| Table 4. Summary of field work for interviews with individuals socializing at sites..... | 30 |
| Table 5. Comparison of behaviors reported by individuals socializing at the sites with activities reported at the sites by key informants and site representatives..... | 87 |
| Table A1. Key informant characteristics..... | 103 |
| Table A2. Number of sites named by type of key informant in Almaty..... | 104 |
| Table A3. Number of sites named by type of key informant and type of site in Almaty..... | 106 |
| Table A4. Number of sites named by type of key informant in Karaganda..... | 108 |
| Table A5. Number of sites named by type of key informant and type of site in Karaganda..... | 110 |
| Table A6. Number of sites named by type of key informant in Osh..... | 112 |
| Table A7. Number of Sites Named by Type of Key Informant and Type of Site in Osh..... | 114 |
| Table A8. Number of sites named by type of key informant in Tashkent..... | 116 |
| Table A9. Number of sites named by type of key informant and type of site in Tashkent..... | 118 |
| Table B1. Characteristics of sites..... | 120 |
| Table B2. Demographics of site representatives (percentage)..... | 121 |
| Table B3. Size of site (percentage)..... | 121 |
| Table B4. On-site activities (percentage)..... | 122 |
| Table B5. Overlap of high-risk populations socializing at sites (percentage)..... | 123 |
| Table B6. Characteristics of site patrons..... | 124 |
| Table B7. Injection drug use around sites (percentage)..... | 126 |
| Table B8. HIV interventions at site (percentage)..... | 127 |
| Table C1. Almaty – sociodemographic characteristics of individuals socializing at sites (percentage)..... | 128 |
| Table C2. Almaty – partner acquisition of individuals interviewed at sites (percentage)..... | 130 |
| Table C3. Almaty – reported condom use and AIDS education by individuals socializing at sites (percentage)..... | 132 |
| Table C4. Almaty – site visiting behaviors of individuals socializing at sites (percentage)..... | 133 |

| | |
|--|-----|
| Table C5. Almaty – knowledge about HIV/AIDS transmission and prevention of individuals socializing at sites (percentage) | 134 |
| Table C6. Almaty – injecting drug use behavior reported by individuals socializing at sites (percentage) | 136 |
| Table C7. Almaty – contact with treatment facilities for men socializing at sites (percentage)..... | 137 |
| Table C8. Almaty – contact with treatment facilities for women socializing at sites (percentage)..... | 138 |
| Table C9. Karaganda – sociodemographic characteristics of individuals socializing at sites (percentage) | 139 |
| Table C10. Karaganda – partner acquisition of individuals interviewed at sites (percentage)..... | 140 |
| Table C11. Karaganda – reported condom use and AIDS education by individuals socializing at sites (percentage) | 142 |
| Table C12. Karaganda – site visiting behaviors of individuals socializing at sites (percentage)..... | 143 |
| Table C13. Karaganda – knowledge about HIV/AIDS transmission and prevention of individuals socializing at sites (percentage) | 144 |
| Table C14. Karaganda – injecting drug use behavior reported by individuals socializing at sites (percentage)..... | 145 |
| Table C15. Karaganda – contact with treatment facilities for men socializing at sites (percentage)..... | 146 |
| Table C16. Karaganda – contact with treatment facilities for women socializing at sites (percentage)..... | 147 |
| Table C17. Osh – sociodemographic characteristics of individuals socializing at sites (percentage)..... | 148 |
| Table C18. Osh – partner acquisition of individuals interviewed at sites (percentage) | 150 |
| Table C19. Osh – reported condom use and AIDS education by individuals socializing at sites (percentage) | 151 |
| Table C20. Osh – knowledge about HIV/AIDS transmission and prevention of individuals socializing at sites (percentage) | 152 |
| Table C21. Osh – site visiting behaviors of individuals socializing at sites (percentage)..... | 154 |
| Table C22. Osh – injecting drug use behavior reported by individuals socializing at sites (percentage)..... | 155 |
| Table C23. Osh – contact with treatment facilities for men socializing at sites (percentage)..... | 156 |
| Table C24. Osh – contact with treatment facilities for women socializing at sites (percentage)..... | 157 |
| Table C25. Tashkent – sociodemographic characteristics of individuals socializing at sites | 158 |
| Table C26. Tashkent – partner acquisition of individuals interviewed at sites (percentage) | 160 |
| Table C27. Tashkent – reported condom use and AIDS education by individuals socializing at sites (percentage) | 161 |
| Table C28. Tashkent – knowledge about HIV/AIDS transmission and prevention of individuals socializing at sites | 162 |

| | |
|---|-----|
| Table C29. Tashkent – site visiting behaviors of individuals socializing at sites (percentage)..... | 164 |
| Table C30. Tashkent – injecting drug use behavior reported by individuals socializing at sites | 165 |
| Table C31. Tashkent – contact with treatment facilities for men socializing at sites (percentage)..... | 166 |
| Table C32. Tashkent – contact with treatment facilities for women socializing at sites (percentage)..... | 167 |
| Table C33. Needle sharing behavior of injection drug users (percentage)..... | 168 |
| Table C34. Drug use history of injection drug users socializing at sites (percentage)..... | 170 |

Abbreviations

| | |
|-------|---|
| CAR | Central Asia Republics |
| CSW | commercial sex worker |
| GPS | global positioning system |
| IDU | injection drug user |
| MSM | men who have sex with men |
| NGO | nongovernmental organization |
| PLACE | Priorities for Local AIDS Control Efforts |
| PSI | Population Services International |
| STI | sexually transmitted infection |
| USAID | U.S. Agency for International Development |
| WHO | World Health Organization |

Executive Summary

Why is PLACE necessary in Central Asia?

There is limited HIV surveillance in Central Asia. Current data suggest that the overall prevalence of HIV in the region may be quite low, but that some geographic areas have a high incidence of infection. Evidence to date indicates that the HIV epidemic is concentrated among injection drug users (IDUs) in several cities, but models of the epidemic predict that it could move from being concentrated among IDUs to an epidemic that includes more widespread heterosexual transmission. Urgent measures are needed to prevent further spread of the epidemic. The Priorities for Local AIDS Control Efforts (PLACE) protocol is an appropriate tool for identifying areas likely to have higher rates of HIV incidence and for monitoring prevention efforts in those areas. Funding for the assessment was provided by the U.S. Agency for International Development (USAID) through the MEASURE *Evaluation* project.

What is the specific aim of the PLACE protocol?

Based on models of the HIV epidemic, the PLACE method was designed to close the gap in HIV prevention between the size and scope of the public health challenges created by the HIV epidemic and the level of resources required to respond to it. The PLACE method aims to minimize transmission at the population level by focusing prevention where it is most needed. The PLACE protocol provides a rapid,

systematic method to identify areas likely to have a high incidence of risky sexual and drug use behaviors that facilitate HIV transmission and the transmission of other sexually transmitted infections (STIs). Additionally, the method identifies specific sites within these areas where HIV/AIDS prevention programs can be most cost-effective. Site-based indicators of sexual and injection drug use activities and of HIV/AIDS prevention programs are provided by the method to monitor whether interventions are reaching key sexual and injection drug use networks within a city. Target populations for intervention include “vulnerable” youth aged 15 to 25 years and people engaging in high risk behaviors such as IDUs, and commercial sex workers (CSWs) and clients who pay for sex.

Why were Almaty and Karaganda, Kazakhstan; Osh, Kyrgyzstan; and Tashkent, Uzbekistan selected as the cities for this assessment?

Overall, the role of the PLACE method in Central Asia is to focus, inform, and monitor AIDS prevention activities. Almaty, Karaganda, Osh, and Tashkent were selected as the cities for this assessment in response to the USAID regional strategy that calls for a comprehensive and integrated approach to AIDS prevention in Central Asia during the period when the window of intervention opportunity may be rapidly closing. USAID is currently supporting harm reduction and condom promotion programs in these cities, according to a time frame that allows the assessments to provide both baseline and follow-up data for monitoring programs. The epidemic appears to be geographically

clustered in urban areas along drug traffic routes. The assessment cities are located along these narcotic trade routes. Illegal drugs, mainly heroin, are readily available and cheap. A citywide approach was used to identify areas with likely high-risk of HIV transmission. In Almaty and Tashkent, focus groups were used to determine units of the city in which to perform key informant interviews. In Karaganda and Osh, key informant interviews were conducted in all units of the city.

Sexual and injection drug use networks in each of the four cities are extensive and diffuse. There is significant overlap between youth, commercial sex workers and clients, and injection drug users socializing at sites.

Almost 3,000 unique sites where people meet new sexual partners, CSWs solicit clients, or IDUs socialize were reported by approximately 3,900 key informants in the four cities. A person knowledgeable about the site was interviewed at each of 1,601 sites to obtain characteristics of the sites and of the people who socialize at them. These site representatives reported that there is significant overlap of youth, injection drug users, and commercial sex workers and clients socializing at the sites. At over half of the sites, site representatives reported that socializing individuals meet new sexual partners while at the site, and at over one third of the sites injection drug users socialize. In fact, almost a third of the sites reported both individuals who meet new sexual partners and injection drug users socializing there. Approximately 15% of sites reported individuals meet new sexual partners, at least some youth socialize, commercial sex workers solicit clients, and IDUs socialize at the site. Sites with overlapping, high-risk populations serve as a bridge between the sexual and drug use networks and can potentially facilitate the

expansion of the epidemic from one concentrated among the IDU population to widespread heterosexual transmission.

The rate of new partnership formation is high, particularly among youth. A high proportion of men at sites visit commercial sex workers.

Over 7,500 individuals socializing at approximately 400 sites in the four cities were interviewed. This sample included 3,801 youth, 956 commercial sex workers and 1,007 clients, and 955 IDUs. Approximately one-third of the individuals socializing at the sites reported at least one new partner during the past four weeks. Among youth, the proportion was even higher, with over half of the youth in some cities reporting at least one new partner in the past four weeks. Approximately a quarter of the men in each city had given money in exchange for sex during the past three months.

Condoms are available and reported use is quite high with new partners.

Condoms were always available at over a third of the sites and it was possible to find a condom within 10 minutes of a site at night – from approximately 57% of sites in Tashkent to more than 90% of sites in Almaty and Karaganda. Condom use with new partners was high, with between 63% and 79% of men and 80% to 90% of women reporting using a condom with their last new partner. However, condom use is self-reported and could potentially be over-reported. Condom use with regular partners was much lower than with new partners with approximately 30% of the men and women reporting using a condom the last time they had sex with a regular partner. Over half of men who had a regular partner during the past 12 months also had at least one new partner during this same time period. The

proportion of women with both a regular and new partner during the past 12 months was lower than that among men but was still more than one third.

Injection drug use is common. Among injection drug users, reported condom use with new partners is low and needle sharing is common.

The majority of key informants reported that they believed injection drug use occurs in the area and over a third of key informants reported seeing used syringes lying on the ground in the past four weeks. Over a third of site representatives reported that injection drug use was very or somewhat common in the area. Similarly, over a third of the individuals socializing at the sites also thought that injection drug use was very or somewhat common in the area. The target of 200 interviews with IDUs was achieved in all four cities, although oversampling was required in Almaty, Karaganda, and Tashkent. Injection drug use was more common among men than among women and more common in Karaganda and Osh than in Almaty and Tashkent. The proportion of men in the representative sample who injected drugs during the past six months ranged from 5% in Tashkent to 27% in Karaganda. Among male IDUs with a new partner during the past four weeks, the proportion who used a condom with their last new partner ranged from 53% to 85%. IDUs were more likely to have met a new sexual partner at the site than individuals in the representative sample. Between 11% and 55% of male IDUs shared at least one syringe during the past four weeks. Taking drugs from a common reservoir was also a common practice.

Program implications of the assessment: Interventions need to be focused at sites where people meet new partners, youth socialize, commercial sex workers solicit clients, and injection drug users socialize while maintaining a strong general population prevention program.

The PLACE method provided significant insight into the sexual and injection drug use networks in the four assessment cities. These networks were extensive and diffuse and there was significant overlap between high-risk populations socializing at the sites. Priority sites for intervention should include sites where people meet new sexual partners, youth socialize, commercial sex workers solicit clients, and injection drug users socialize; and in particular, sites where these high-risk populations overlap. These overlap sites should be targeted with a site-based prevention program to reduce the likelihood of transmission across different physical modes of transmission and across different risk population subgroups. Characteristics of the individuals socializing at these priority sites can be used to develop and tailor prevention programs and for indicators to monitor the intervention.

Table 1. Summary of indicators from assessments in four cities in Central Asia

| | Almaty | Karanganda | Osh | Tashkent |
|---|---------------|-------------------|------------|-----------------|
| Population | 1.5 million | 440,000 | 200,000 | 2.1 million |
| Scope of Assessment | | | | |
| Citywide assessment | Yes | Yes | Yes | Yes |
| Identification of areas or “units” of city and social sites within “units” where people meet new partners and/or drug injectors socialize | Yes | Yes | Yes | Yes |
| Mapping of sites | Yes | Yes | Yes | No |
| Characterization of sexual and injecting networks at sites | Yes | Yes | Yes | Yes |
| Characterization of overlaps of sexual and injecting networks | Yes | Yes | Yes | Yes |
| Identification of gaps in prevention programs | Yes | Yes | Yes | Yes |
| Step 1: Results from Focus Groups/In-depth Interviews to Identify Areas of City Where People Go to Meet New Sexual Partners and Where IDUs can be Found | | | | |
| Number of focus group discussions held | 8 | 6 | 6 | 6 |
| Number of in-depth interviews held with police and IDUs | 20 | 15 | 15 | 40 |
| Number of areas identified | 15 | * | * | 157 |
| Step 2: Results from Key Informant Interviews within Areas to Identify Specific Sites Where People Meet Sexual Partners or Where Drug Injectors Can be Found | | | | |
| Days of key informant interviewing | 6 | 5 | 7 | 9 |
| Number of interviewers | 20 | 26 | 25 | 19 |
| Number of key informant interviews | 1,200 | 900 | 669 | 1,206 |
| Number of key informant reports | 4,189 | 3,140 | 2,931 | 5,866 |
| Number of reports for sites in units where key informant interviewed | 1,656 | 882 | 1,545 | 1,768 |
| Number of reports for sites in other units | 2,533 | 2,258 | 1,386 | 4,098 |
| Number of unique sites reported in all units | 848 | 645 | 271 | 1,157 |
| Percent of key informants who: | | | | |
| believe injecting drug use occurs in area | 75% | 79% | 57% | 95% |
| saw syringes lying around area in last 4 weeks | 54% | 34% | 34% | 39% |
| report sex workers solicit customers in area | 44% | 56% | 68% | 91% |

| | Almaty | Karanganda | Osh | Tashkent |
|--|--------|------------|-------|----------|
| Percent of site reports where key informants believe: | | | | |
| people meet new sexual partners | 61% | 74% | 63% | 79% |
| IDUs can be found | 30% | 39% | 40% | 45% |
| syringes can be found | 29% | 30% | 31% | 37% |
| sex workers solicit customers | 51% | 66% | 60% | 75% |
| Step 3: Results from Visits to Sites Identified by Key Informants in Step 2 – Characteristics of Sites and Patrons of Sites as Reported by a Site Representative at the Site and from Interviewer Observation | | | | |
| Number of unique sites named by key informants | 848 | 645 | 271 | 1,157 |
| Number of sites excluded | 409 | 202 | 0 | 709 |
| <i>Note: Criteria for excluding sites for site verification varied by city. Most were stairwells/roofs infrequently reported by key informants.</i> | | | | |
| Number of sites visited, verified, characterized | 439 | 443 | 271 | 448 |
| Percent of sites where knowledgeable person reports that: | | | | |
| people meet new sexual partners at site | 64.7% | 61.0% | 63.9% | 50.3% |
| IDUs at site | 50.4% | 51.1% | 34.7% | 39.5% |
| people meet new sexual partners <i>and</i> IDUs at site | 33.5% | 33.0% | 24.8% | 29.5% |
| People meet new sexual partners <i>or</i> IDUs are at site | 81.3% | 79.0% | 72.3% | 59.6% |
| Type of site (by observation): | | | | |
| Bar/café/restaurant | 25.3% | 24.2% | 19.9% | 31.3% |
| Night club, disco, casino | 6.6% | 2.3% | 2.2% | 6.5% |
| Sauna | 2.1% | 2.5% | 8.1% | 0.2% |
| Hotel | 3.9% | 1.4% | 3.0% | 2.2% |
| Billiards, game club, computer club | 1.8% | 1.4% | 7.4% | 3.4% |
| Dormitory, private apartment, flat | 7.5% | 6.1% | 9.2% | 3.6% |
| Basement, roof, stairwells, unused abandoned building | 2.5% | 11.1% | 5.2% | 2.2% |
| School, college, technical institute | 7.5% | 2.7% | 3.0% | 4.2% |
| Street, waste, yard | 23.9% | 9.0% | 18.1% | 24.3% |
| Activities on-site (by interview): | | | | |
| Beer | 87.7% | 85.1% | 75.7% | 67.6% |
| Hard alcohol | 73.6% | 71.8% | 78.6% | 57.8% |
| Computer games | 16.6% | 4.1% | 5.9% | 11.8% |
| Eating | 70.4% | 63.7% | 63.1% | 75.7% |
| Dancing | 33.3% | 33.4% | 29.5% | 27.2% |
| Striptease | 4.8% | 2.0% | 1.1% | 1.6% |

| | Almaty | Karanganda | Osh | Tashkent |
|--|--------|------------|-------|----------|
| <i>Sexual partnerships formed on-site (by interview):</i> | | | | |
| Men meet women | 63.1% | 60.3% | 59.0% | 46.9% |
| Women meet men | 62.4% | 59.4% | 47.6% | 43.3% |
| Men meet men | 4.8% | 7.9% | 11.8% | 3.1% |
| Someone facilitates partnership formation | 8.7% | 7.0% | 19.9% | 6.0% |
| Sex workers solicit | 26.9% | 24.6% | 42.4% | 27.7% |
| <i>Percent of sites with some patrons (by interview) who are:</i> | | | | |
| Male students | 78.1% | 79.5% | 72.3% | 73.2% |
| Female students | 78.4% | 76.1% | 69.0% | 69.9% |
| Men under age 18 | 61.3% | 72.5% | 49.5% | 60.0% |
| Women under age 18 | 63.3% | 73.1% | 50.6% | 63.2% |
| Male IDU's | 44.9% | 39.3% | 32.1% | 29.9% |
| Female IDU's | 29.8% | 26.2% | 21.4% | 20.8% |
| <i>Perception of how common IDU is in area (by interview):</i> | | | | |
| Very common | 25.5% | 16.0% | 10.0% | 7.8% |
| Somewhat common | 26.4% | 38.6% | 23.3% | 23.0% |
| Not very common | 38.0% | 38.8% | 40.6% | 44.6% |
| Does not occur | 9.6% | 6.6% | 26.2% | 24.6% |
| Have seen used syringes lying inside or outside sites | 43.5% | 36.6% | 26.9% | 25.0% |
| <i>AIDS prevention at site (mostly by interview):</i> | | | | |
| Condoms never available past 12 months | 64.7% | 61.0% | 45.0% | 52.5% |
| Condoms seen on site (observation) | 18.5% | 18.5% | 17.3% | 21.9% |
| Condoms available within 10 minutes | 87.7% | 77.9% | 66.4% | 56.9% |
| Sites willing to sell condoms | 41.9% | 51.9% | 49.5% | 44.2% |
| That ever had HIV/AIDS prevention programs | 10.7% | 6.3% | 13.3% | 7.6% |
| Willing to have AIDS prevention program | 55.8% | 57.8% | 80.8% | 60.0% |

| | Almaty | Karanganda | Osh | Tashkent |
|---|--------------|------------|------------|--------------|
| Step 4: Results from Interviews with People Socializing at Sites and Characteristics of People at Selected Sites | | | | |
| Number of interview sites | 109 | 107 | 83 | 104 |
| Percent of verified sites where individual interviews conducted | 24.8% | 24.2% | 30.6% | 23.2% |
| Number of men interviewed | 1,202 | 998 | 684 | 1,203 |
| Percent of men (age 18 and older) socializing at sites who: | | | | |
| were age 18-24 | 49.2% | 42.7% | 23.2% | 54.2% |
| were married or living in union | 35.4% | 41.5% | 65.1% | 42.3% |
| were employed full-time | 55.2% | 50.8% | 42.5% | 54.5% |
| were students | 30.3% | 18.5% | 11.0% | 29.8% |
| visited the site every day | 31.7% | 28.3% | 26.5% | 24.8% |
| believed people meet new sexual partners at site | 71.5% | 69.0% | 66.2% | 58.5% |
| had ever attracted a new sexual partner at the site | 26.9% | 29.8% | 26.2% | 22.1% |
| of those, used a condom with most recent partner from site | 75.5% | 62.7% | 68.7% | 64.4% |
| had a condom with them that was seen by interviewer | 8.2% | 10.0% | 4.4% | 8.8% |
| Rate of partnerships | | | | |
| Had a new sexual partner in the past 4 weeks, and: | 42.7% | 42.8% | 28.2% | 29.2% |
| of those, used a condom with most recent new partner | 77.8% | 64.6% | 60.6% | 67.1% |
| Had a new sexual partner in the past 12 months | 71.0% | 72.4% | 51.5% | 61.0% |
| Had a regular partner | 74.3% | 71.0% | 73.7% | 69.6% |
| Had had sex with a man in the past four weeks | 0.9% | 1.2% | 1.6% | 0.6% |
| Had given money or gifts in exchange for sex in the past 3 months | 24.1% | 28.1% | 25.6% | 22.8% |
| Percent of men socializing at sites who: | | | | |
| believed drug use was very common in area | 13.5% | 10.6% | 9.9% | 5.6% |
| believed that IDUs socialize at site of interview | 56.3% | 58.2% | 51.2% | 37.7% |
| had ever injected drugs | 16.6% | 27.0% | 26.0% | 5.4% |
| of those who injected in past 6 months, shared a needle the last time he injected | 26.7% | 19.1% | 30.9% | 13.5% |

| | Almaty | Karanganda | Osh | Tashkent |
|--|------------|------------|------------|--------------|
| Number of women interviewed | 898 | 853 | 643 | 1,036 |
| <i>Percent of women (age 18 and older) socializing at sites who:</i> | | | | |
| were 18-24 | 57.8% | 57.2% | 40.9% | 58.9% |
| were married or living in union | 30.0% | 31.9% | 45.9% | 36.4% |
| were employed full-time | 43.15% | 35.8% | 29.1% | 33.7% |
| were students | 30.1% | 21.0% | 11.0% | 30.3% |
| visited the site every day | 29.4% | 26.3% | 36.4% | 22.2% |
| believed people meet new sexual partners at site | 73.8% | 73.4% | 70.5% | 61.8% |
| had ever attracted a new sexual partner at the site | 30.0% | 37.9% | 39.8% | 25.3% |
| of those, used a condom with most recent partner from site | 89.1% | 86.6% | 85.8% | 71.2% |
| had a condom with them seen by interviewer | 8.7% | 16.1% | 9.5% | 7.7% |
| <i>Rate of partnerships</i> | | | | |
| Had a new sexual partner in the past 4 weeks | 32.1% | 43.8% | 42.8% | 27.3% |
| of those, used condom with most recent new partner | 90.5% | 81.2% | 82.9% | 79.0% |
| Had a new sexual partner in the past 12 months | 47.7% | 60.8% | 49.1% | 46.4% |
| Had a regular partner | 67.6% | 63.6% | 60.2% | 61.5% |
| Received money or gifts for sex in the past 3 months | 20.5% | 31.8% | 39.7% | 22.1% |
| <i>Percent of women socializing at sites who:</i> | | | | |
| believed drug use was very common in area | 13.4% | 8.8% | 11.2% | 7.3% |
| believed that IDUs socialize at site of interview | 54.8% | 56.0% | 33.1% | 40.9% |
| had ever injected drugs | 3.5% | 12.6% | 5.1% | 1.8% |
| of those who injected in past 6 months, shared a needle the last time she injected | 25.9% | 12.7% | 15.2% | 4.0% |

Background and Objectives

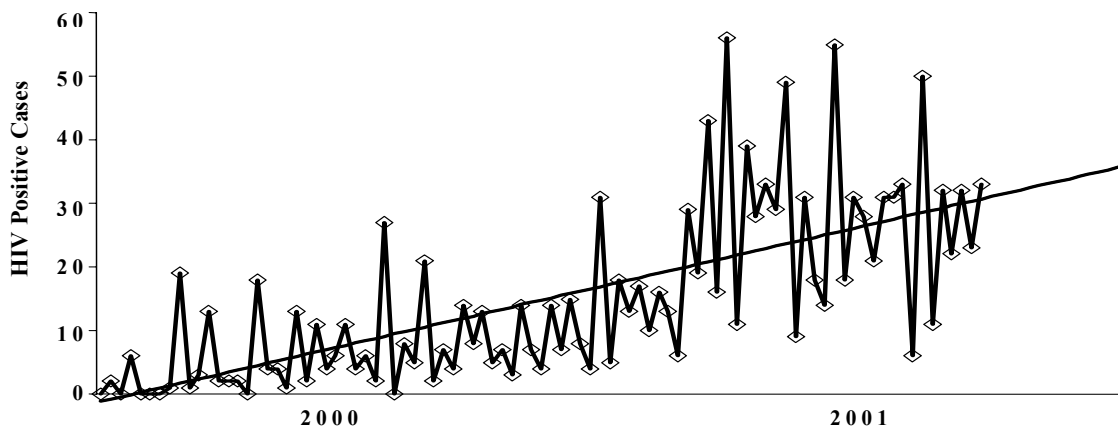
HIV/AIDS Epidemic in Central Asia

By the end of December 2001, Kazakhstan reported a total of 2,000 cases of HIV infection, Uzbekistan 780 cases, Kyrgyzstan 386 cases, Turkmenistan four cases, and Tajikistan 47 cases. However, none of these countries has a functioning sentinel surveillance system for HIV. In its regional strategy document, USAID estimated that the actual number of cases in these countries was 10 times higher. The low prevalence of infection, however, may mask high incidence of infection among some sub-populations in particular geographic areas of the region. The USAID Central Asian Republics Regional Strategy suggests that incidence may be increasing (Figure 1).

Based on reported HIV cases, models have been developed to project the number of HIV infections in Kazakhstan between 2000 and 2005. These models assume (per U.S. Centers for Disease Control and Prevention estimates) that the prevalence of HIV infection among injecting drug users was 18% in 2000 and that there were 200,000

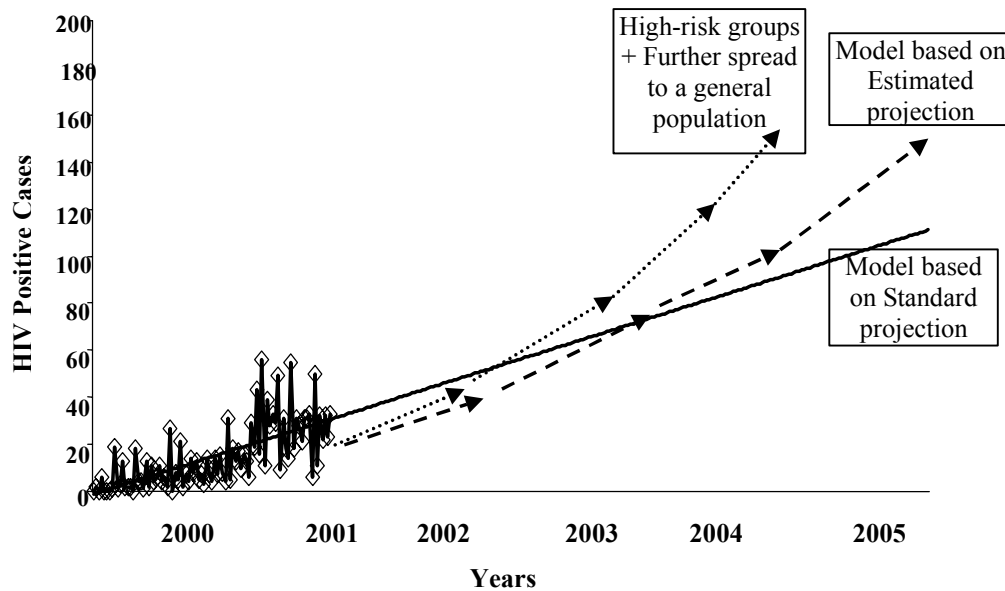
injecting drug users in Kazakhstan in 2000. The highest projection assumes that the epidemic moves from being concentrated among injection drug users to one that includes more widespread heterosexual transmission (Figure 2). According to these projections, the HIV incidence rate would be more than 300 cases per week in 2005, corresponding to a HIV prevalence rate of 0.3 percent (USAID, 2002). If these figures are adjusted to take into account that only 10% of the cases are included in these estimates, HIV incidence would increase to 3% and approximately 450,000 people would be infected with HIV by the end of 2005. According to USAID's regional strategy: "Given a similar pattern of HIV infection in the other four Central Asian countries, unless urgent measures are taken to prevent the further spread of the epidemic, the number of people living with HIV/AIDS in Central Asia (total population of 55 million) could reach 1.65 million by the year 2005" (USAID, 2002).

Figure 1. Weekly reported incidence of HIV cases in Kazakhstan, 2000-2001.



Source: Kazakhstan government statistics

Figure 2. Estimated and projected HIV/AIDS incidence rates in Kazakhstan, 2000-2005.



MEASURE *Evaluation* did not critically review these projections. However, they are useful figures for understanding the urgency of the USAID regional strategy and the role of the PLACE assessments in identifying where interventions should be focused.

Role of PLACE Assessments in USAID Regional Strategy

In December 2001, MEASURE *Evaluation* met with the Central Asia Republics (CAR) Regional Office of USAID to negotiate a scope of work for implementing PLACE assessments to support the regional AIDS prevention strategy. MEASURE *Evaluation* agreed to provide technical assistance to the region for focusing, informing, and monitoring AIDS prevention programs using the PLACE method. USAID wants a comprehensive and integrated approach to AIDS prevention in Central Asia during the period when the window of intervention opportunity may be closing rapidly. USAID target populations for intervention include

“vulnerable” youth aged 15 to 25 years and people engaging in high risk behaviors, such as injection drug users (IDUs) and commercial sex workers (CSWs) and their clients.

Between December 2001 and April 2002, a strategy for implementing PLACE assessments was developed based on discussion with the CAR Regional Office. Key features of this strategy included the following:

- Initial implementation of the assessment would be performed in Almaty, Kazakhstan, and subsequently in an additional three cities along the narcotic trade routes from Afghanistan to Eastern Europe. Almaty was selected to serve as the pilot city for the region during which the protocol, indicators, and training materials would be fully adapted to the pattern of injection drug use and sexual partnerships in the region. In

addition, the Almaty assessment would serve as hands-on experience for a team of trainers from Karaganda, Osh, and Tashkent, who would carry the method to their cities for baseline and follow-up assessments.

- Follow-up assessments would be done in one year, to monitor AIDS prevention activities. The strategy would cover 18 months of activities. There would be a strong commitment to building local capacity for implementing the assessments. The assessments would occur in cities where USAID is supporting harm reduction and condom promotion programs, according to a time frame that would allow the assessments to provide baseline and follow-up data for monitoring programs.

Objectives of PLACE in the USAID Regional Strategy

Overall, the role of the PLACE method in the region was to focus, inform, and monitor AIDS prevention activities. The method was considered appropriate because the epidemic is geographically clustered and a site-based approach for prevention programming is reasonable. Specific objectives of the PLACE assessments were as follows:

- To describe sexual and injection drug use networks in cities with the highest incidence of HIV infection, specifically:
 1. to identify and map geographic areas within each city where the networks operate and sites within these areas where injection drug

users and people with high rates of new partner acquisition can be accessed for intervention;

2. to describe the sociodemographic and behavioral characteristics of members of the networks, their knowledge of AIDS transmission routes and protective behaviors, and their exposure to interventions; and
3. to estimate the extent of youth participation in networks.

- Within each city, to identify specific priority sites for condom promotion and harm reduction programs so that educational messages, condoms, and other materials are accessible to sexual and injection drug use networks, with a particular focus on youth.
- To provide site-based indicators for each city of the extent to which:
 1. injection drug users have access to harm reduction programs;
 2. people who have many new sexual partners have access to and use condoms; and
 3. there is overlap between the injection drug use network and sexual partnership network.

The assessment was divided into four phases: a preparation phase that occurred before the first PLACE assessment was fielded; a pilot phase during which the first

assessment was conducted under heavy scrutiny; a roll-out phase where the method was implemented in several cities; and follow-up assessments that occurred between May 2003 and August 2003.

Preparation Phase Activities: January-April 2002

Discussions were conducted about how the PLACE protocol could be adapted to provide maximum information to condom social marketing and youth programs.

PLACE data collection forms were revised based on information from Population Services International (PSI) and the Soros Foundation. Final questionnaires and the protocol were ready by February 2002. The process for obtaining ethical review of the protocol in Kazakhstan in general and in Almaty in particular was determined and there were initial efforts to identify maps.

The PLACE protocol was submitted to the University of North Carolina at Chapel Hill Institutional Review Board for ethics review in March 2002, and field work members and a local field work coordinator were identified.

Pilot Phase: Implementation of PLACE Protocol in Almaty, Kazakhstan May-June 2002

The pilot phase included:

- implementation of PLACE protocol in Almaty (May 2002); and
- protocol revised for other cities.

Roll-Out Phase for Baseline Assessments (May-November 2002)

The roll-out phase included the following:

- workshop for cities interested in implementing PLACE protocol (May 2002);
- follow-up e-mail to detail timeframes, budgets, and subagreements;
- implementation of PLACE protocol in other cities; and
- preliminary results and tables provided in November 2002.

Follow-up Assessment (May-October 2003)

Follow-up assessment was implemented in Almaty, Karaganda, Osh, and Tashkent (May-October 2003).

Overview of the PLACE Protocol

Methods for monitoring and evaluating AIDS prevention activities are urgently needed. Because resources for interventions are limited, there is a pressing need to focus interventions where they are most cost-effective. Identifying geographic areas where HIV incidence is highest has proven challenging because of the difficulty of identifying these areas using low-tech approaches that can be locally implemented. Population-based sero-surveys to identify empirically areas with high HIV incidence are rarely conducted due to cost, feasibility, loss to follow-up, and ethical concerns. The Priorities for Local AIDS Control Efforts (PLACE) method is a monitoring tool to identify high HIV transmission areas and the specific sites within these areas where AIDS prevention programs should be focused.

The PLACE approach acknowledges that contextual factors are often associated with areas where HIV incidence is high. These factors include:

- poverty and unemployment
- drug abuse
- crime
- lack of health care services
- alcohol consumption
- high population mobility
- urbanization and rapid growth
- high male-to-female ratio

Consequently, the first step in the PLACE method is to use available epidemiologic and contextual information to identify areas in a city or health district likely to have a higher incidence of HIV infection (Figure 3). Subsequent steps use rapid field methods to identify and characterize sites within these areas where people with many new sexual partners or where injecting drug users

can be reached by HIV prevention programs. Characteristics of the people who socialize at these sites are obtained to confirm whether interventions at these sites would reach people with a high rate of new partner acquisition and/or people who inject drugs. Finally, the data are used to inform interventions in the area.

The method focuses on places where new sexual partnerships are formed and places where injecting drug users can be reached because the pattern of new sexual and needle sharing partnerships in a community shapes its HIV epidemic. This method was developed at the University of North Carolina at Chapel Hill and pilot tested in 1999 in Cape Town, South Africa in collaboration with the University of Cape Town. USAID has supported development of the method through the MEASURE *Evaluation Project*.

Figure 3. The five steps of the PLACE protocol.

| Step | Objective |
|------|---|
| 1 | To identify where in a city HIV incidence is likely to be high |
| 2 | To identify sites in the PLACE assessment area where people meet new sexual partners and where IDUs socialize |
| 3 | To visit, map and characterize those sites |
| 4 | To describe the characteristics and behavior of the people socializing at sites |
| 5 | To use findings to inform interventions |

Step 1: Identifying Areas for Assessment in Each City

Objectives

The objective of the first step of the PLACE method is to identify areas of each city where HIV incidence is likely to be high and to determine which of these areas will be fully assessed in subsequent steps of the method.

Methods

Focus groups and in-depth interviews to identify areas within each city

The USAID regional strategy includes improving HIV surveillance. However, at the time that these assessments were conducted, HIV surveillance data were not available to identify particular areas in any of the four cities where HIV incidence was highest. Consequently, high incidence areas in each city were identified through focus group discussions with people knowledgeable about sexual networks and injecting drug use in the city. Approximately eight focus group discussions were held in each city. Focus group discussions were held with a wide range of people, including commercial sex workers, drug injectors, physicians, taxi drivers, and youth. In-depth interviews were also conducted with police officers and others. The goal of these focus groups and interviews was to identify priority areas for intervention within each city including:

- areas where people meet new sexual partners;
- areas where sex workers solicit clients; and

- areas where injection drug users can be found.

Areas were defined according to a set of geographic units developed for each city. In each case, the geographic units were based on administrative divisions of the city that were well-known to people, so that they could readily identify areas and discuss differences between areas.

Almaty, Kazakhstan

In Almaty, very little information was available about where new sexual partnerships are formed or where injection drug users socialize. Consequently, two approaches were taken to identify areas of the city to be included in the assessment. The city was divided into units corresponding with those used by police. Focus groups were asked to identify which of the 71 units had areas where people meet new sexual partners, where sex workers solicit clients, or where injection drug users can be found. The 15 units most frequently mentioned in the focus group discussions were selected for implementation of the PLACE protocol. However, because of uncertainty about the validity of this method to identify the most important risk areas in the city, 15 additional units were selected randomly. The inclusion of random units in the study provided the opportunity to assess the extent to which the units selected by the focus groups had more sites where people meet new sexual partners, injecting drug users socialize, or commercial sex workers solicit clients compared to the other units. To validate the extent to which the focus group method identified areas more likely to have a higher rate of HIV incidence, the

characteristics of the units identified by focus groups were compared to the characteristics of the randomly selected units.

Karaganda, Kazakhstan

The entire city of Karaganda was included in the assessment. Since there was little information about where new sexual partnerships are formed or where injection drug users socialize, the PLACE assessment was conducted in each of the 32 post office units in Karaganda.

Osh, Kyrgyzstan

Similar to Karaganda, the entire city of Osh was targeted for assessment. Since there was little information about where new sexual partnerships are formed or where injection drug users socialize, the PLACE assessment was conducted in each of the 20 units comprised of groups of polling precincts in Osh.

Tashkent, Uzbekistan

In Tashkent, the entire city was the target of the assessment but the city was too large to conduct key informant interviews in all parts of the city. As in the other cities, there was very little information about where new sexual partnerships were formed or where injection drug users socialized. Areas within the city were selected for inclusion in the study by one of two ways. Focus groups and in-depth interviews identified 123 geographic areas throughout the city. An additional 34 areas encircling metro stations and busy bus stops were also selected for a total of 157 areas in the city.

Coordination

The MEASURE *Evaluation* project provided technical assistance for the baseline assessment, including questionnaire and protocol development, and funding through USAID/Central Asia. The director of the Center for the Study of Public Opinion in Almaty, Kazakhstan served as the local principal investigator for the studies in Almaty and Karaganda and provided technical assistance to local principal investigators in Osh and Tashkent. In Osh, the assessment was performed by the Center for Public Opinion Study and Forecasting. The assessment in Tashkent was performed by the FACT Social Research Agency. Workshops were held to disseminate the results to USAID, PSI, Soros Foundation, UNAIDS, the City AIDS Centers, and other organizations currently or planning to carry out interventions in these cities.

Training and Instrument Adaptation

The PLACE protocol was adapted to local needs and circumstances. The standard PLACE questionnaires were modified to target four groups of people including a representative sample of individuals socializing at the sites, commercial sex workers and their clients, injecting drug users socializing at the sites, and youth. The study instruments were translated into Russian and back-translated into English. For the assessment in Osh, the questionnaires were also translated into Kyrgyz and training was performed in both Russian and Kyrgyz. Interviewers were selected based on their social skills, knowledge of the layout of the areas, willingness to visit sites during evening and weekend hours, and their capacity to interview professional people as well as

street youth, commercial sex workers, and injection drug users.

The method was implemented first in Almaty and subsequently in Karaganda, Osh, and Tashkent. Almaty served as the pilot city for the region during which the protocol, indicators, and training materials were fully adapted to the pattern of injection drug use and sexual partnerships in the region. It also served as a learning experience for two people from each of the other cities who carried out the method with input from the Almaty experience. These people trained in Almaty subsequently trained their respective teams in the method.

A day of interviewer training was performed prior to each new phase of the study and included presentations on the rationale, objectives, and methods for the study. Training also included instructions regarding how to obtain informed consent, ask questions, record responses, and handle problems in the field, discussions on ethics, and a thorough review and discussion of each question to be asked of interviewees.

The Institutional Review Board at the University of North Carolina at Chapel Hill's School of Public Health approved the study protocol and served as the oversight body.

Step 2: Where Do People Meet New Sexual Partners and Where Do Drug Injectors Socialize? Findings from Key Informant Interviews

Objectives

The objective of the key informant interviews is to identify sites within the targeted priority areas where:

- people meet new sexual partners;
- IDUs socialize; or
- sex workers solicit clients.

A sexual network site is defined as a place in an area where people with high rates of partner acquisition meet to form new sexual partnerships. A site could be a bar, brothel, disco, street corner, or alley. New partnerships are the focus because individuals with high rates of new partner acquisition are more likely to transmit infection and because newly acquired infection is more infectious. HIV can also be transmitted through a network of injection drug users who share needles. Thus, sites where IDUs socialize and can be reached for prevention are also a focus of this method. Identification of all sites in a study area, not just traditional ‘hot spots,’ is encouraged.

Methods

Key informant interviewing is the primary method to identify all sites where residents of the study area meet new sexual partners and where injection drug users socialize. In each city, the local principal investigator and field coordinator decided on a target number of key informant interviews and developed a strategy to identify key informants. Individuals such as taxi drivers, market

vendors, bar managers, unemployed youth, and police were approached for an interview at a time that seemed mutually convenient. Only people who were younger than 18 years old were ineligible to be interviewed as key informants.

Potential key informants were approached by the interviewers who explained the purpose of the study and requested verbal informed consent. After recording basic demographic information about the key informant such as age, residence, and type of key informant, interviewers asked if injection drug use and commercial sex work was common in the area where the interview was being conducted. Finally, the key informants were asked to name specific sites where people meet new sexual partners in the area, where IDUs socialize, and where sex workers solicit clients. Information collected about each site included its name, type of site, geographic code and specific address, whether people meet new partners, and whether IDUs or used syringes can be found at the site. In Tashkent, rather than prioritizing sites based on activities at the site (such as commercial sex or injecting drug use), key informants were asked to prioritize sites based on location and to report whether the site was within a 10 minute walk, a 10 minute drive, or farther from the location where the interview was being conducted.

Key informant interviews were continued until the target number of interviews was achieved. A target was set of 1,200

interviews each for Almaty and Tashkent, 900 interviews for Karaganda, and 600 for Osh. The number of interviews was divided evenly among the units of the city included in the study.

Results

Key informant interviews were completed in approximately one week in each of the four cities. The target number of interviews was achieved in each city. The number of unique sites reported ranged from 271 sites in Osh to 1,157 sites in Tashkent (Table 2). In Almaty and Karaganda, each key informant named an average 3.5 sites compared to 4.4 sites named per key informant in Osh and 4.9 sites per key informant in Tashkent.

Key informant interviews were conducted until the target number of interviews for the city was achieved. Even though the number of people interviewed remained fairly constant each day, the proportion of new sites reported each day decreased throughout the interviewing period (Figure 4). On the last day of interviews in Almaty and Karaganda, fewer than a fourth of the sites named were reported for the first time. In Osh, all sites reported on the last day of the

interviewing had already been reported at least once, suggesting that few sites were missed. Approximately half of the sites reported in Tashkent for most of the interviewing period were new sites and, even on the last day of interviews, over one quarter of reported sites were reported for the first time.

Characteristics of Key Informants

Half (51%) of the key informants interviewed in Almaty and Karaganda were men whereas slightly more than half (56%) in Osh were men and almost two-thirds (63%) were men in Tashkent.

Taxi drivers, youth, barmen and waiters, and residents of the area were the most numerous types of key informants in all four cities, but a wide variety of individuals were interviewed in each city (Figure 5).

Table 2. Summary of key informant fieldwork

| | Almaty | Karaganda | Osh | Tashkent |
|--|--------|-----------|-------|----------|
| Days of key informant interviewing | 6 | 5 | 7 | 11 |
| Number of interviewers | 20 | 26 | 25 | 19 |
| Total key informants | 1,200 | 900 | 669 | 1,206 |
| Number of key informant reports | 4,189 | 3,140 | 2,931 | 5,866 |
| Number of sites reported inside interview unit | 1,656 | 882 | 1,545 | 1,768 |
| Number of sites reported outside unit | 2,533 | 2,258 | 1,386 | 4,098 |
| Number of unique sites reported | 848 | 645 | 271 | 1,157 |

Figure 4. Proportion of sites reported during each day of key informant interviews that were reported for the first time by city.

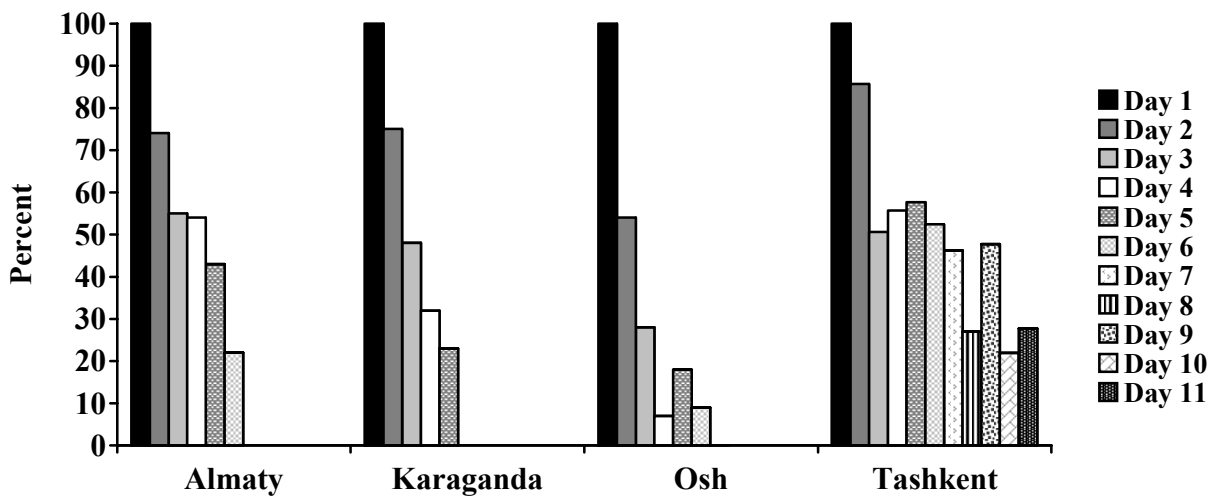
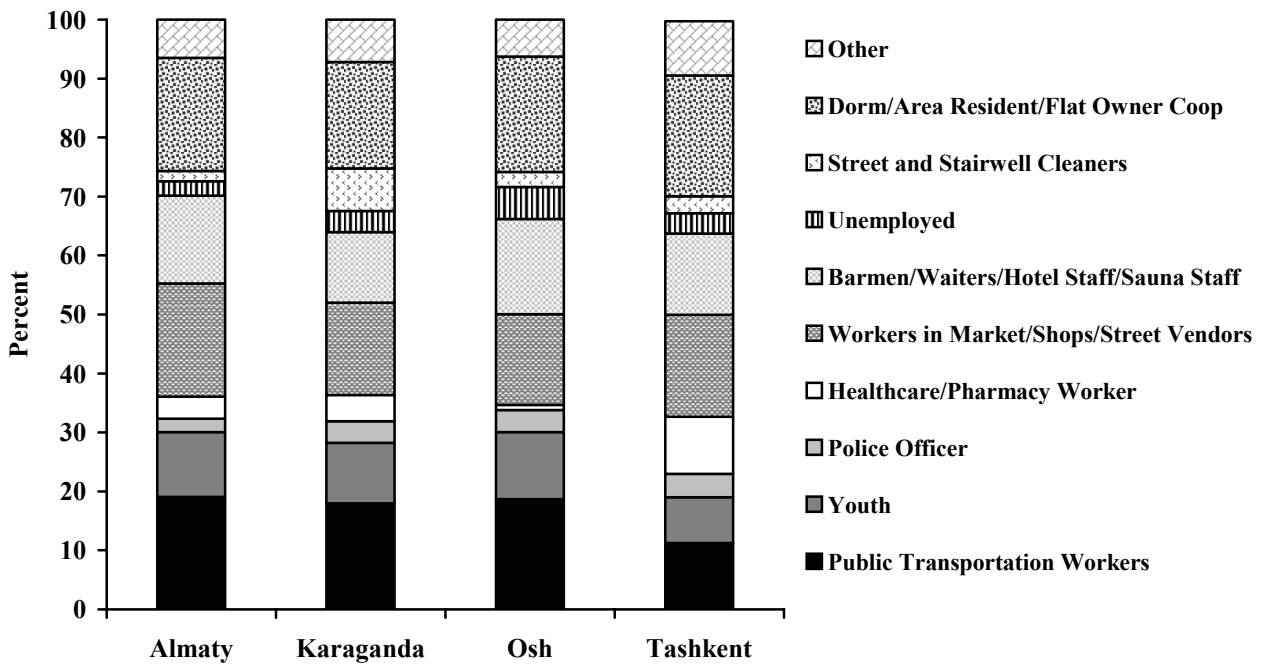


Figure 5. Distribution of key informants by type and city.



Most Productive Key Informants

The most productive key informants for naming sites inside the unit were individuals who lived and worked in the area including dormitory residents, flat owners coop personnel, street and stairwell cleaners, and sellers and workers in the market. Police officers were also productive key informants in all units. Transportation workers, including taxi drivers, public transportation drivers, and long distance truck drivers, were some of the most productive key informants for naming sites outside the interview unit.

On average, key informants in Almaty and Karaganda named more sites outside the unit in which they were interviewed than inside (2.1 verses 1.4, and 2.5 verses 1.0, respectively) whereas key informants in Osh named the same number of sites both inside and outside the interview unit (2.3 verses 2.1). In Tashkent, key informants, on average named more sites further than a 10 minute drive away compared to sites within a 10 minute walk or within a 10 minute drive (2.2 verses 1.5 and 1.2, respectively).

Key Informant Opinion of Drug Use and Commercial Sex Work in the Unit

The majority of key informants in all four cities reported that drug use occurred in the unit in which they were interviewed (Figure 6). Over one third of all key informants in each city reported seeing syringes used lying around in the area.

The proportion of key informants reporting that sex work occurred in the unit ranged from 44% in Almaty to 91% in Tashkent. Key informants in Almaty and Karaganda were much more likely to report drug use within the unit than commercial sex work. In Osh, key informants were more likely to

report commercial sex work than drug use within the unit; and in Tashkent, reports of both drug use and commercial sex work were high, with over 90% of key informants reporting each activity.

Sites Where People Meet Sexual Partners and Sites with Injecting Drug Users

Key informants classified each site that they reported according to whether people meet new sexual partners at the site, IDUs socialize at the site, used syringes are lying on the ground near the site, or commercial sex workers solicit clients at the site. Key informants in all four cities named more sites where people meet new sexual partners or commercial sex workers solicit customers than sites where IDUs socialize or used syringes can be found lying on the ground (Figure 7).

Barmen and waiters, youth, and dormitory residents were some of the most productive key informants for identifying sites where people meet new sexual partners. Police officers and transportation workers were the most productive key informants for identifying sites where commercial sex workers solicit clients. The most productive key informants for identifying sites where IDUs socialized included healthcare and pharmacy workers and sauna staff. Street and stairwell cleaners, homeless, and flat owners co-op personnel were the most productive key informants for identifying sites where used syringes were lying on the ground.

Figure 6. Proportion of key informants who reported drug use and commercial sex work within unit of interview, by city.

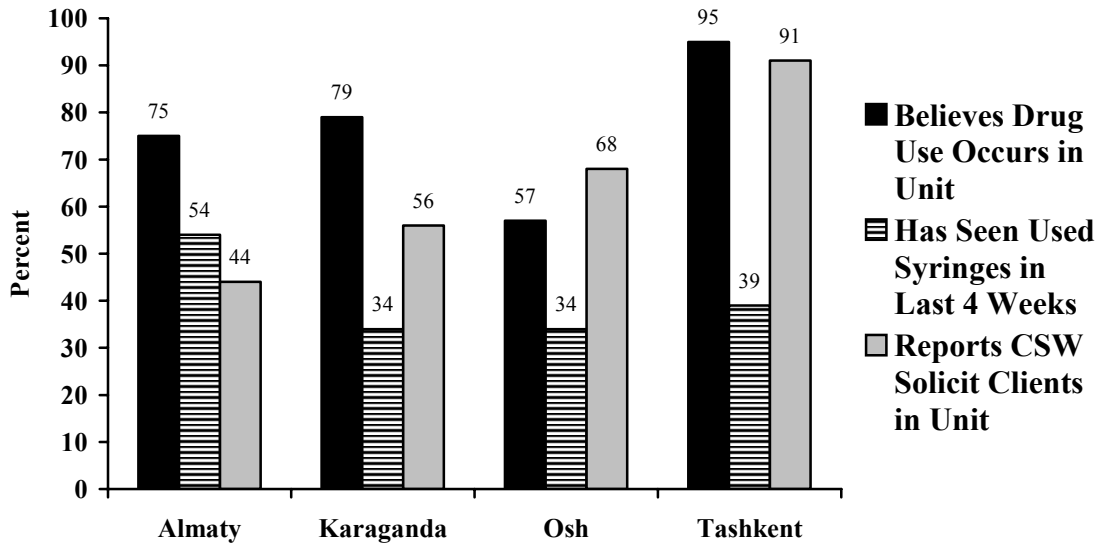
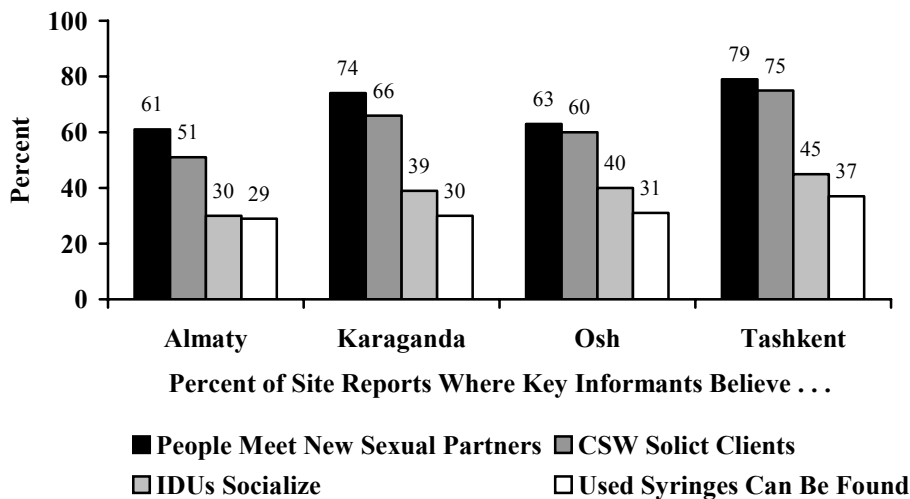


Figure 7. Proportion of sites named by key informants that were identified as high risk sites.



Comparison of Focus Group and Randomly-selected Units

In Almaty, key informant interviews were conducted in 25 units. Fifteen units were identified by focus groups and 15 were randomly selected from the list of 71 units. The 15 randomly selected units included five units identified by the focus groups. In the 15 focus group units, an average of 173.9 site reports per unit were recorded, including an average of 75.3 site reports for sites located within the interview unit itself. Slightly fewer site reports per unit and significantly fewer site reports for sites within the interview unit were reported in the 15 randomly selected sites. In these 15 randomly selected units, an average of 164.4 site reports per unit were named by key informants in each unit but only an average of 48.0 sites per unit were located in the randomly selected interview units.

Step 3: What Are the Characteristics of Sites where People Meet New Sexual Partners or where Injection Drug Users Socialize? Findings from Interviews at the Sites

Objectives

The objectives of Step 3 are to verify the existence of sites reported by key informants and to describe the characteristics of these sites and of the people who socialize at them.

Methods

In this phase of the fieldwork, interviewers visited sites reported by key informants and interviewed a site representative who was knowledgeable about the site (such as a bar manager or owner) to obtain characteristics of the site important for HIV prevention. If no one was available for an interview during the first visit, the site was re-visited. The criteria for identifying a suitable respondent were broad, to prevent deductive disclosure of identity and to limit the number of re-visits. Verbal consent for an anonymous interview was obtained for each completed interview. Respondents were asked about the following:

- name of the site and number of years in operation
- types of activities that occur at the site
- estimated number of patrons at peak times
- patron characteristics, including typical age range, gender, residence, and employment status
- whether people meet new sexual partners at the site

- whether commercial sex workers solicit customers at the site
- whether injection drug users socialize at the site or used syringes can be found
- the extent of HIV/STI prevention activities on-site, including condoms availability and posters
- willingness to sell condoms

Teams of two to three interviewers were assigned to each unit of the city and given a list of sites in the unit. The criteria for determining which sites to verify varied by city. In Almaty and Tashkent, all sites mentioned five or more times by key informants, regardless of type, were visited. Sites inside the study units named fewer than five times by key informants were also verified, unless they were a flat, basement, roof, or stairwell. Sites outside the study units named by fewer than five key informants were excluded. In Karaganda, all sites mentioned two or more times by key informants were verified. Sites named by only one key informant were also verified unless they were a private flat, basement, roof, stairwell, entire street block, or site that was not identified as a priority site for people meeting new sexual partners, injection drug use, or commercial sex. Exclusion criteria were developed for these three cities, due to the vast number of sites reported. It was not feasible to visit every site for verification. In addition, it was expected that little benefit would be gained by visiting sites such as stairwells and rooftops mentioned by very few people.

These sites are unlikely candidates for outreach efforts. In the smaller city of Osh, all sites named by key informants were verified.

Maps of sites and key contextual information were produced for Almaty, Karaganda, and Osh. All verified places were identified using coordinates obtained by a global positioning system (GPS) unit. One or two field workers were trained to use these units in each city.

Results

The length of time to complete site verification interviews varied by city, ranging from two days of interviews in Osh to 10 days in Tashkent (Table 3).

Many of the sites reported by key informants were not verified because they did not meet the criteria for being visited, e.g., only one person mentioned the site and it was a stairwell or roof. In Almaty, 48% of sites were excluded from site verification, 22% were excluded in Karaganda, and 55% were excluded in Tashkent.

The refusal rates were lowest in Almaty where approximately 1% of site

representatives declined an interview. In Karaganda, 12% of site representatives refused the site verification interview and 14% of site representatives in Tashkent refused interview.

The remainder of this section of the report describes the sites that were visited and verified.

Site Types and Non-Sex Activities at Sites

The most common types of sites were bars, cafés, and restaurants (Figure 8). In Almaty, Osh, and Tashkent, sections of streets and street corners were also frequently named as sites where people meet new sexual partners or IDUs socialize. In Karaganda, basements, roofs, stairwells, and unused or abandoned buildings were frequently reported. Approximately 60% of sites in each city had been in operation for two or more years, including almost one fifth that had been in operation for over 10 years. Most sites reported being busy every night of the week, with Friday and Saturday as their busiest nights. Winter was the least busy season.

Table 3. Summary of site verification fieldwork

| | Almaty | Karaganda | Osh | Tashkent |
|--|------------|------------|------------|-------------|
| Days of site verification | 6 | 8 | 2 | 10 |
| Number of interviewers | 18 | 24 | 27 | 16 |
| Outcome of site verification visits | | | | |
| Sites found and person interviewed | 439 | 443 | 271 | 448 |
| Sites found but person refused interview | 6 | 59 | 0 | 72 |
| Sites excluded from verification or not found* | 403 | 143 | 0 | 637 |
| Total visits | 848 | 645 | 271 | 1157 |

*Incomplete recording of sites not found and sites not selected for verification

Sites in Almaty and Tashkent were the largest, with 41% and 45% of sites, respectively, reporting over 100 patrons during a busy day. Approximately 15% of sites in these cities had less than 30 patrons during a busy day. Sites in Karaganda and Osh were slightly smaller, with the largest proportion of sites, 42%, reporting between 31 and 99 patrons during a busy day.

The sites visited for site verification interviews in each of the four cities had similar distributions of on-site activities (Figure 9). Beer and/or hard alcohol were consumed at the majority of sites. Other popular activities at these sites included eating food and listening to music. Approximately one third of the sites had dancing.

Figure 8. Type of site, by city.

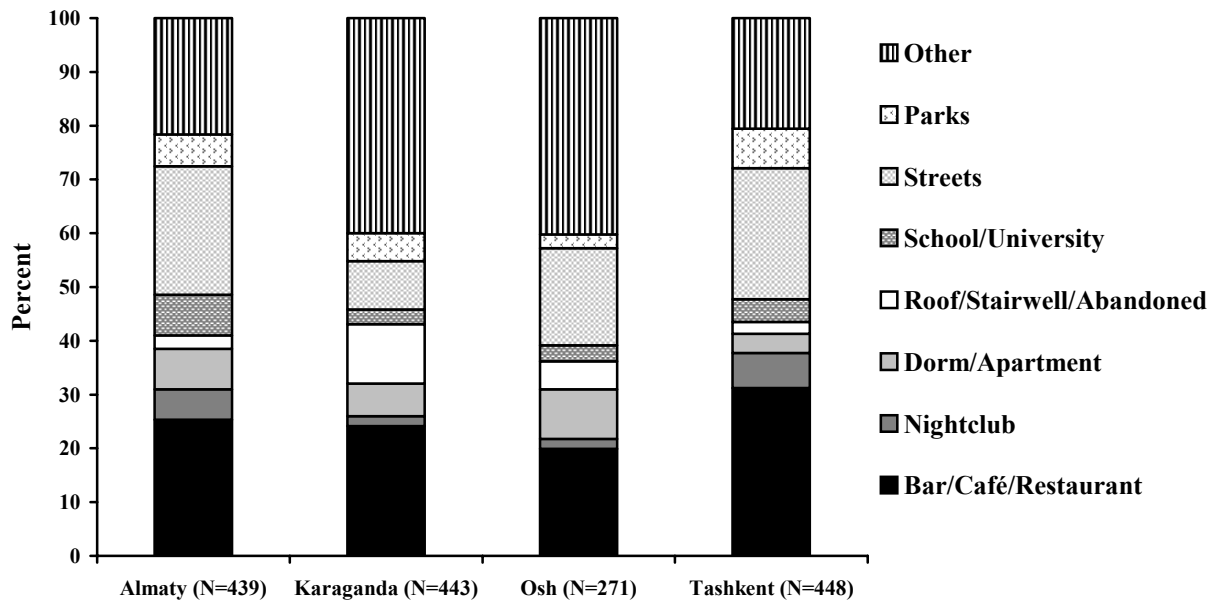
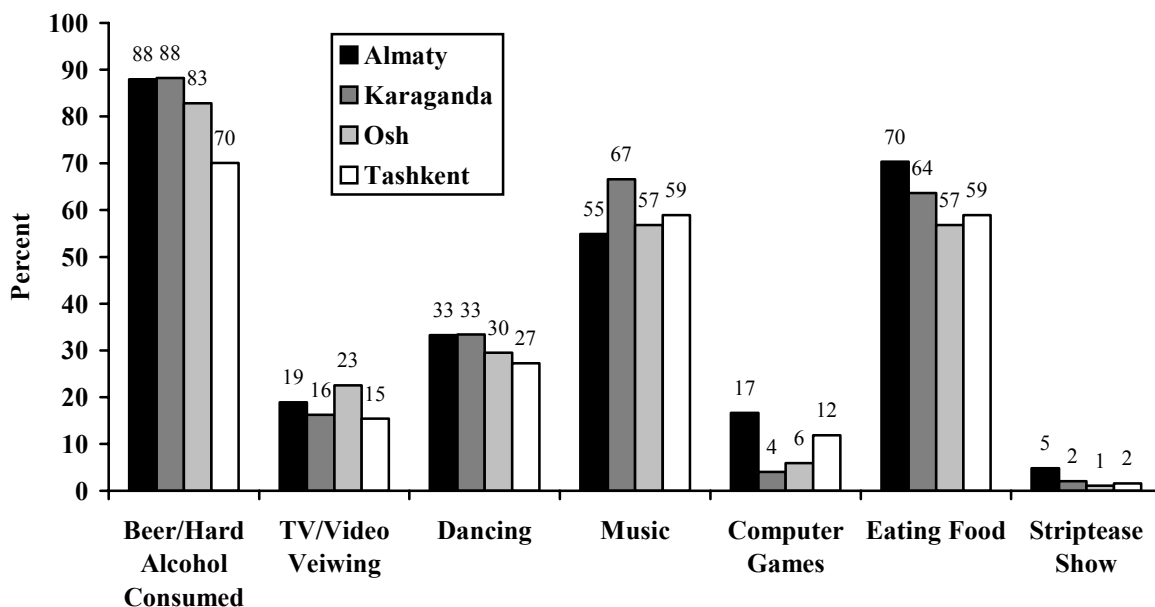


Figure 9. On-site activities, by city.



Characteristics of Site Patrons

A high proportion of sites in all four cities have at least some patrons who live within a 10 minute walk of the site, visit the site at least once a week, and are students (Figure 10). Despite these similarities, the types of patrons who visit the sites included in the site verification interviews varied considerably by city.

Site respondents at 56% of the sites in Almaty responded that none of the male patrons at the site were unemployed, whereas only 27% of respondents in Osh responded that none of their male patrons were unemployed. Sites in Tashkent were most likely to have no patrons who consumed alcohol at the site compared to the other three cities.

Karaganda had the highest proportion of sites where at least some of the male and female patrons were youth aged <18 years (72% and 73%, respectively) and Osh had the lowest proportion of sites with at least

some patrons who were male and female youth aged <18 years (49% and 51%, respectively).

Sexual Partnerships

A knowledgeable person at each site was asked whether men and women meet new sexual partners at the site. The responses were often in the affirmative. The proportion of sites where men met new female sexual partners ranged from 47% in Tashkent to 63% in Almaty (Figure 11). Partnerships with men who have sex with men (MSM) were not frequently reported. The proportion of sites reporting men meeting men ranged from 3% in Tashkent to 12% in Osh. Site representatives in Osh most frequently reported commercial sex on site (42%), but commercial sex was quite common in each city. At sites where sex workers solicited customers, the average length of time that sex workers had solicited customers at the site was approximately 2.5 years.

Figure 10. Characteristics of site patrons, by city.

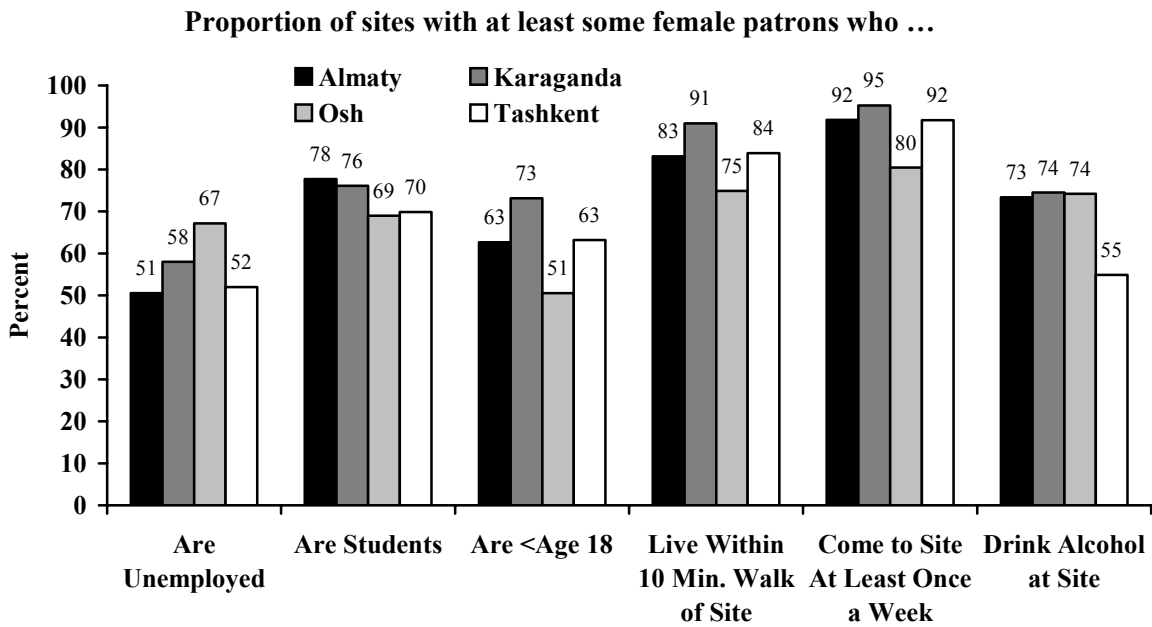
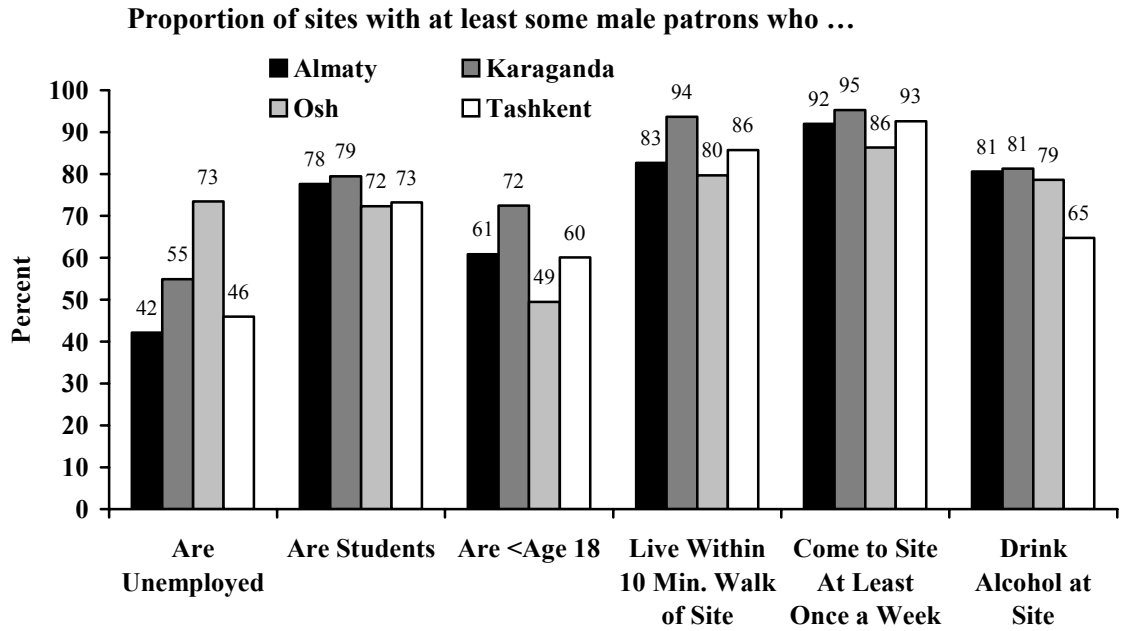
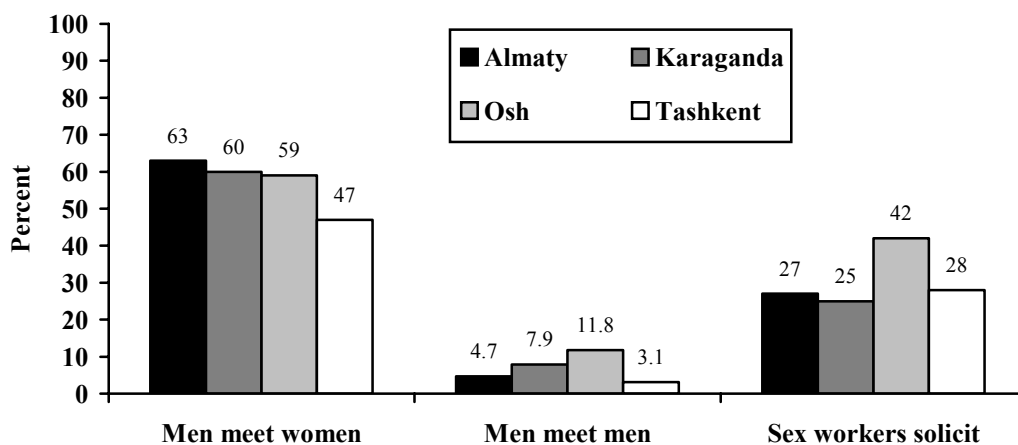


Figure 11. Sexual partnership formation and IDUs socializing at sites.



Injection Drug Use

Approximately half of the respondents in Almaty and Karaganda thought that injection drug use in the area was very common or somewhat common (Figure 12). Less than 10% of respondents in these cities reported that injection drug use did not occur in the area. Although injection drug use was perceived as being less prevalent in Osh and Tashkent, approximately one third of respondents reported that injection drug use was very or somewhat common in the area.

This perception that drug use was more common in Almaty and Karaganda was also apparent in other site characteristics related to injection drug use in these areas. Approximately half of respondents in Almaty and Karaganda reported that injection drug users could be found at their site whereas approximately one third of respondents in Osh and Tashkent reported that injection drug users socialized at their site (Figure 13). Furthermore, of those who replied that IDUs could be found socializing at their site, the majority responded that the

site had been a place where drug injectors could be found for at least one year prior to the interview and often longer. Evidence of injection drug use in or around the sites was visible. Respondents who reported seeing used syringes lying around inside or outside the site in the past three months ranged from 25% in Tashkent to 44% in Almaty. Interviewers also reported similar evidence of injection drug use. Used syringes were most frequently observed by interviewers at sites in Almaty (14%) but were observed by interviewers in at least some sites in all cities.

Figure 12. Perception of injection drug use in area.

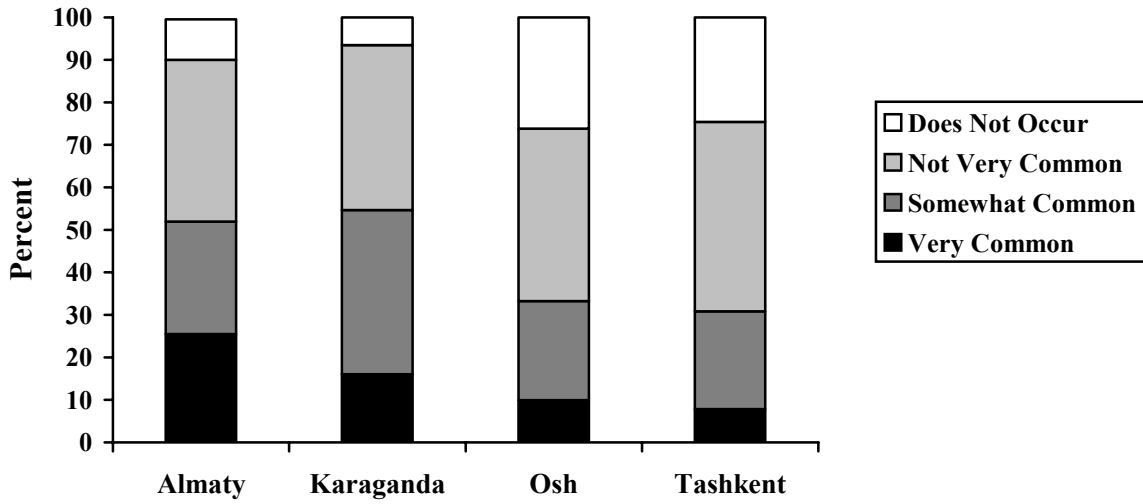
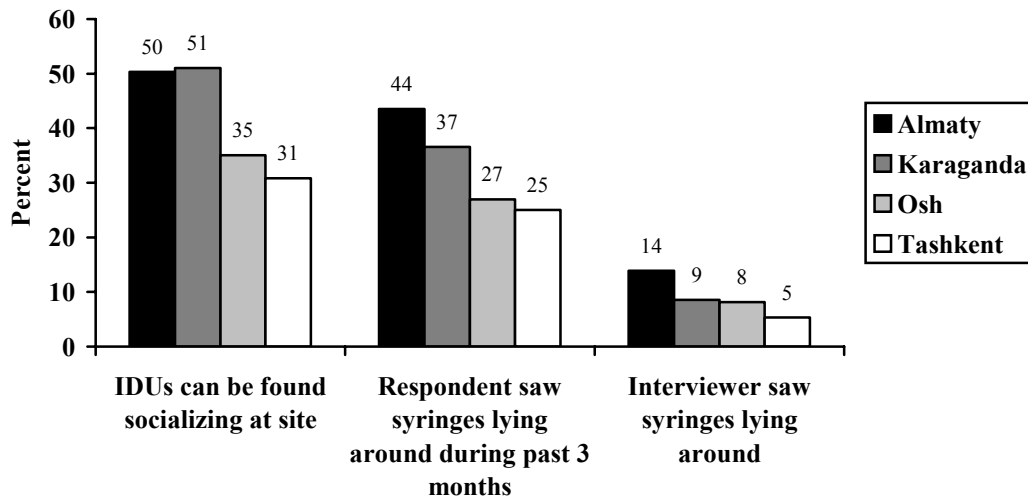


Figure 13. Injection drug use around sites.



Overlap of High-Risk Populations at Sites

Site respondents in all four cities reported considerable overlap among high-risk groups (Figure 14). In Almaty and Karaganda, the largest overlap among high-risk populations occurred at sites where people meet new sexual partners and injection drug users socialize. Approximately one third of site respondents in each of these cities reported that people meet new sexual partners and drug injectors socialize at the site. In Osh and Tashkent, the greatest overlap among high-risk populations occurred at sites where people meet new sexual partners and commercial sex workers solicit clients. Sites in Tashkent had the least amount of overlap between high-risk populations, while Osh had the most overlap. Approximately 15% of the sites in all four cities reported that people

meet new partners, sex workers solicit clients, and IDUs socialize at the site

HIV/AIDS Prevention Activities

Site-based HIV/AIDS prevention activities were rare in all four cities (Figure 15). The proportion of sites that ever had an HIV/AIDS prevention activity at the site ranged from 6% of sites in Karaganda to 13% of sites in Osh. Sites in Osh were slightly more likely to have HIV/AIDS posters displayed and AIDS brochures available than sites in the other three cities. Over 80% of the site representatives in Osh were willing to have HIV/AIDS educational programs at the site, compared to approximately 60% of site representatives in the other cities.

Figure 14. Overlap of high risk populations at sites.

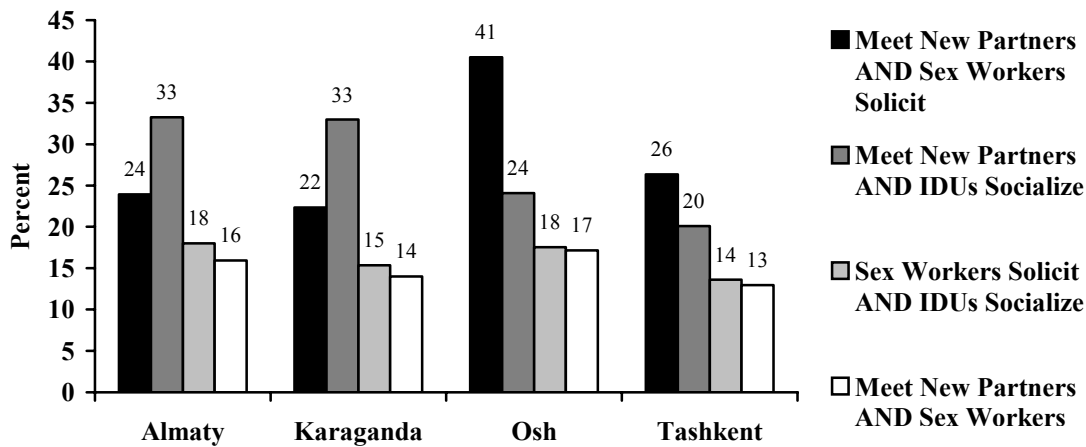
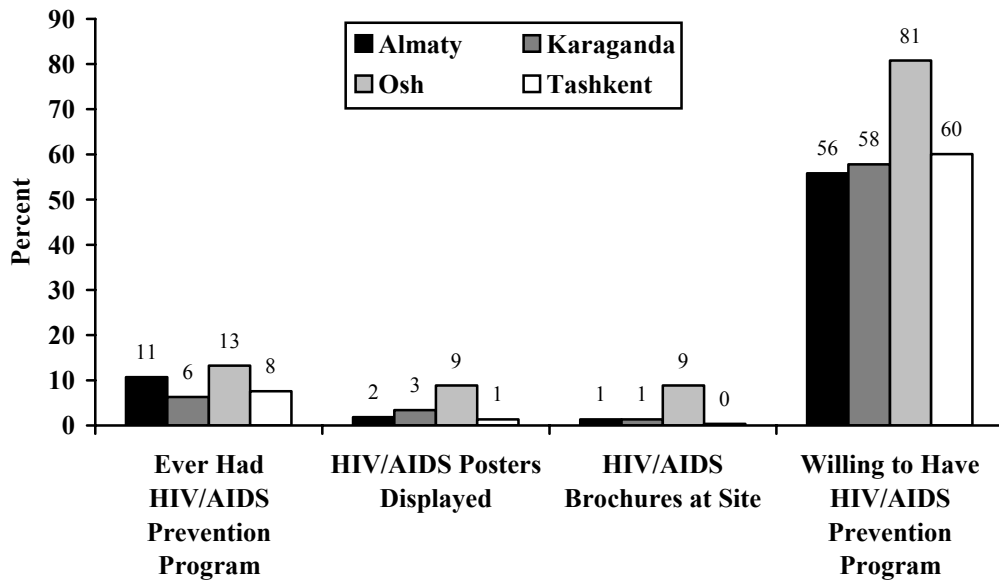


Figure 15. HIV/AIDS educational activities at the sites.



Condom availability at sites in the four different cities was mixed (Figure 16). In Almaty and Karaganda, over 60% of sites never had condoms available in the past 12 months, over three quarters of sites did not have condoms available on the day of the site verification interview, and over 80% of sites did not have condoms visible at the site. However, at 88% of sites in Almaty and 78% of sites in Karaganda, it was possible for someone to find a condom within a 10 minute walk of leaving the site at night. In Osh and Tashkent, condoms were available either sometimes or always at a higher proportion of sites and more likely to be available on the day of interview than in Almaty or Karaganda. However, in Osh, the condoms were still not visible and in both Osh and Tashkent, were less likely to be available in a 10 minute walk at night than in Almaty and Karaganda. The proportion of site representatives willing to sell condoms

at their site ranged for 42% in Almaty to 52% in Karaganda.

Comparison of Sites in Focus Group Units and Randomly Selected Units in Almaty

The characteristics of sites in the units selected by focus groups and of the sites in units selected randomly were compared. There were 15 focus group units and 15 randomly selected units with five overlapping units that were included in both samples. There were 252 sites verified in the focus group units and 191 verified sites in the randomly selected units. Focus group units contained more sites where people meet new sexual partners and where commercial sex workers solicit clients compared to the random sites, whereas the number of sites where injection drug users socialize was not that different (Figure 17).

Figure 16. Condom availability at sites.

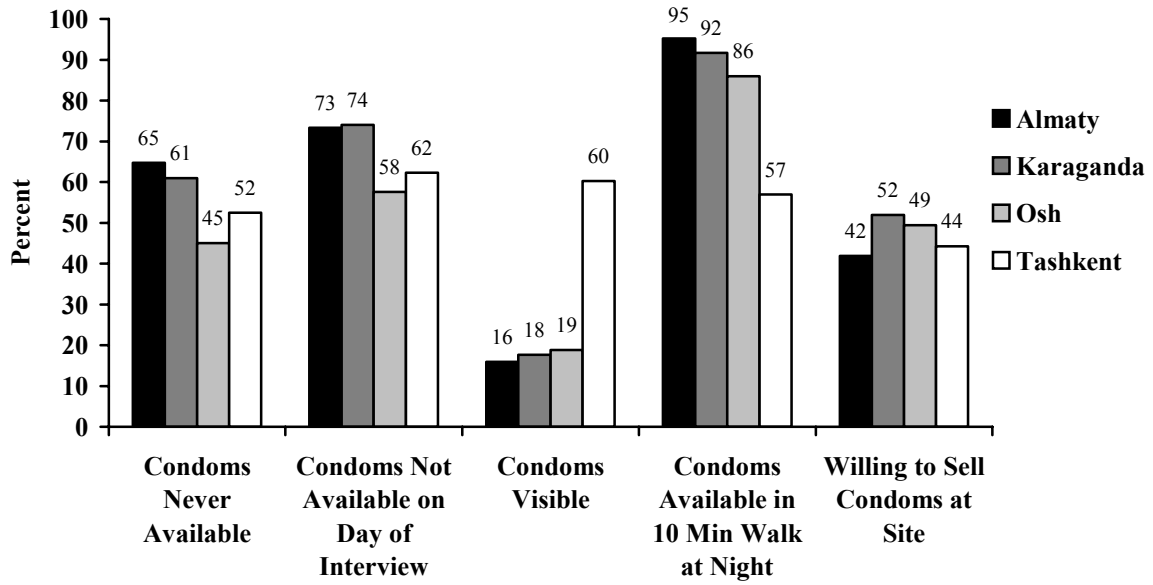
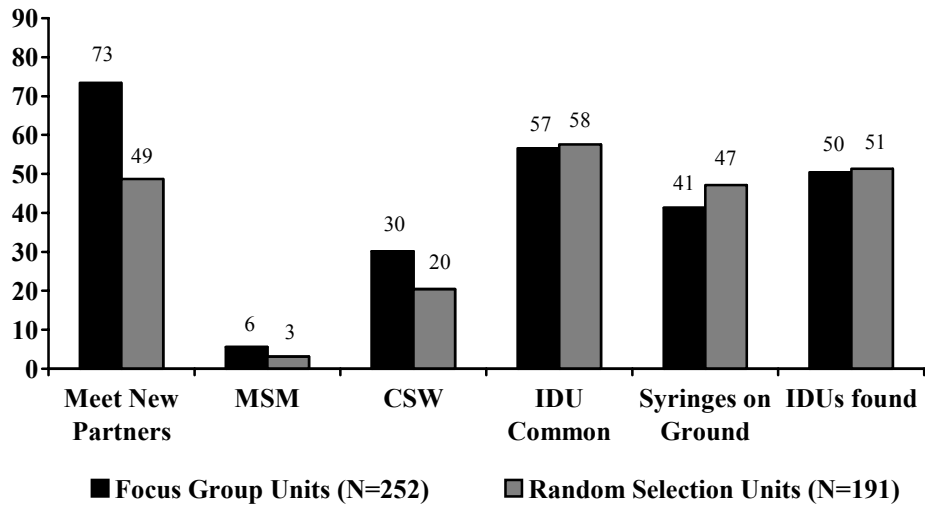


Figure 17. Comparison of focus group and randomly selected units in Almaty.



In the 15 focus group units, 73% of site representatives reported that men and women meet new partners at the site, compared to only 49% of site representatives in the randomly selected units. Similarly, 6% of site representatives in the focus group units reported that men meet male partners at the sites and 30% reported that commercial sex workers solicit clients compared to 3% and 20%, respectively, in randomly selected units.

Injection drug use behavior, however, did not vary much between focus group and random units. In the focus group units, 57% of site verification respondents reported that injection drug use was very or somewhat

common in the area compared to 58% in the random units. Similarly, in the focus group units, 41% of site verification respondents reported seeing used syringes lying around inside or outside the site in the last three months and 50% reported that injection drug users can be found at the site, compared to 47% and 51%, respectively, in the randomly selected units.

Based on these results, it was decided that the focus groups were more effective identifying units with sites where individuals with high-risk behaviors than randomly selecting units.

Step 4: What Are the Characteristics of People Who Socialize at Sites Where People Meet New Sexual Partners and Where Injection Drug Users Socialize? Findings from Interviews with People Socializing at the Sites

Objective

The objective of this step is to describe the characteristics and behaviors of individuals socializing at the sites. The sampling strategy was designed to provide estimates of a representative sample of people socializing at sites in each city. In addition, because of the importance of describing the characteristics of injecting drug users, additional samples of injection drug users were interviewed as necessary to achieve a sufficient number of such respondents.

Methods

A sample of verified sites was selected and a sample of individuals socializing at these sites was interviewed. This step is the only one in which self-reported information was gathered from interviewees.

Selecting Sites Where Individuals Socializing Were Interviewed

A sample of sites at which to perform interviews with socializing individuals was selected in each city. The objective of the sampling strategy was to obtain a sufficiently precise estimate of the proportion of individuals socializing at the sites who report meeting a new sexual partner at the site or who inject drugs. The final selection of sites could only occur after the key informant interviews and site visits were conducted. The resulting list of

reported sites was compiled into a sampling frame.

A four-step process was used to select sites for individual interviews.

- First, a target number of interviews to be carried out in each city was selected such that it exceeded the minimum requirement to obtain precise estimates of the key variables and assured that 200 IDUs and 200 commercial sex workers would be interviewed in the process. Target numbers were 2,100 interviews in Almaty, 1,750 in Karaganda, 1,200 in Osh, and 1,600 in Tashkent.
- Next, a strategy for selecting the number of people to be interviewed at each site was determined according to site size. Ten people were interviewed at small sites (<20 men socializing at a busy time), 20 people at medium-sized sites (20 to 49 men socializing at a busy time), and 30 people at large sites (50 or more men socializing at a busy time).
- Next, a random sample of sites was selected for individual interviews from the list of verified sites.

- Finally, the list of randomly selected sites was reviewed and a supplemental list of sites was identified from the list of those not selected. The supplemental sites were sites mentioned by 15 or more key informants that were not included in the random sample. These sites were considered important potential intervention sites.

This process permits estimates of a representative sample of the entire population of people who socialize at sites as well as estimates of the characteristics of people socializing at the sites that may be the most important to reach in an intervention program.

In Almaty, only sites located in the units identified by focus groups and in-depth interviews were eligible for individual interviews. Sites in the random units were excluded based on the analysis of data from the key informant and site verification interviews showing that these units did not include as many sites as those identified by

focus groups and in-depth interviews. Furthermore, site verification respondents did report as risky behavior at sites located in random units compared to focus group units.

Sampling Individuals at Selected Sites

Interviewers visited sites in teams of two at peak times, which most often was during the evening or night. When sites were deemed unsafe at their peak times (such as certain bars or streets), interviewers completed the field work earlier in the day in order to maintain safe working conditions. To identify potential respondents randomly, interviewers followed three principles: (1) they did not ask more than one individual in each group socializing together; (2) they numbered the individuals at a site and identified potential interviewees using intervals; and (3) they made sure to interview individuals at different locations within a site.

Table 4. Summary of field work for interviews with individuals socializing at sites

| | Almaty | | Karaganda | | Osh | | Tashkent | |
|---|--------|-----|-----------|-----|-------|-----|----------|-------|
| Number of sites visited for individual interviews | 109 | | 107 | | 83 | | 104 | |
| Percent of verified sites visited for individual interviews | 24.8% | | 24.2% | | 30.6% | | 23.2% | |
| Number of interview days | 19 | | 11 | | 6 | | 30 | |
| Number of interviewers | 21 | | 28 | | 59 | | 35 | |
| Number interviewed: | M | F | M | F | M | F | M | F |
| representative sample | 1,109 | 889 | 897 | 752 | 684 | 643 | 1,039 | 1,015 |
| youth | 607 | 559 | 440 | 471 | 187 | 302 | 596 | 639 |
| CSW and clients | 282 | 187 | 283 | 280 | 175 | 255 | 312 | 234 |
| IDUs | 236 | 27 | 225 | 63 | 170 | 31 | 178 | 25 |

When approaching an individual, interviewers explained the purpose of the study and the types of questions that would be asked and requested verbal informed consent before proceeding with the interview. It was often necessary to request that the respondent move to a different location at the site, away from their peers and others at the site, to preserve privacy and encourage truthful responses. There was no quota for the numbers of interviews to be performed with men and women.

When the target number of interviews with IDUs was not met by randomly approaching individuals at sites as described above, this target group was sought by re-visiting sites where IDUs had previously been found. Oversampling of IDUs was necessary in Almaty, Karaganda, and Tashkent.

Results

Interviews with socializing individuals occurred at approximately a quarter of the verified sites. The target number of interviews was achieved in each city but oversampling of IDUs in Almaty, Karaganda, and Tashkent was necessary to achieve the target of 200 interviews with IDUs. Oversampling of CSWs was not necessary in any of the cities to achieve the target of 200 interviews.

The results for four populations of interest are reported separately. The representative sample includes the random sample individuals interviewed at each site; that is, all interviewed individuals except for the IDUs who were oversampled at a later date. This sample is representative of the socializing population at sites where individual interviews were performed. However, not all sites were verified. The results of three sub populations, youth, CSWs and clients, and IDUs, are also

presented separately. The youth population is a representative sample of all individuals aged 25 years and younger socializing at the sites. CSWs were defined as women who had received money in exchange for sex during the past three months. Clients of CSWs were defined as men who had given money in exchange for sex during the past three months. The IDU population included all individuals who reported injecting drugs during the past six months interviewed as part of the representative sample plus those individuals who were oversampled to achieve the target numbers of interviews in this population.

Part 1 — Representative Sample of People Socializing at the sites

The number of people included in the representative sample for each city depended on the target number of interviews set for each city. These individuals are representative of the population socializing at the sites where individual interviews were performed and not all sites named or verified within the city.

Sociodemographic Characteristics — Slightly over half of the individuals interviewed in the representative sample for each city were male. On average, male patrons were older than female patrons. Individuals socializing at sites in Tashkent were the youngest, with a mean age 26.8 years for males and 25.6 years for females. Individuals in Osh were the oldest, with a mean age 31.8 years for males and 28.7 years for females.

Over 90% of men and women interviewed were residents of the city in which they were interviewed. In Karaganda and Tashkent, over half of the men and women had lived in the city all of their life (Figure 18). Individuals in Osh were more likely than

individuals in the other three cities to have spent at least one night outside the city in the past three months. In Osh, almost two thirds of women and over half of the men spent at least one night outside the city. Conversely, men in Almaty, Karaganda, and Tashkent were more likely than women to have spent at least one night outside of the city in the past three months compared to women.

Men socializing at the sites were more likely to be married than women. In Osh, approximately two-thirds of men and almost half of the women socializing at the sites were married, compared to approximately 40% of men and one third of women in the other three cities who were married.

Men were also more likely to be employed full-time compared to women. Men in Almaty, Karaganda, and Tashkent were more likely to be employed full-time than men in Osh. In Almaty, Karaganda, and Tashkent, over half of the men interviewed were employed full-time, compared to 43% of men in Osh. Women were less likely than men to be employed full-time, ranging from 43% of women in Almaty to 29% of women in Osh.

A significant proportion of the socializing population in all four cities had at least some higher education. Over 50% of men in Almaty and Tashkent and women in Almaty

had had at least some higher education. Almost one third of the socializing populations in these two cities were students. Approximately 20% in Karaganda and 10% in Osh had some higher education.

Individuals socializing at sites in Osh were significantly different from individuals in the other three cities. They were older, more likely to have slept outside city, and to be married, and less likely to be employed full time, to have higher education, or to be a student.

Interviewer Opinion of Respondent — Before beginning each interview, the interviewer recorded his/her opinion about whether the respondent was a CSW or an IDU. Interviewers were more likely to identify men as potential IDUs than women, with the proportion of male respondents believed to be IDUs ranging from 2% in Tashkent to 26% in Osh (Figure 19). Interviewers believed that 20% of women in Almaty to 36% of women in Osh were CSWs. Less than 5% of respondents were thought to be both a CSW and an IDU, and the majority of respondents in each city were thought to be neither a CSW nor an IDU. The interviewer opinion of the respondent agreed closely with the self-reported data obtained from the respondent later in the interview.

Figure 18. Sociodemographic characteristics of individuals socializing at sites.

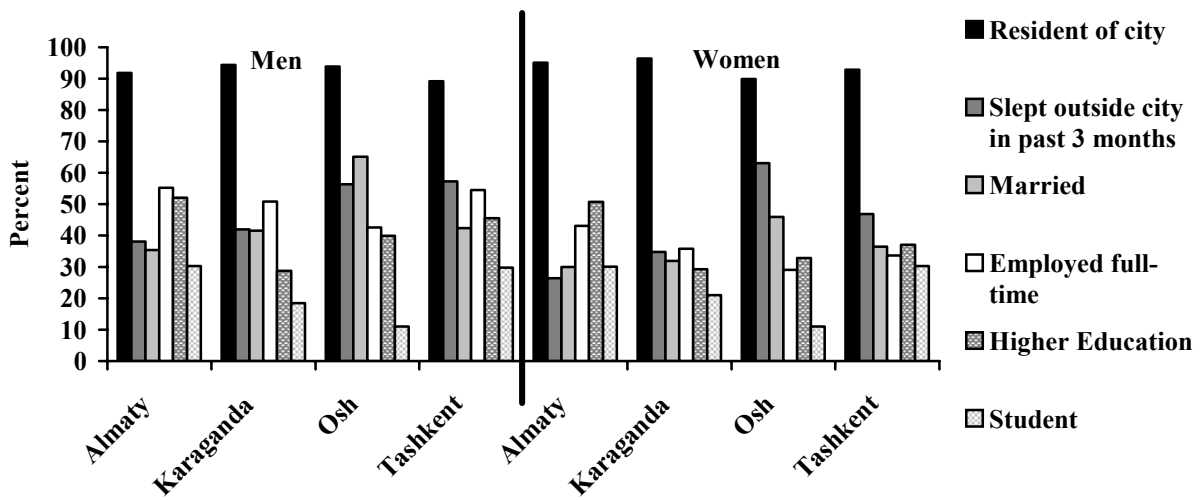
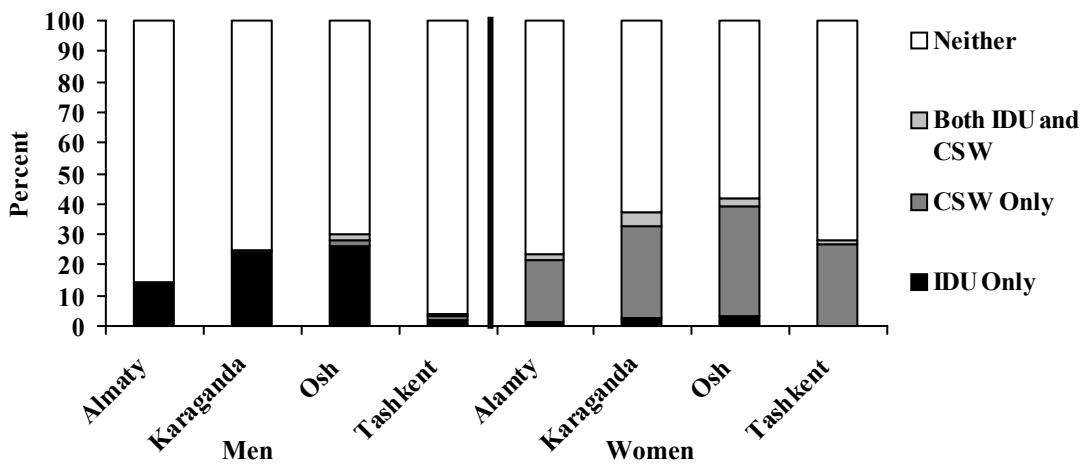


Figure 19. Interviewer opinion of respondent.



Number of Sexual Partners — Partner acquisition rates varied by gender and city. Over 85% of men interviewed while socializing at sites in Almaty and Karaganda reported having at least one partner in the past four weeks (Figure 20). In Osh, slightly over half of the men socializing, 52%, and approximately 69% of men in Tashkent reported having at least one partner in the past four weeks. Of those men with a sexual partner during this period, approximately half had a new sexual partner.

The proportion of women who reported at least one partner during the past four weeks was high in all four cities ranging from 63% in Tashkent to 86% in Karaganda. Among women with at least one partner during the past four weeks, the proportion with at least one new partner ranged from 41% in Almaty to 61% in Osh.

A significantly higher proportion of individuals in Osh and Tashkent reported no partners in the past 12 months, compared to individuals socializing in Almaty and Karaganda. During the previous 12 months, almost three-quarters of men in Almaty and Karaganda, 61% of men in Tashkent, and 50% of men in Osh reported at least one new partner. Among women socializing at the sites, approximately 60% of women in Karaganda reported at least one new partner in the past 12 months while less than half of the women in Almaty, Osh, and Tashkent did so.

Regular Sexual Partnerships — Almost three-quarters of men interviewed in each city and two thirds of women reported having a regular, long-term sexual partner — that is, someone they had been having sex with at least monthly for a year or longer (Figure 21). However, in addition to their long-term regular partner, many individuals

also reported at least one new partner during the previous 12 months. Approximately two thirds of men in Almaty, Karaganda, and Tashkent, and almost half the men in Osh who reported a regular, long-term partner also reported at least one new partner during the previous 12 months. Women were less likely to report a new partner in addition to a regular, long-term partner but still almost half of the women in Almaty, Karaganda, and Tashkent and a third of the women in Osh reported both.

Figure 20. Proportion of individuals socializing at sites reporting at least one partner during the past four weeks by gender and city.

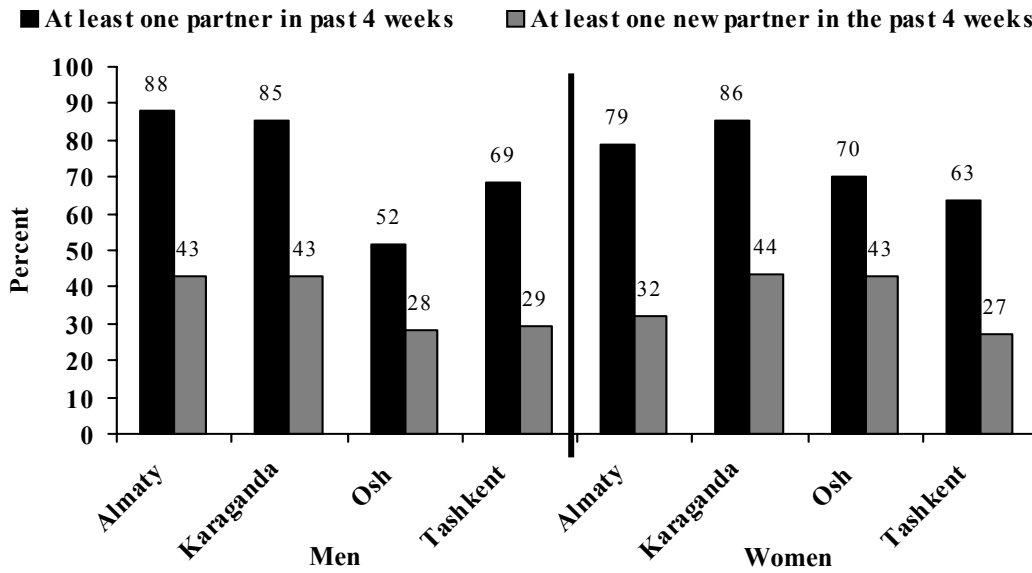
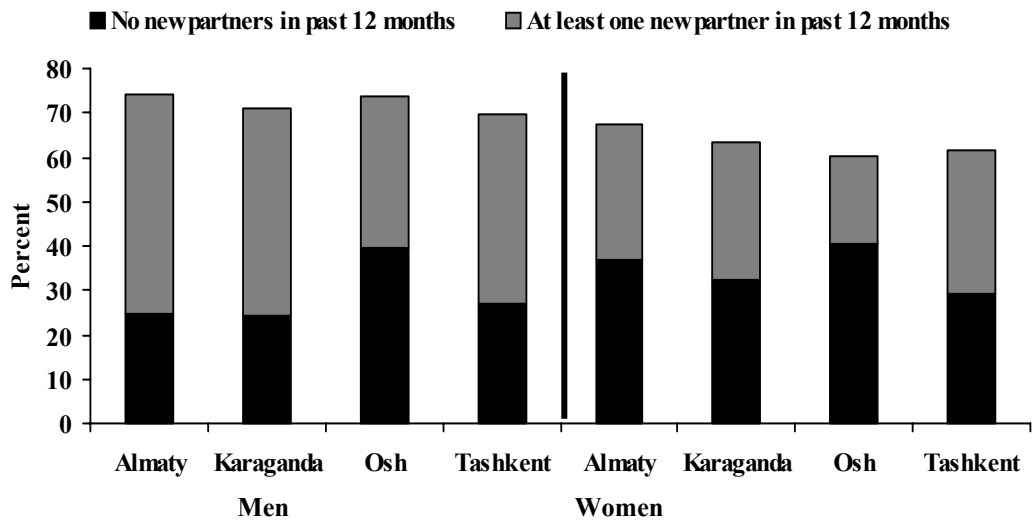


Figure 21. Proportion of individuals with a regular, long-term sexual partner.



Transactional Sex — Approximately one quarter of men in each city reported giving money in exchange for sex during the past three months (Figure 22). The proportion of women who reported receiving money in exchange for sex was much more variable and ranged from 21% in Almaty to 40% in Osh.

Men Who Have Sex with Men — Men rarely reported having sex with another man. The proportion of men who reported having sex with a man in the past four weeks ranged from 0.6% in Tashkent to 1.6% in Osh.

Self-Reported Condom Use — Condom use was relatively high among individuals socializing at the sites. The proportion of individuals who reported having ever used a condom was highest in Almaty (87% of men and 77% of women) and Karaganda (82% of men and 78% of women), and lower in Osh (62% of men and 59% of women) and Tashkent (70% of men and 58% of women).

Among men who had a new partner in the last four weeks, the proportion who reported using a condom with their last new partner ranged from 63% in Osh to 79% in Almaty (Figure 23). Reported condom use with the last new partner was even higher among women. Between 80% and 90% of women in all four cities who had a new partner in the past four weeks reported using a condom with their last new partner.

Condom use at last sex with a regular partner was lower among both men and women. Among men with a regular partner, reported condom use at last sex ranged from 27% in Osh to 36% in Almaty and among women with a regular partner, ranged from 29% in Osh and Tashkent to 44% in Almaty.

Condom Availability — Men in Osh were slightly less likely to report having a

condom with them at the time of the interview than men in the other three cities (8% vs. approximately 13%). Women were more likely than men to report having a condom with them at the time of interview, ranging from 12% in Tashkent to 24% in Osh.

The location where the last condom used was obtained varied by city and gender. However, pharmacies and kiosks were frequently named by men as the place where they obtained their last condom. Women frequently reported obtaining their last condom from a pharmacy or from their partner (Figure 24).

Site Visitation — Many people visit the sites regularly. The frequency of attendance at sites did not vary significantly by gender (Figure 25). Approximately one quarter to one third of respondents visited the site at which they were interviewed daily. Individuals in Osh visited the sites more frequently than in the other three cities and individuals in Tashkent have the lowest frequency of attendance at the sites. Approximately 60% to 70% of respondents first visited the site where they were interviewed over one year ago, indicating that these sites have well-established, loyal patronage.

Figure 22. Transactional sex, by city.

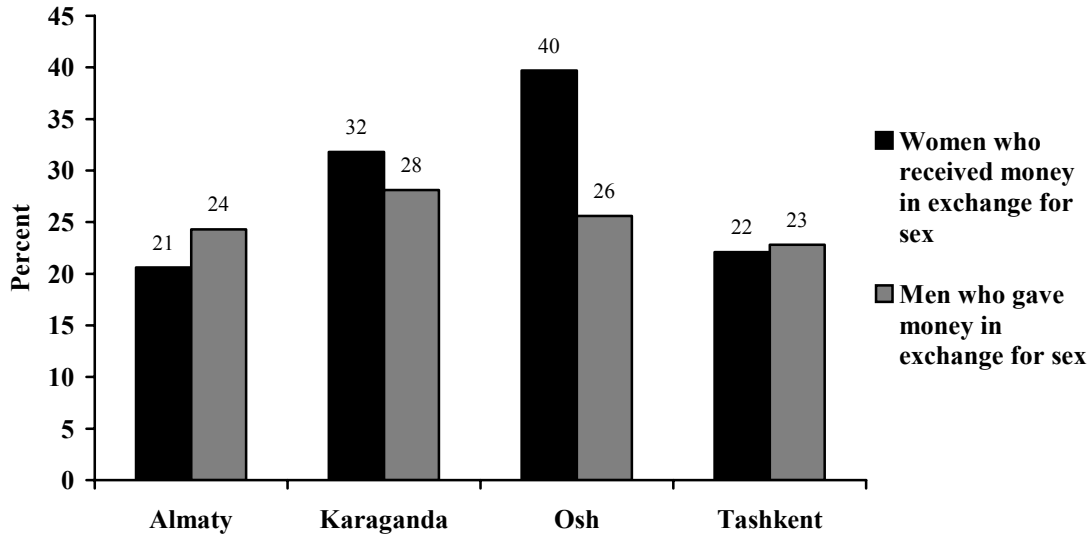
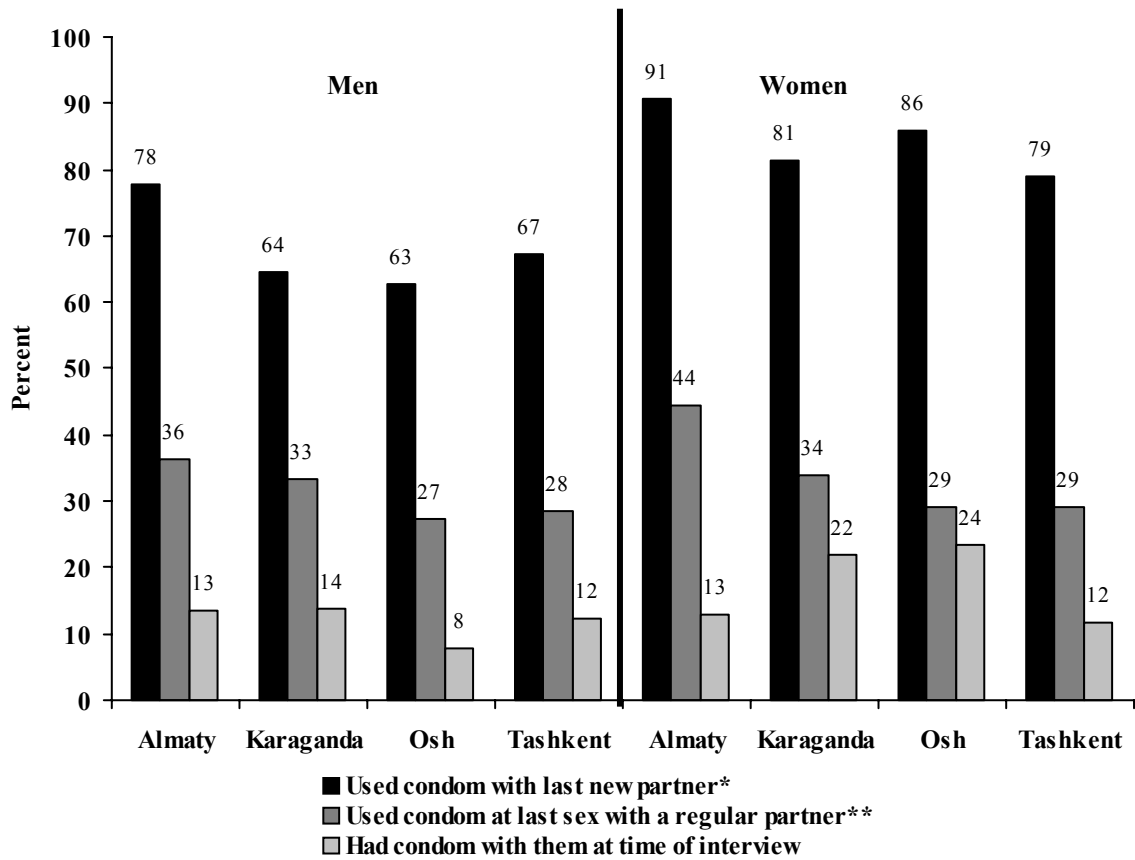


Figure 23. Condom use, by gender and city.



*Among individuals with at least one new partner in past four weeks

**Among individuals with a regular partner

Figure 24. Location where last condom used was obtained.

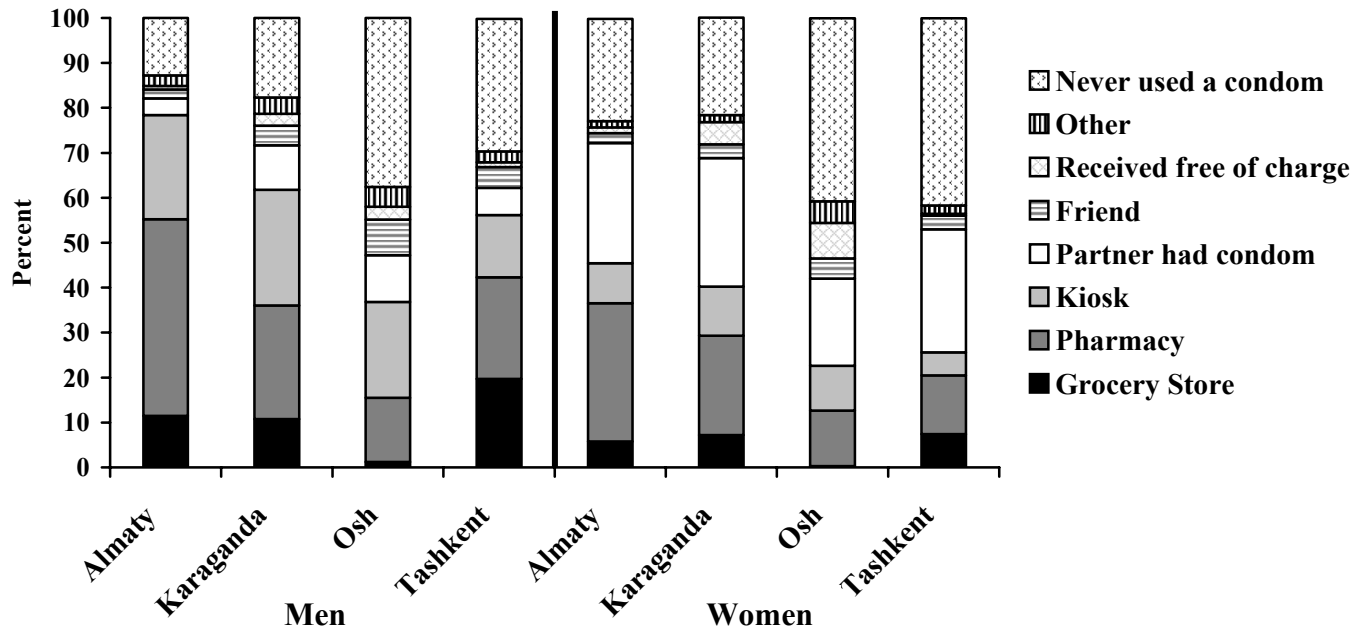
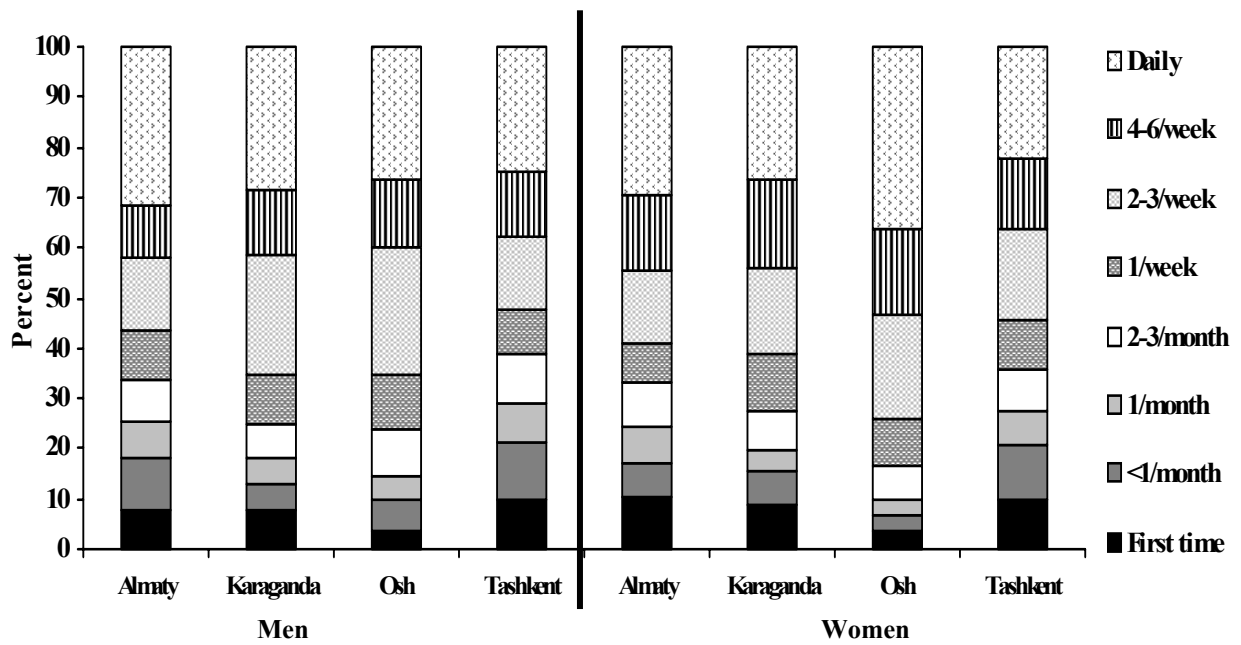


Figure 25. Frequency of attendance at sites, by gender and city.



New Partnership Formation at Sites — The majority of socializing individuals believed that people came to the interview site to meet a new sexual partner (Figure 26). In Almaty, the highest proportion of men and women, 72% and 74% respectively, responded that people visit the interview site to meet new sexual partners. Tashkent had the lowest proportions, 59% and 62%, respectively.

Approximately a quarter of the men and a third of the women interviewed reported that they had personally met a new sexual partner at the site. The time period during which these individuals last attracted a new sexual partner at the site ranged from within the past 24 hours to over a year ago. Women were most likely to have attracted their last new sexual partner from the site within the past seven days while men tended to have attracted their last new partner from the site over a longer time period. This higher proportion of women who recently met a new sexual partner at the site is likely due to commercial sex workers who were included as part of the representative sample.

Among individuals who have met a new sexual partner at the interview site, condom use with the last new partner met at the site varied considerably by gender and city. Men were less likely than women to have used a condom with the last new partner they met at the site. Approximately 70% of men in Almaty, 58% of men in Osh and Tashkent, and 47% of men in Karaganda reported using a condom with the last new partner they met at the site. The proportion of women who used a condom with the last new partner from the site was higher. Approximately 86% of women in Almaty, 76% of women in Karaganda and Osh, and 65% of women in Tashkent who ever met a new partner at the interview site used a

condom with the last new partner they met at the site.

Among men who ever met a new sexual partner at the site, a higher proportion reported using a condom with the last new partner at interview sites where condoms were always available during the past year compared to sites where condoms were never available (Figure 27). The largest difference was observed among men in Almaty where 81% of men who met a new partner at a site where condoms were available used a condom with the last new partner from the site, compared to only 65% of men at sites where condoms were never available.

Condom availability at sites did not appear to influence whether women who met a new partner at the site used a condom with the last new partner at the site except in Tashkent. In Almaty, Karaganda, and Osh, similar proportions of women interviewed at sites with condoms always available and at sites with condoms never available used a condom with their last new partner from the site. However, in Tashkent, 74% of women who met a new partner at a site where condoms were available used a condom with the last new partner from the site compared to only 58% of women at sites where condoms were never available.

Exposure to HIV/AIDS Education — Less than a quarter of the socializing population had attended an AIDS educational session in the past 12 months. Individuals in Karaganda were least likely to have attended an education session with less than one sixth having done so. In all four cities, a higher proportion of women compared to men had attended such a session.

Figure 26. Partner acquisition at sites reported by individuals socializing at the sites.

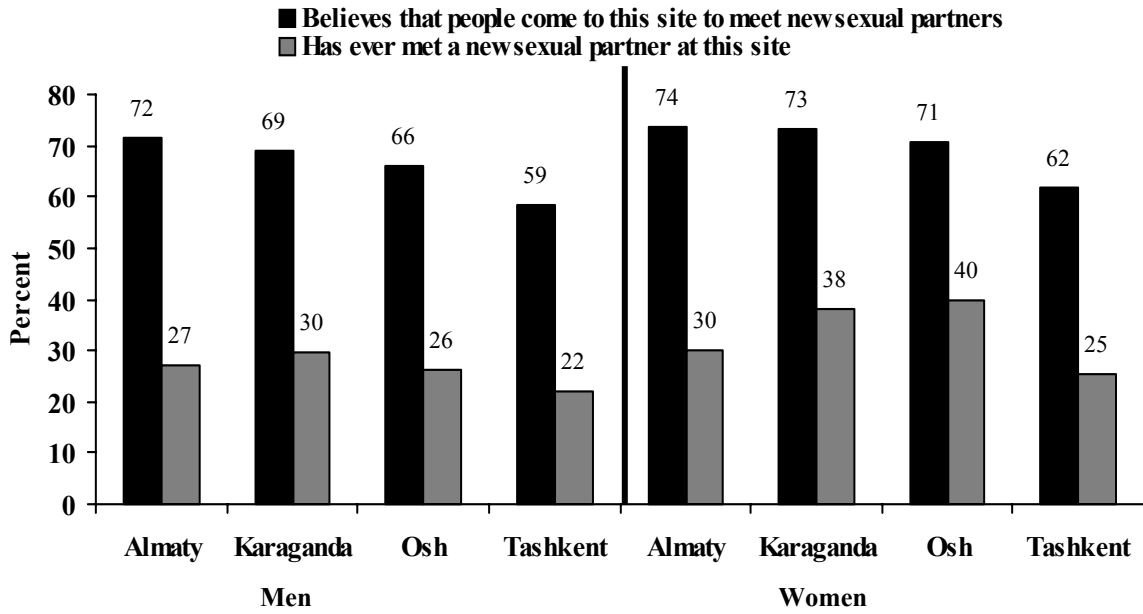
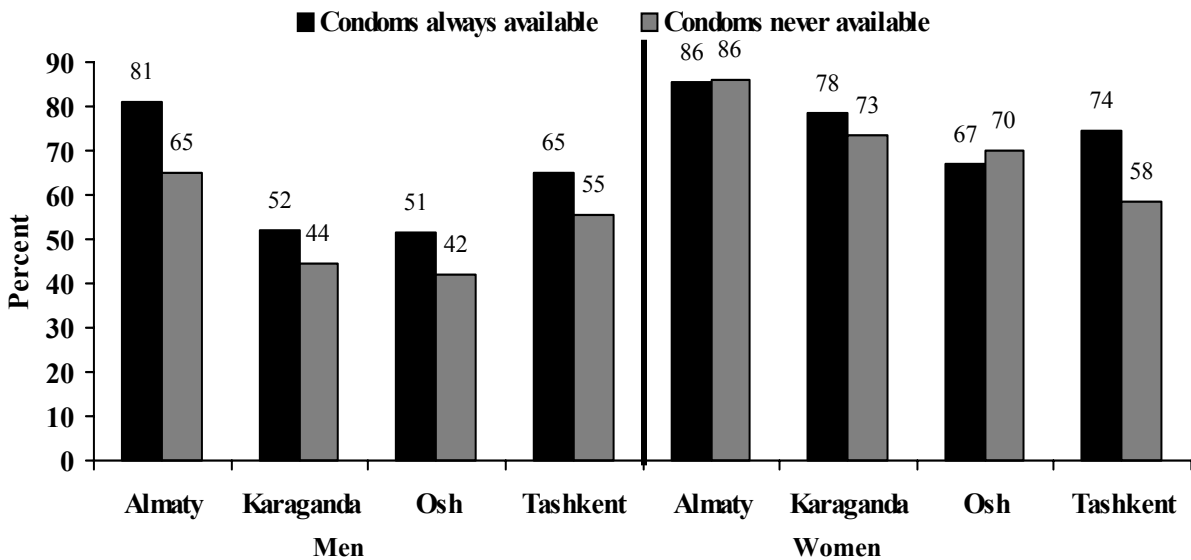


Figure 27. Condom use with last new partner met at site by condom availability at site.



Knowledge of HIV/AIDS — Individuals socializing at the sites were asked about their knowledge of HIV/AIDS transmission and prevention. Over 90% of men and women in all four cities knew that HIV could be transmitted by sexual contact without a condom and injecting drugs with a shared syringe. Approximately 80% knew that it could not be spread by a handshake.

Respondents were less sure about HIV transmission through eating from a common dish, swimming in a common pool, or through an insect bite. At least one third of respondents, but often more, responded that HIV could be transmitted via these types of contacts or they responded that they did not know if such transmission could occur. For example, less than half of men and women in all four cities correctly responded that HIV could not be transmitted through an insect bite. The distribution of the number of questions answered correctly by each individual was similar in each city for men and women (Figure 28). The mean number of questions answered correctly by participants in Almaty was 4.4 out of 6, in Karaganda 4.6, in Osh 4.1, and in Tashkent 4.3 questions.

Although the majority of individuals knew that it was possible to become infected with HIV through sexual contact without a condom or by injecting drugs with a shared syringe, fewer people responded that using condoms or avoiding sharing needles were ways that people could avoid or reduce their chances of becoming infected with HIV. The proportion who responded that people can avoid or reduce their chances of getting infected with HIV by using condoms ranged from 70% of women in Osh to 83% of women in Karaganda, and by avoiding sharing needles ranged from 31% of women in Almaty to 61% of men in Karaganda. The majority of individuals in each city named

two to three ways that a person could avoid or reduce their chance of getting HIV (Figure 29). On average, individuals in Almaty named 2.1 ways to avoid or reduce their chance of getting HIV, individuals in Karaganda named 2.5 ways, individuals in Osh named 2.6 ways, and individuals in Tashkent named 2.4 ways.

Almost three-quarters of men and women in Almaty, Karaganda, and Tashkent responded that a person who looks healthy can be infected with HIV. However, only 47% of men and 41% of women in Osh responded that a person who looks healthy can be infected with HIV, while approximately an equal proportion responded that they did not know.

HIV Testing — The proportion of individuals reporting having been tested for HIV in the past 12 months varied by city. Over half of the men and women interviewed at sites in Almaty reported being tested for HIV in the past 12 months and over half of these who had been tested were obligatory rather than voluntary testing. In Karaganda, 38% of men and 45% of women had been tested in the past 12 months, 23% of men and 33% of women in Osh, and 29% of men and 35% of women in Tashkent had been tested.

Figure 28. Number of the six questions answered correctly about how a person may become infected by HIV/AIDS.

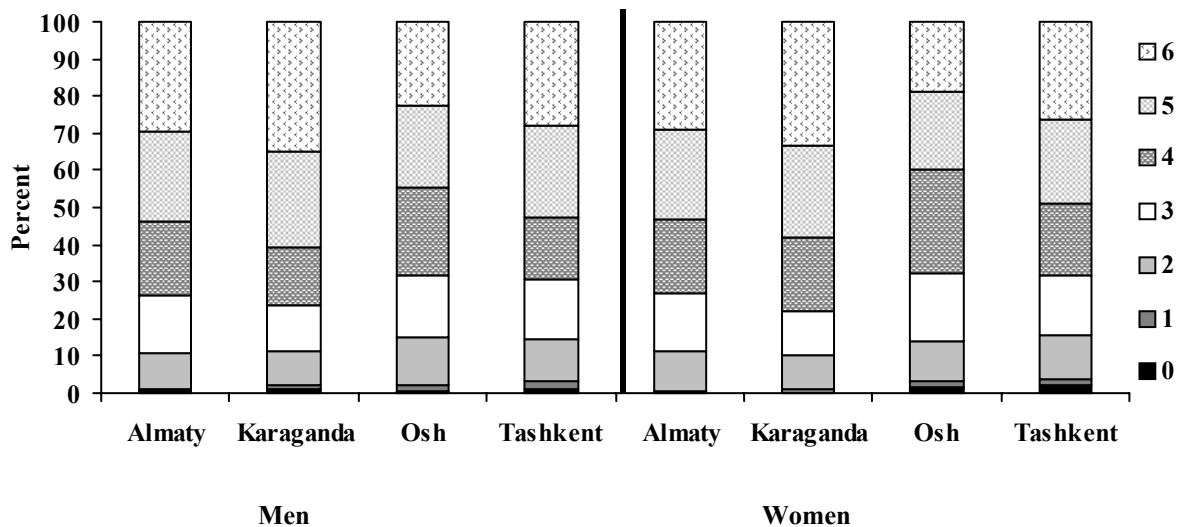
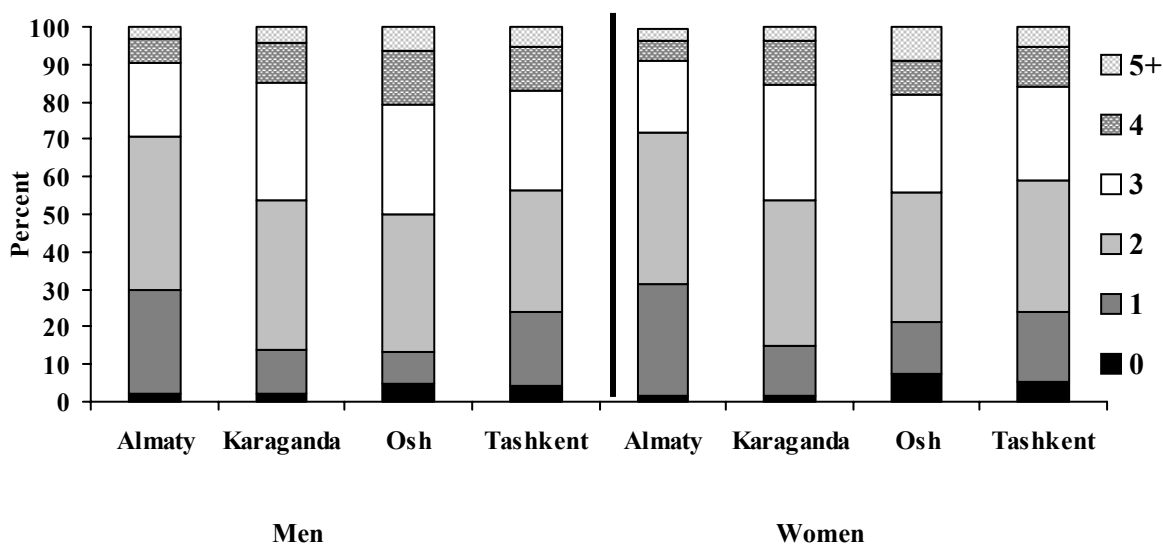


Figure 29. Number of different ways to avoid or reduce chances of getting HIV, as reported by respondents.



Opinion about Injection Drug Use in the Unit of the City Where Interview Occurred — Respondents were also asked about injection drug use in the area as well as their own drug use behavior. In Almaty, 13% of respondents reported that injection drug use was very common in the unit of the city where they were interviewed (Figure 30). A slightly smaller proportion of individuals in Karaganda (10%), Osh (10%), and Tashkent (6%), reported that drug use was very common in the interview unit. Very few respondents thought that drug use did not occur in the unit of interview, ranging from 1% of men in Osh to 10% of women in Tashkent. Many respondents in all four cities reported that they did not know if injection drug use was common in the unit ranging from 21% of men in Almaty to 43% of women in Osh.

Opinion about Injection Drug Use at the Site — Over half of the men and women interviewed at sites in Almaty and Karaganda thought that injection drug users socialized at the interview site (Figure 31). In Tashkent approximately 40% of men and women interviewed thought IDUs socialized at the site. In Osh, over 50% of men but only 33% of women thought IDUs socialized at the site.

Self-Reported Injection Drug Use — Injection drug use was reported more frequently by men than by women and by individuals in Almaty, Karaganda, and Osh than in Tashkent. Over a quarter of the men interviewed in Karaganda and Osh, and 17% of men in Almaty reported that they had ever injected drugs, but the proportion of women in these cities that reported ever injecting drugs ranged from 4% in Almaty to 13% in Karaganda. Among men who reported ever injecting drugs, over 75% of men in Almaty and Karaganda and approximately 95% of men in Osh reported

last injecting drugs in the past six months. Among women who reported ever injecting drugs, the proportion who injected in the last six months ranged from 51% in Karaganda to 96% in Osh. Injection drug use was rarely reported in Tashkent with only 5% of men and 3% of women reporting ever injecting drugs. Among those in Tashkent reporting ever injecting drugs, only 26% of men and 22% of women reported injecting drugs during the past six months.

The proportion of men who had been arrested for injecting drugs followed a similar distribution as those reporting ever having injected drugs. The proportion of men arrested was highest, 15%, in Karaganda and lowest, 3%, in Tashkent.

The proportion of respondents who had heard of a place within the city where IDUs could get a new syringe was highest in Karaganda, where approximately one third of respondents had heard of such a place and lowest in Tashkent where less than 10% of respondents had heard of a place.

Figure 30. Respondents' opinions of injection drug use in city unit of interview.

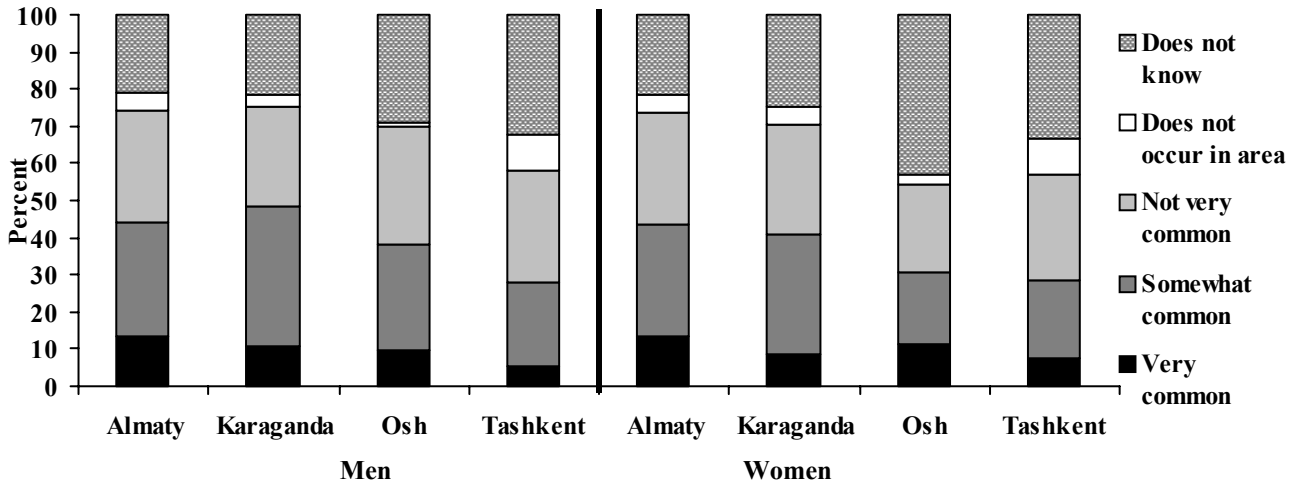
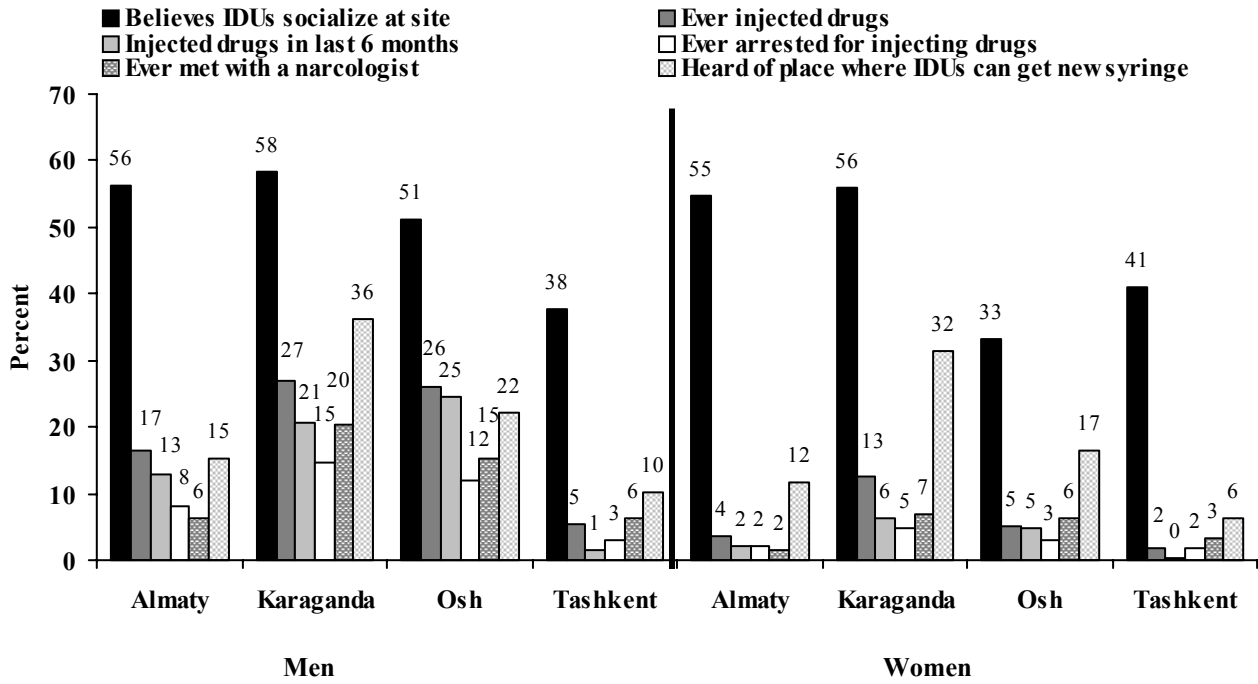


Figure 31. Injecting drug use behavior by individuals socializing at sites.



Contact with Treatment Facilities — The majority of men and women in each city had visited a state medical clinic with the proportion who had ever visited such a clinic ranging from 76% of men in Osh to 95% of women in Karaganda. Contact with private medical clinics varied. Men and women in Osh were least likely to have ever visited a private medical clinic, 14% and 22%, respectively. Approximately one quarter of men and one third of women in each city had ever been to an emergency clinic. Less than 10% of respondents had ever visited a trust point (a safe location where clean needles are distributed to IDUs), talked with a private narcological doctor, or an outreach or social worker about injection drug use.

Part 2 — Results from Interviews with Youth

Youth, aged 18 to 25 years, included as part of the representative sample of people socializing at the sites where individual interviews were performed, were also examined as a separate group. Below are the results from a representative sample of youth interviewed at sites where individual interviews were performed. In Almaty, 607 male youth and 559 female youth were interviewed, in Karaganda, 440 male youth and 471 female youth interviewed, in Osh, 187 male youth and 302 female youth were interviewed, and in Tashkent, 596 male youth and 639 female youth interviewed.

The proportion of youth socializing at sites in Almaty, Karaganda, and Tashkent was significantly greater than the proportion of youth interviewed in Osh (Figure 32). Over half of those individuals interviewed as part of the full representative sample of patrons in Almaty, Karaganda, and Tashkent were youth compared to slightly more than a third of individuals in Osh. In all four cities, the

women socializing at the sites tended to be younger than male patrons. This difference in mean age is reflected in the higher proportion of female youth compared to male youth in all cities.

Sociodemographic Characteristics — In all four cities, youth socializing at sites were not significantly different from the representative sample of all patrons in terms of current residence, years at residence, and nights slept outside the city during the past three months. Youth were less likely to be married or employed full time compared to older individuals in the representative sample and more likely to be students, have lower educational attainment (probably a factor of age and student status), and to be unemployed and looking for work.

Approximately 85% of female youth in Osh were residents of the city compared to over 90% of male and female youth in the other cities and only 35% of these female youth had lived in Osh all their life compared to 62% of males in Osh (Figure 33). Youth in Karaganda were slightly more likely to have lived in the city all of their life compared to older individuals in the representative sample (70% vs. 60%). Youth in Almaty were less likely to be married, approximately 10%, than youth in the other three cities, approximately 20%. Female youth in Almaty and Tashkent were more likely to be married than male youth in these cities, whereas in Karaganda and Osh, male youth were more likely than female youth to be married. Full-time employment ranged from 12% of female youth in Osh to 39% of male youth in Tashkent. Over half of the youth in Almaty and Tashkent were students whereas one third of youth in Karaganda and Osh were students.

Figure 32. Proportion of youth in the representative sample of individuals socializing at the sites.

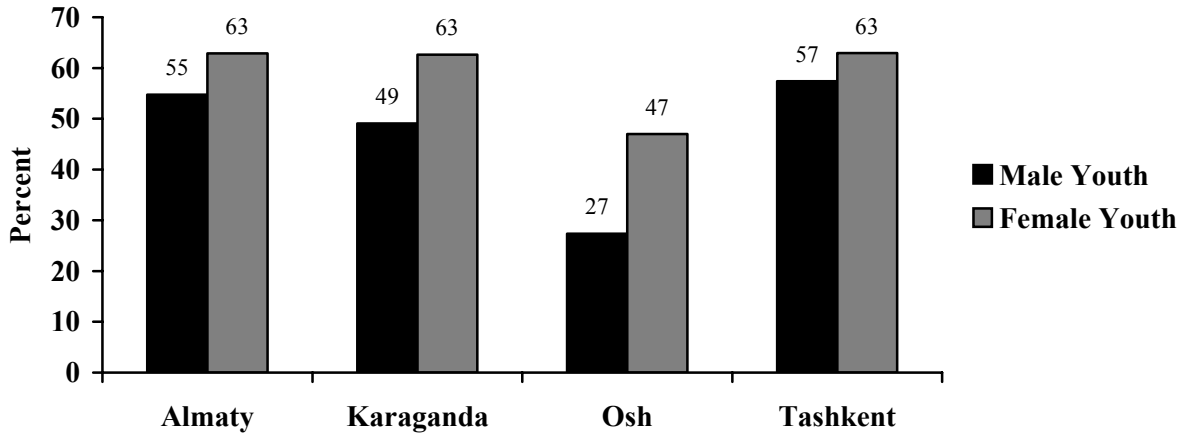
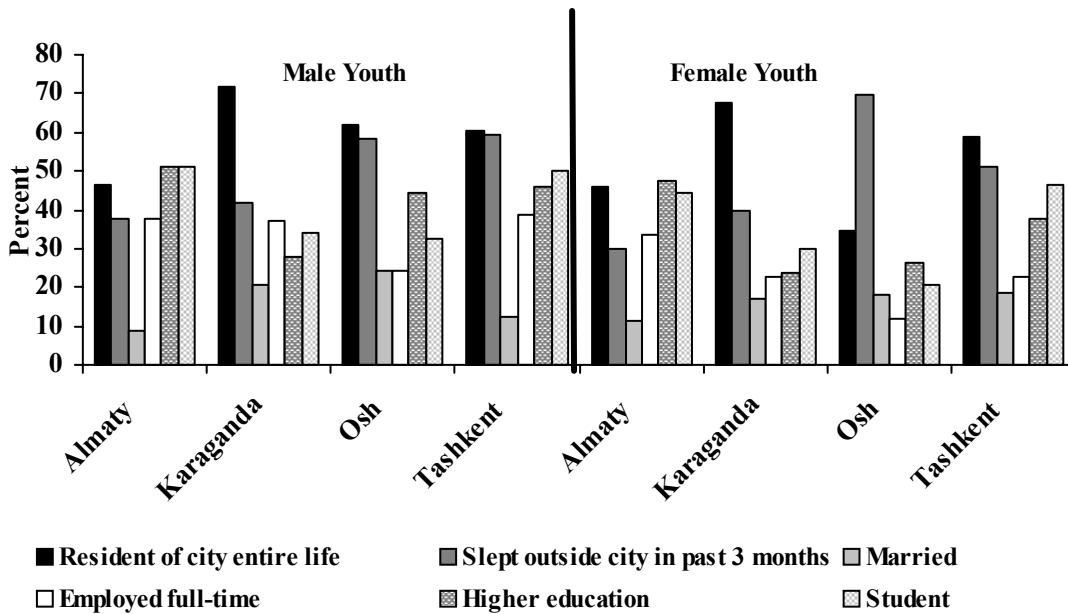


Figure 33. Sociodemographic characteristics of youth socializing at sites.



Female youth in Osh were most different from youth in the other cities and were also very different from male youth in Osh. Most of these female youth had moved to Osh within the past four years, had slept outside the city in the past three months, were not students, and were not employed full-time.

Youth: Interviewer Opinion of Respondent

— Male youth were slightly more likely to be identified by the interviewer as an IDU compared to older men in the representative sample and female youth were more likely than older women in the representative sample to be identified by the interviewer as a CSW. Youth socializing in Osh were identified by interviewers as having the greatest proportion of IDUs and CSWs compared to the other three cities. Approximately 36% of male youth in Osh were thought by interviewers to be IDUs and 61% of female youth in Osh were thought to be CSWs. The proportion of IDUs among male youth in the other cities ranged from 3% in Tashkent to 25% in Karaganda. Among female youth in the other three cities, the proportion of CSWs ranged from 26% in Almaty to 37% in Karaganda (Figure 34).

Youth: Number of Sexual Partners — Youth were more likely to report having had a new sexual partner in the past four weeks compared to older patrons in the representative sample. Youth in Tashkent were less likely to report a new partner in the past four weeks than youth in the other cities. The proportion reporting at least one new partner during the past four weeks ranged from 31% of female youth in Tashkent to 68% of female youth in Osh (Figure 35).

Among those reporting at least one partner in past four weeks, youth in Osh were most likely to have a new partner with over 70%

of male youth and almost 85% of female youth reporting a new partner in the past four weeks. The proportion of youth with at least one partner in the past four weeks who had a new partner during this time period was much smaller in the other three cities ranging from 51% of female youth in Almaty to 58% of female youth in Karaganda.

The distribution of the total number of partners during the past 12 months was similar among youth and older individuals in the representative samples in Almaty and Karaganda. However, youth in these cities were slightly more likely to report a new partner during the past twelve months. Youth in Tashkent reported fewer total partners during the past 12 months but a slightly higher proportion of new partners during this time period compared to older individuals in the representative sample. In Osh, youth were more likely to report a higher total number of partners as well as a higher proportion of new partners in the past 12 months compared to older individuals the representative sample. Youth in all four cities were much less likely to report a regular, long-term sexual partner compared to the representative sample. The proportion of youth who reported a regular, long-term sexual partner ranged from 41% of female youth in Osh to 63% of male youth in Almaty.

Figure 34. Interviewer opinion of youth socializing at sites.

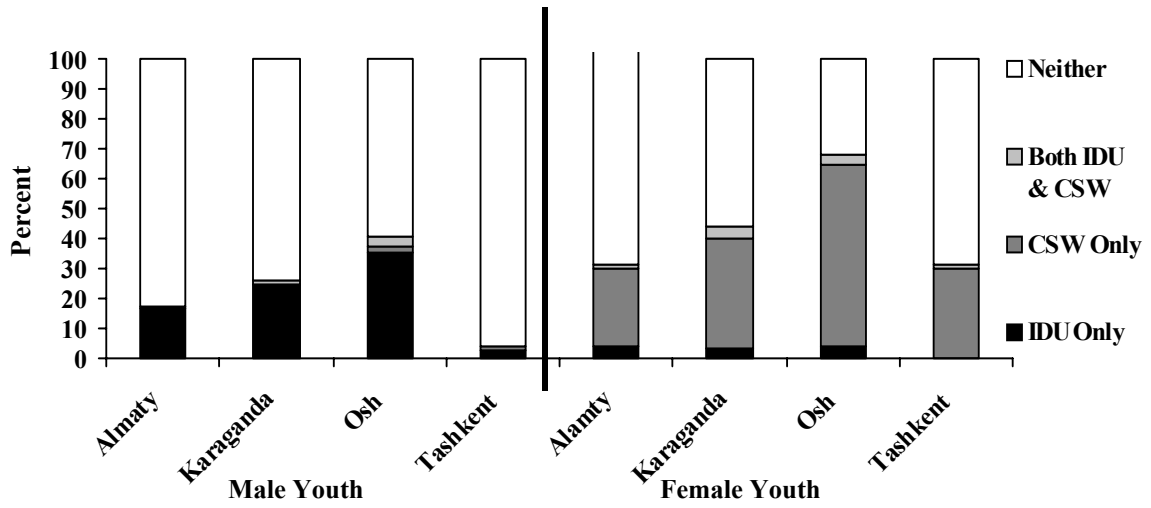
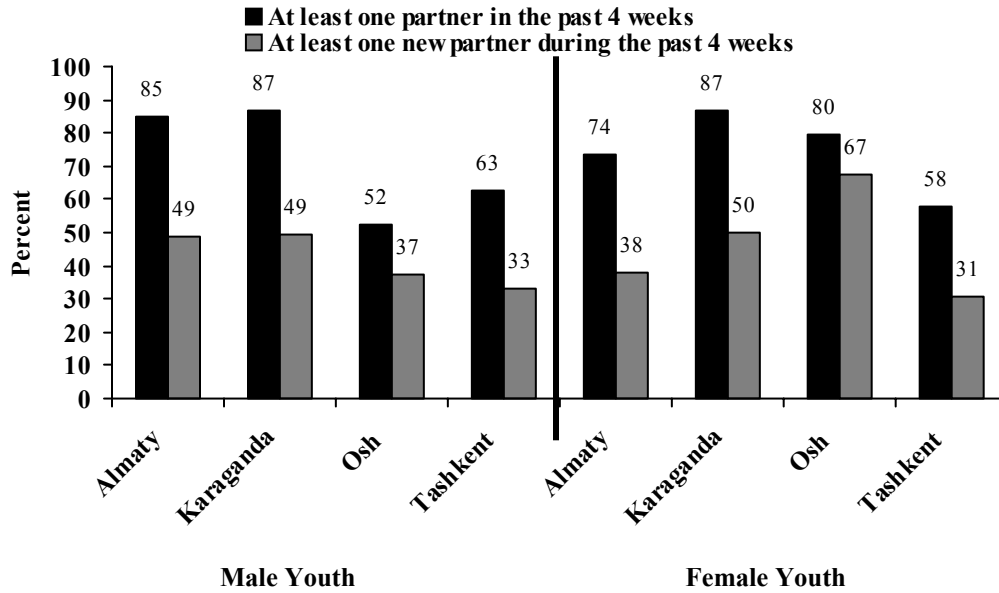


Figure 35. Youth partnerships in past four weeks, by gender and city.



Youth: Commercial Sex — Almost two thirds of female youth in Osh reported receiving money in exchange for sex during the past three months, which is significantly higher than both the proportion of older women in the representative sample and the proportion of female youth in the other three cities who reported doing so (Figure 36). However, female youth in the other three cities were also slightly more likely to report having received money in exchange for sex than older women in the representative sample from their city. Between a quarter and one third of male youth had given money in exchange for sex during the past three months.

Youth: Gay Sex — Less than 2% of male youth in all cities reported having sex with another man in the past four weeks.

Youth: Reported Condom Use — As in the full representative sample, reported condom use with new sexual partners was common among youth and more frequently reported by female youth than by male youth (Figure 37). Female youth were also more likely than male youth to report having used a condom at last sex with a regular partner. Over 85% of female youth reported using a condom with their last new partner. Except for Almaty, where 82% of male youth reported using a condom with their last new partner, approximately only two thirds of male youth in Karaganda, Osh, and Tashkent reported using a condom with their last new partner.

Reported condom use at last sex with a regular partner is almost identical by gender in each city ranging from 28% of male and female youth in Osh and Tashkent, to 33% in Karaganda. In Almaty, there was a slight disparity among male and female youth with 36% of males and 44% of females reporting

using a condom at last sex with a regular partner.

Youth: Condom Availability — Having a condom at the time of interview varied by city, but female youth were more likely than male youth to have a condom with them. The proportion of female youth with a condom at the time of the interview ranged from 12% in Tashkent to 24% in Osh. The proportion of male youth with a condom at the time of interview was more stable but lower with approximately 14% of male youth in Almaty, Karaganda, and Tashkent and 8% in Osh with a condom at the time of interview.

The location where youth obtained their last condom varied by city and gender (Figure 38). Male youth were most likely to obtain their own condom while female youth frequently relied on their partner to have a condom. In Almaty male youth were most likely to have obtained their last condom from a pharmacy, in Karaganda male youth obtained their last condom from kiosks and pharmacies, in Osh kiosks, and in Tashkent pharmacies and grocery stores. Less than 5% of youth received their last condom free of charge.

Figure 36. Transactional sex among youth.

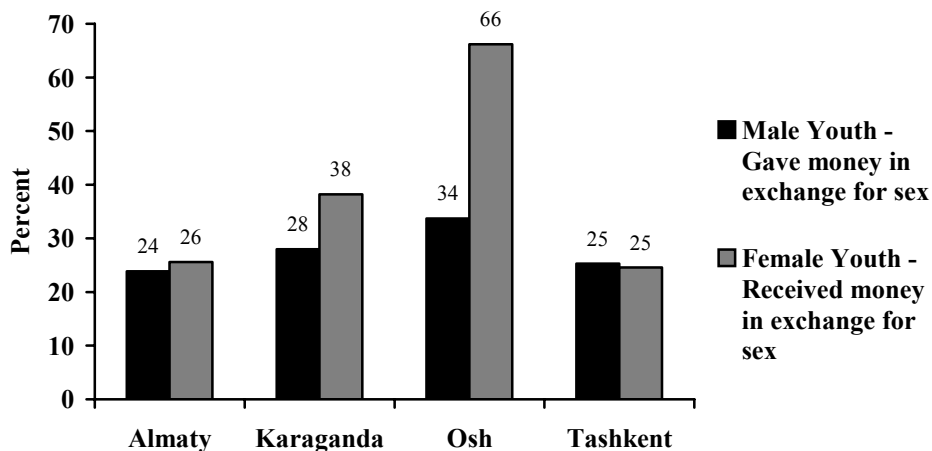
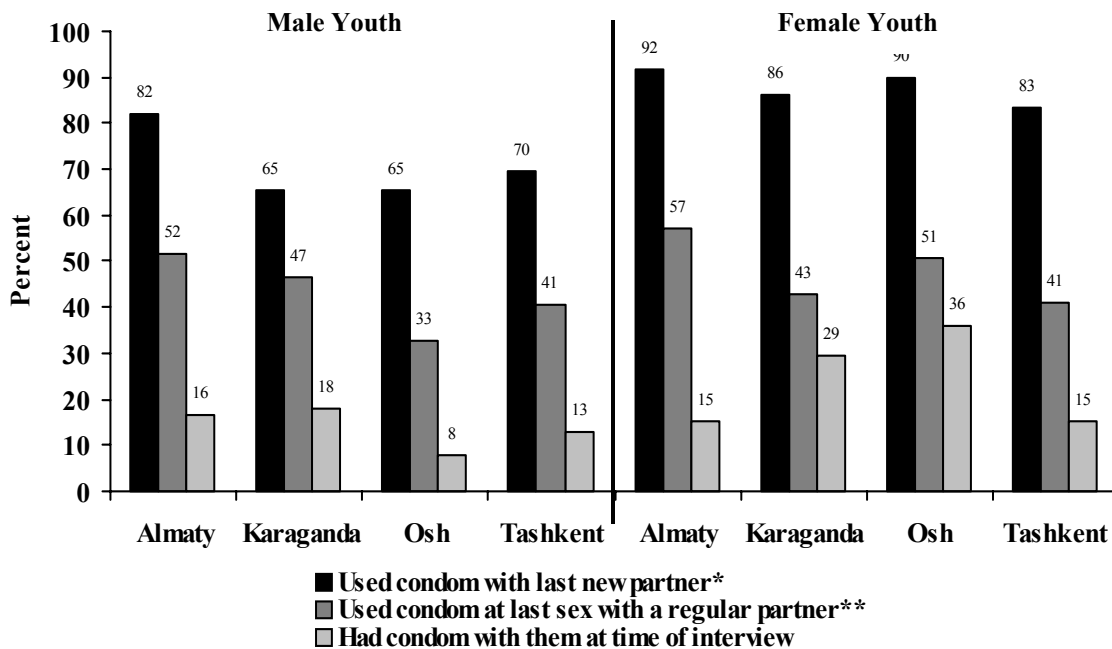


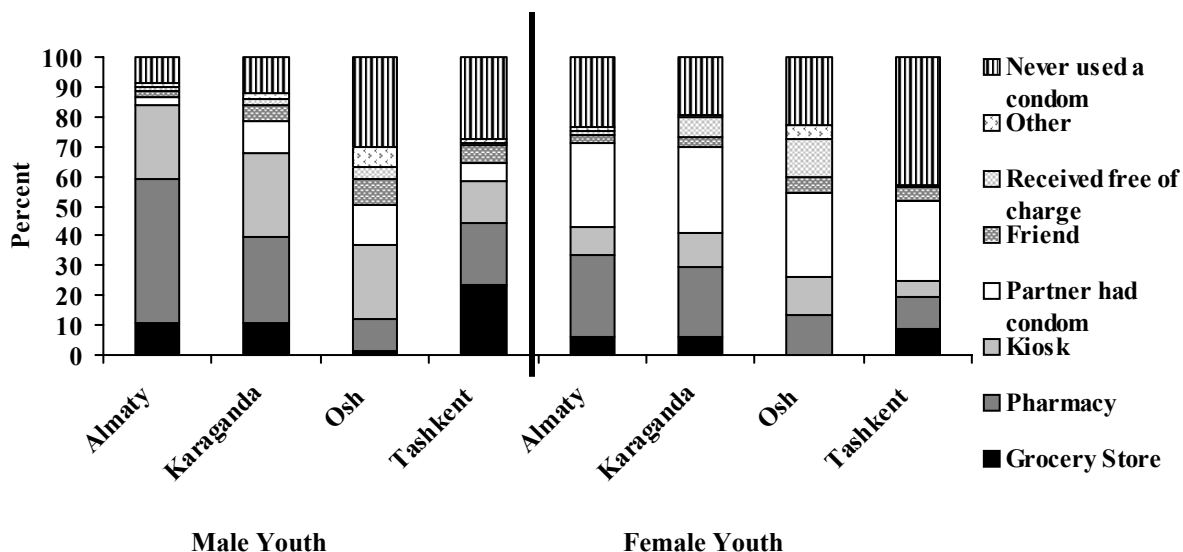
Figure 37. Condom use among youth.



*Among youth with at least one new partner in past four weeks.

**Among youth with a regular partner.

Figure 38. Location where last condom used was obtained.



Youth: Site Attendance — The frequency of attendance at sites by youth is almost identical to the pattern of visitation by older individuals in the representative sample and does not vary by gender. Roughly one quarter of the youth visited the sites daily and almost two thirds first visited the site over one year ago. Youth in Osh, particularly female youth, were slightly less likely to visit the site daily and significantly less likely to have visited the site over one year ago compared to older individuals in the representative sample. This difference between visitation habits in Osh between youth and older individuals in the representative sample can partially be explained by the recent arrival of many of the female youth in Osh.

Youth: New Partnership Formation at Sites — A higher proportion of youth believed that people came to the interview site to meet new sexual partners than did older individuals in the representative sample (Figure 39). The proportion of male youth who believed that people come to the site to

meet new sexual partners ranged from 62% in Tashkent to 76% in Almaty. The proportion of female youth who believed that people come to the site to meet new sexual partners followed the same trend across cities but was even higher, ranging from 66% in Tashkent to 81% in Almaty.

Youth were also more likely than older individuals in the representative sample to report having met a new sexual partner at the site. This difference is most evident in the female youth socializing in Osh where 62% of female youth reported meeting a new sexual partner at the site compared to 22% of older women in the representative sample. The proportion of female youth in the other cities who reported having ever met a new partner at the site ranged from 29% in Tashkent to 46% in Karaganda. Fewer male youth than female youth reported meeting a new sexual partner at the interview site and there was less variation between cities. The proportion of male youth who reported meeting a new partner at the site ranged from 26% in Tashkent to 35% in Osh.

As in the representative sample of older individuals, female youth were much more likely to have recently met their last new partner from the site compared to male youth. Of those who ever reported meeting a new partner at the site, approximately 40% to 50% of male youth last met a new partner at the site in the past four weeks, compared to 70% to 85% of female youth.

Male youth who reported meeting a new partner at the site were more likely to report having used a condom with their last new partner from the site if condoms were always available at the site compared to new partners met at sites with condoms never available (Figure 40). However, the proportion who reported using a condom varied by city. For example, reported condom use was lower in Osh but the differential use at sites with condoms always and never available still persisted. Among male youth in Osh who ever met a new partner at the site, 64% who were interviewed at sites with condoms always available reported using a condom with their last new partner from the site, compared to only 45% at sites where condoms were never available.

There was again no difference in reported condom use by condom availability among female youth who met a new partner at the site, except in Tashkent. Reported condom use by female youth who met a new partner at the site was much higher than among male youth. Approximately 80% of female youth in Almaty, Karaganda, and Osh reported using a condom with their last new partner from the site regardless of whether condoms were available or not. In Tashkent, reported condom use by female youth was lower than in the other three cities, but female youth interviewed at sites with condoms always available were more likely to report using condoms than at sites where condoms were never available.

Youth: Exposure to HIV/AIDS Education — Youth in Almaty and Tashkent were slightly more likely to report having attended an HIV/AIDS education session during the past three months than older individuals in the representative sample. Female youth within each city were more likely than male youth in the city to report having attended such a session. Male and female youth in Karaganda and male youth in Osh were least likely to report having attended such a session with less than 15% of these individuals doing so.

Figure 39. Partner selection reported by youth socializing at the sites.

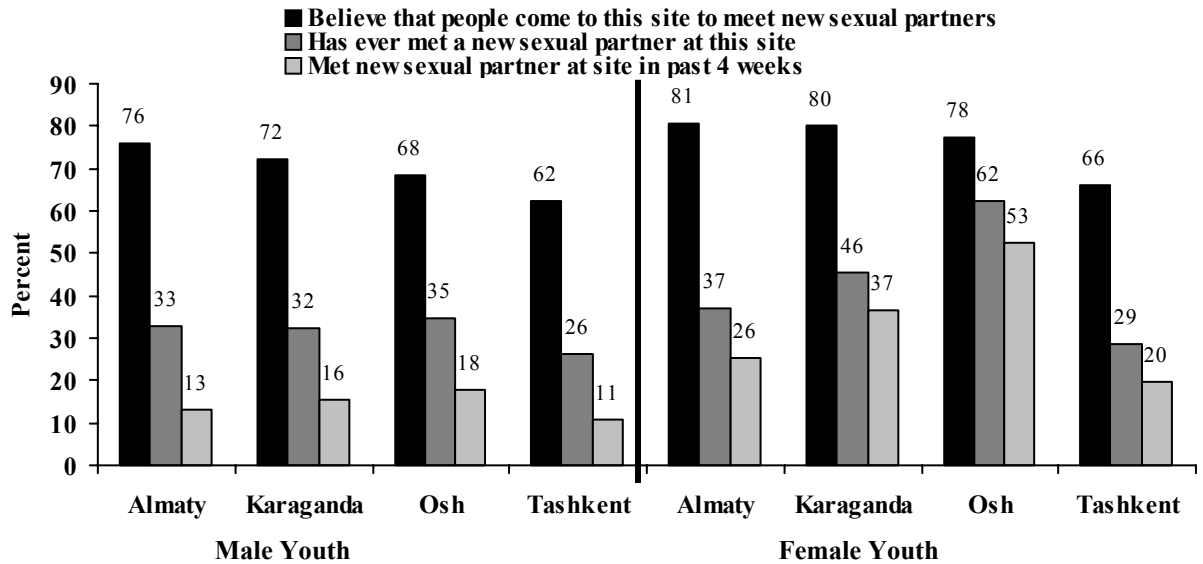
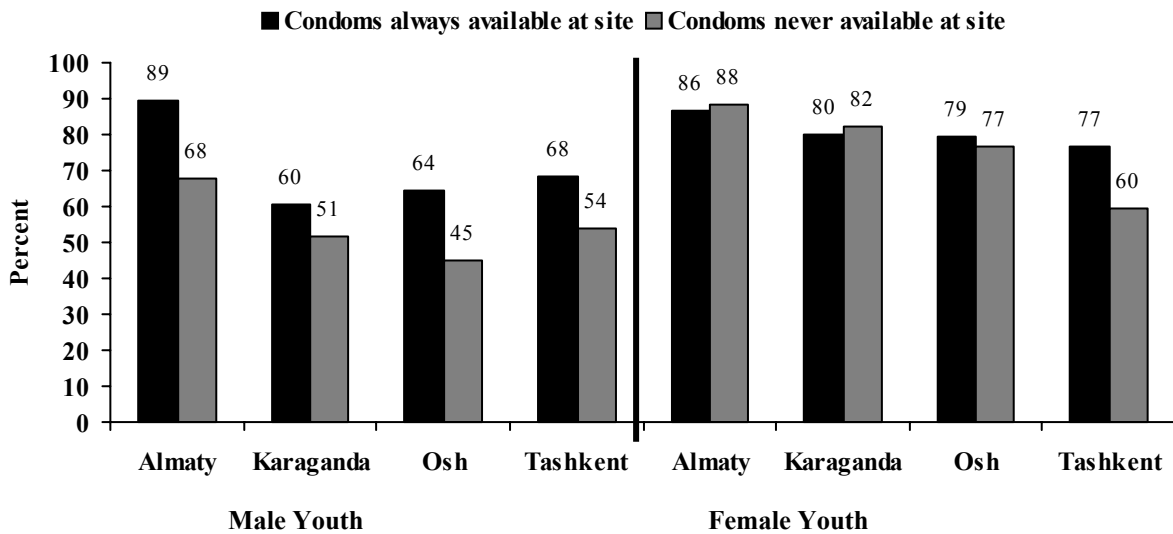


Figure 40. Condom use among youth with last new partner met at site, by condom availability at site.



Youth: HIV/AIDS Knowledge — Youth were asked about their knowledge of HIV/AIDS transmission and prevention. Over 95% of youth in all four cities knew that it is possible to become infected with HIV/AIDS through sexual contact without a condom, over 90% knew it is possible to become infected through injecting drugs with a shared syringe, and over 80% knew it is not possible to become infected through a handshake. Knowledge did not differ significantly between male and female youth (Figure 41). As with older individuals in the representative sample, youth were less certain whether HIV/AIDS could be transmitted through eating from a common dish, swimming in a common pool, or from an insect bite. The mean number of questions answered correctly by youth in Almaty was 4.4 out of 6, in Karaganda 4.5, in Osh 4.1, and in Tashkent 4.3.

Compared to older individuals in the representative sample, more youth knew modes of transmission of HIV than methods to protect against transmission (Figure 42). Over 95% of male and female youth reported that HIV/AIDS can be transmitted by sexual contact but the proportion who responded that people can avoid or reduce chance of getting HIV by using a condom ranged from 75% of female youth in Tashkent to 87% of female youth in Karaganda. Between 89% and 99% of youth reported that HIV could be transmitted by injecting drugs with a shared syringe but the proportion that named avoiding needle sharing as a way to avoid or reduce the chance of HIV transmission ranged from 33% of female youth in Almaty to 64% of male youth in Osh. The majority of youth in all four cities named two or three ways that an individual could avoid or reduce the chance of becoming infected with HIV, but approximately 5% of youth in Osh and Tashkent were unable to name any ways.

Almost three-quarters of male and female youth in Almaty, Karaganda, and Tashkent responded that a person who looks healthy can be infected with HIV. However, only 42% of male youth and 36% of female youth in Osh responded that a person who looks healthy can be infected with HIV and over 50% responded that they were not sure.

Youth: HIV Testing — Youth in Almaty and Karaganda were much more likely to report having been tested for HIV in the past 12 months than youth in Osh and Tashkent. Female youth were more likely to report having been tested compared to male youth. The proportion of male youth tested in the previous 12 months ranged from 25% in Osh to 52% in Almaty, and the proportion of female youth tested ranged from 35% in Tashkent to 56% in Almaty. Among youth tested for HIV in the past 12 months, approximately half of the male youth in Almaty and Karaganda and half of the female youth in Almaty, Osh, and Tashkent were tested voluntarily. Testing was obligatory for the other half of youth tested. Over 70% of female youth in Karaganda were tested voluntarily while only 20% of male youth in Osh and 36% of male youth in Tashkent were tested voluntarily.

Figure 41. Number of the six questions answered correctly by youth about how a person may become infected by HIV/AIDS.

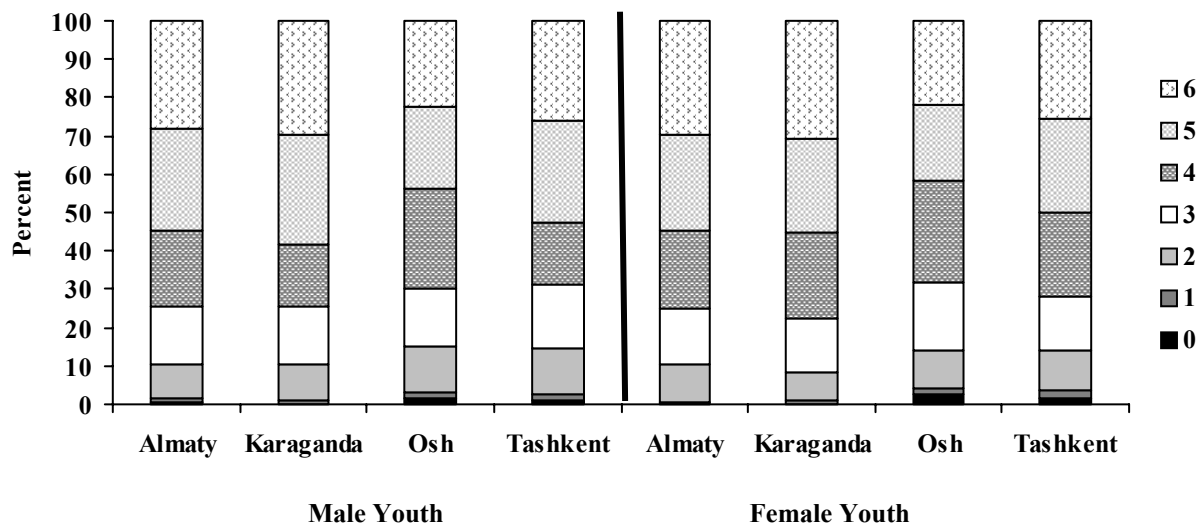
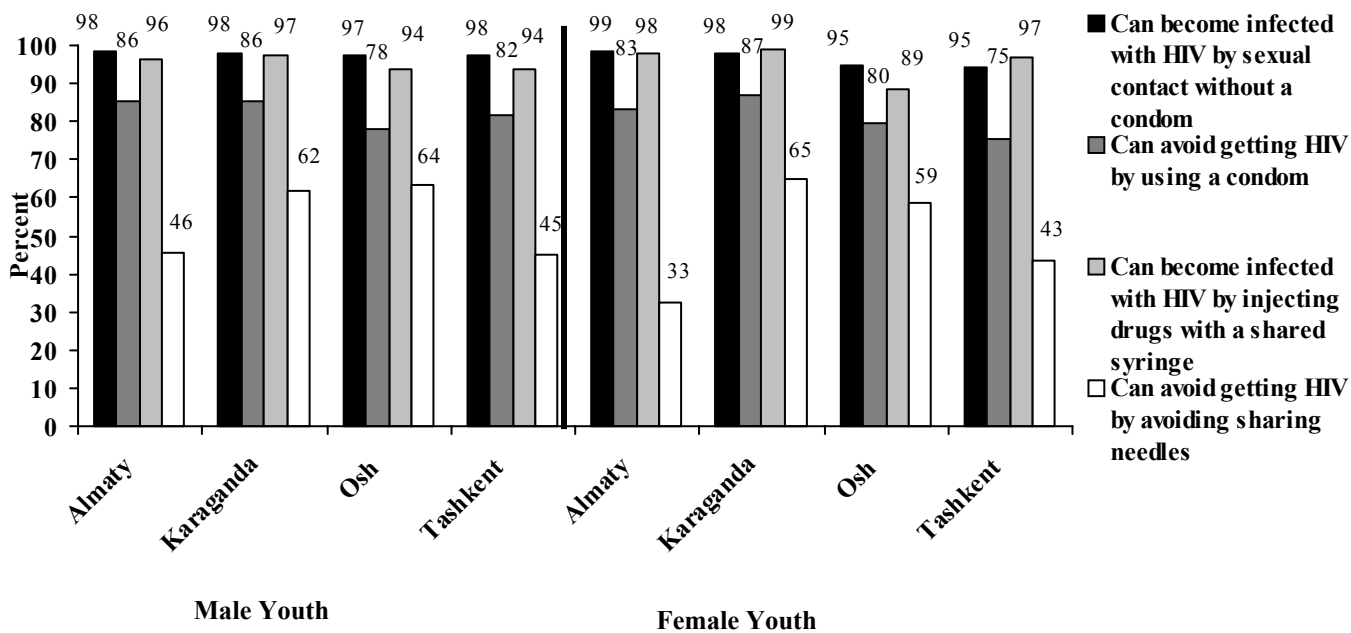


Figure 42. Knowledge about how a person may become infected with HIV and ways to avoid or reduce chances of getting HIV.



Youth: Opinion about Injection Drug Use in the Area— Youth were asked about injection drug use in the area of the interview as well as about their personal drug use. Between 5% and 11% of youth thought that injecting drug use was very common within the unit of interview (Figure 43). Few youth reported that injecting drug use did not occur in the area. Female youth in Osh were most uncertain about drug use in the area with approximately half reporting that they did not know whether injecting drug use occurred in the unit. This uncertainty about drug use in the area could be due to the fact that many female youth in Osh were new arrivals to the city and were unfamiliar with the area. The proportion of youth in the other cities that did not know about injection drug use in the unit ranged from 17% of male youth in Karaganda to 31% of female youth in Tashkent.

Youth: Opinion about whether Injection Drug Users Socialize at the Site — Similar proportions of male and female youth in Almaty, Karaganda, and Tashkent thought that injection drug users socialized at the interview site. This proportion ranged from around 40% in Tashkent to approximately 60% in Karaganda (Figure 44). In Osh, 60% of male youth thought that IDUs socialized at the site but only 32% of female youth thought the same.

Youth: Self-Reported Injection Drug Use — Male youth were much more likely than female youth to have ever injected drugs as was observed among older individuals in the representative sample. Injection drug use and behavior by youth varied considerably from city to city. Injection drug use was most common among male youth in Osh

where 36% reported having ever injected drugs. In Karaganda, 28% of male youth reported having injected drugs and 18% in Almaty reported having done so, but only 5% of male youth in Tashkent had reported ever injecting drugs.

Among male youth reporting having ever injected drugs, the proportion who reported injecting drugs in the past six months was high in three cities: Almaty, 86%; Karaganda, 76%; and Osh, 94%. Tashkent was low, at 26%.

Female youth were much less likely to report having ever injected drugs or injected drugs in the past six months compared to male youth. Karaganda had the highest proportion of female youth, 13%, who reported ever using injection drugs compared to 6% in Osh and 2% in Almaty and Tashkent. Among those who ever injected drugs, 93% of female youth in Osh reported injecting drugs in the past six months compared to less than half of female youth in the other three cities.

In Almaty, youth were slightly more likely to report having met with a narcologist than to have been arrested for injecting drugs while in the other three cities, youth were more likely to report having been arrested than to have met with a narcologist. Youth in Karaganda were most likely to report having heard of a place within the city where IDUs can get a new syringe in exchange for a used one and youth in Tashkent were least likely to report having heard of such a place.

Figure 43. Youths' opinions of injecting drug use in city unit of interview.

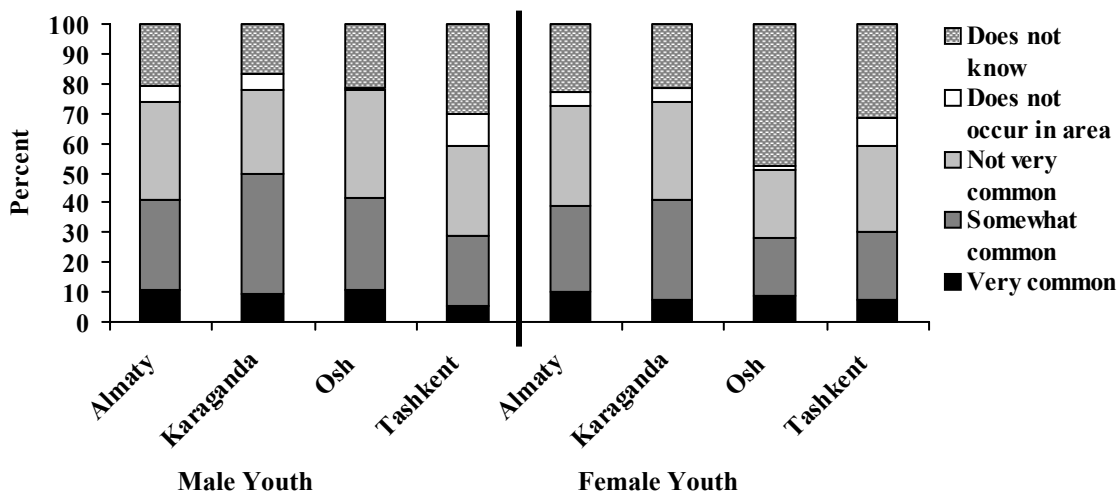
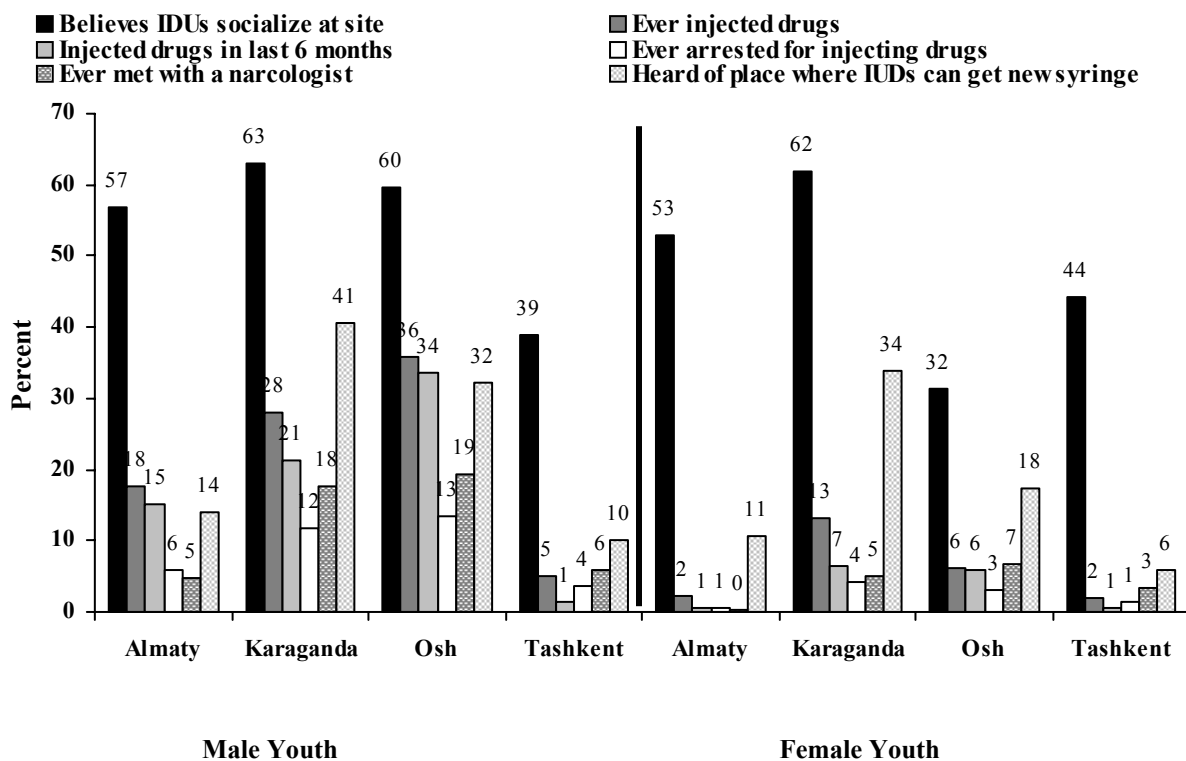


Figure 44. Injecting drug use behavior among youth socializing at sites.



Youth: Contact with Treatment Facilities — As in the representative sample of older individuals, the majority of male and female youth in each city who reported visiting a state medical clinic ranged from 69% of male youth in Osh to 95% of female youth in Karaganda. Contact with private medical clinics varied. Male and female youth in Osh were least likely to report having ever visited a private medical clinic (16% and 26% respectively). In the other three cities, the proportion of individuals who had attended a private medical clinic ranged from 32% of male youth in Karaganda to 56% of female youth in Tashkent. Less than 3% of youth in Almaty and Tashkent and less than 12% in Karaganda reporting having ever visited a trust point, talked with a private narcological doctor, or talked to an outreach or social worker about injection drug use. In Osh, 25% of female youth had ever been to a trust point and 12% of male youth had talked to a private narcological doctor or an outreach or social worker about injection drug use. Contact with other treatment facilities, such as a TB or skin/venerological dispensary, was mixed but not common in any of the cities.

Part 3 — Commercial Sex Workers and Clients

CSWs are defined as women who reported receiving money in exchange for sex during the past three months. Clients of commercial sex workers are defined as men who reported giving money or other gifts in exchange for sex during the past three months. A target of 200 interviews with CSWs was set for each city. This target was achieved in each city with 187 CSWs interviewed in Almaty, 280 interviewed in Karaganda, 255 interviewed in Osh, and 234 interviewed in Tashkent. There was no target for the number of clients of CSWs to be interviewed. These individuals were

interviewed as part of the random sample of individuals socializing at the sites or as part of the oversample of IDUs who also reported paying for sex in the past three months. In Almaty, 282 clients of CSWs were interviewed, 238 clients were interviewed in Karaganda, 175 were interviewed in Osh, and 312 in Tashkent.

Approximately one quarter of men in the representative sample of each city were clients of sex workers in the past three months (Figure 45). Karaganda and Osh had a substantially higher proportion of women in the representative sample who were commercial sex workers, 32% and 40% respectively, compared to Almaty and Tashkent, 21% and 22% respectively. In Karaganda and Osh, a higher proportion of the representative sample was CSWs than clients of CSWs whereas in Almaty, the reverse was true. The proportion of clients and CSWs in Tashkent was approximately equal.

Clients and CSWs: Sociodemographic Characteristics — Male clients of CSWs did not differ significantly from non-client men in the representative sample in terms of age, residence, education, and employment status. Clients were slightly less likely to be married compared to the representative sample of men. The proportion of clients that were married ranged from 27% in Almaty to 46% in Osh (Figure 46). Over 90% of clients were residents of the city with the majority living in the city for five or more years. Approximately one third of clients in Almaty and Tashkent were students compared to 17% in Karaganda and 13% in Osh. Clients in Almaty and Osh were much more likely to have had at least some higher education. The average age of clients ranged from 25 years in Tashkent and 27 years in Almaty and Karaganda, to 30 years in Osh.

Figure 45. Proportion of commercial sex workers and clients in the full representative sample, by city.

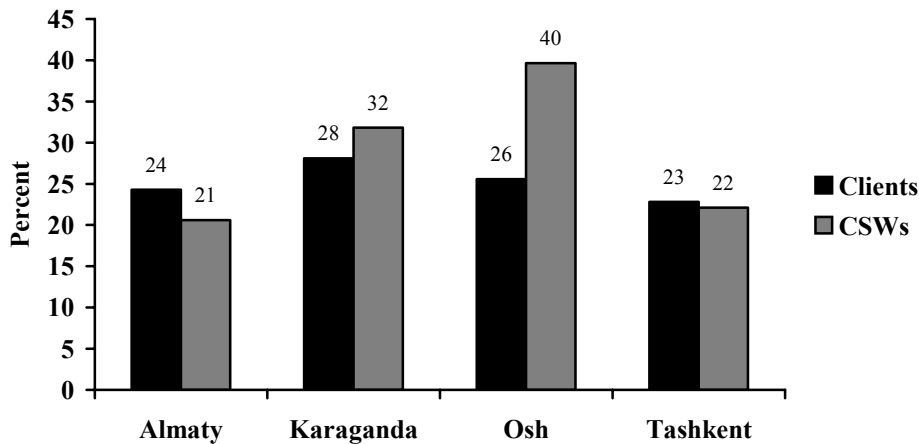
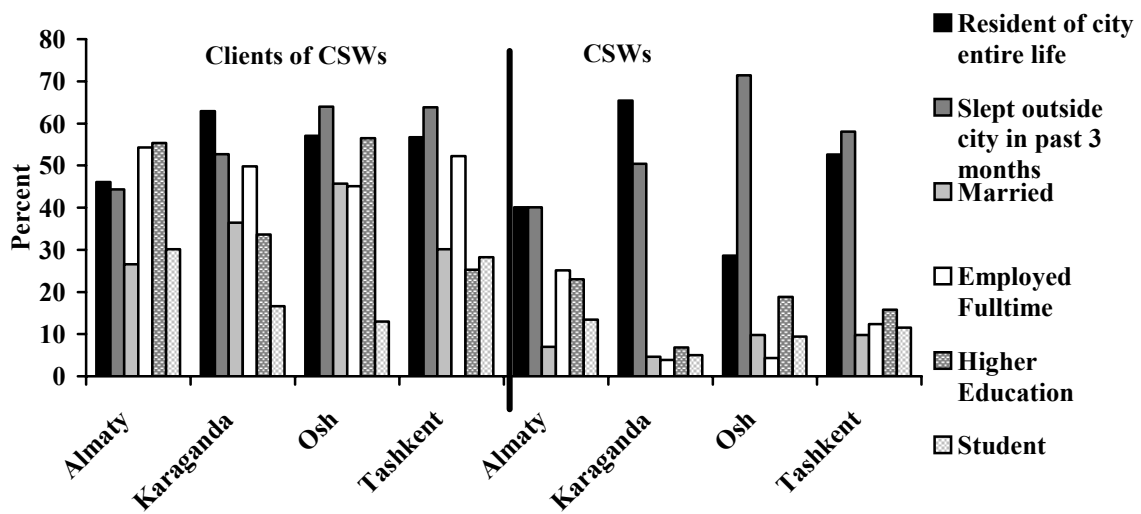


Figure 46. Sociodemographic characteristics of CSWs and clients.



CSWs are substantially different from women in the representative sample in terms of age, nights spent outside the city, marriage status, education, and employment status. These characteristics also vary significantly among cities. CSWs in Osh were least likely to be residents of the city compared to CSWs in the other three cities. The proportion of CSWs that were married ranged from 5% in Karaganda and 7% in Almaty to 10% in Osh and Tashkent. A quarter of CSWs in Almaty reported being employed full-time, compared to 12% in Tashkent and less than 5% in Karaganda and Osh. The proportion of CSWs unemployed and looking for work ranged from 22% in Tashkent to 57% in Karaganda. Less than 15% of CSWs were currently students and approximately half completed public high school. The majority of CSWs in all four cities were under the age of 25. CSWs were much younger than their clients with the average age of CSWs being approximately 23 years.

Clients and CSWs: Interviewer Opinion — Interviewers were asked to record their opinion whether a male respondent was an IDU or a female respondent was an IDU and/or CSW (Figure 47). In Osh and Tashkent, clients of CSWs were more likely to be identified by interviewers as IDUs compared to non-client men in the representative sample. In Osh, 34% of clients were identified as IDUs compared to only 25% of non-client men in the representative sample; and in Tashkent this disparity is even larger, 28% of clients were thought to be IDUs compared to only 2% of non-client men in the representative sample. The majority of CSWs were identified as such by interviewers. This proportion ranged from 99% in Almaty to 93% in Tashkent.

Clients and CSWs: Number of Sexual Partners — Clients of CSWs were much more likely than non-client men in the representative sample to report having had a new sexual partner during the past four weeks. Among those clients who reported at least one partner in the past four weeks, the proportion with a new sexual partner ranged from 73% in Almaty to 80% in Osh and Tashkent. These men were also more likely to report having more partners, including more new partners, during the past 12 months. Approximately two thirds of clients of CSWs in Almaty, Karaganda, and Tashkent, and half in Osh reported four or more new partners in the past 12 months, compared to approximately one third of non-client men in the representative sample.

CSWs in Almaty and Karaganda were more likely to report more new partners than CSWs in Osh and Tashkent (Figure 48). Approximately 85% of CSWs in Almaty and Karaganda reported four or more new sexual partners in the past four weeks and over 90% reported 15 or more new partners during the past 12 months. In Osh and Tashkent, the proportion of CSWs that reported four or more new sexual partners in the past four weeks was 58% and 48%, respectively. During the past 12 months, 73% of CSWs in Osh and 61% in Tashkent reported 15 or more new partners. The majority of CSWs reported going to only one or two sites during the past four weeks to look for clients.

Figure 47. Interviewer opinion of risk behavior among CSWs and clients.

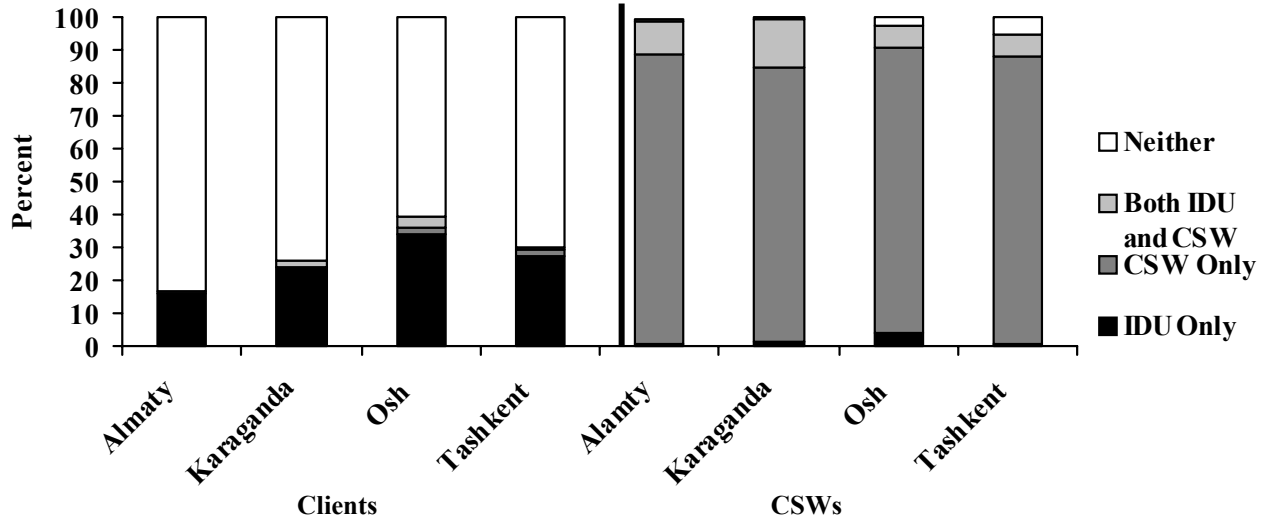
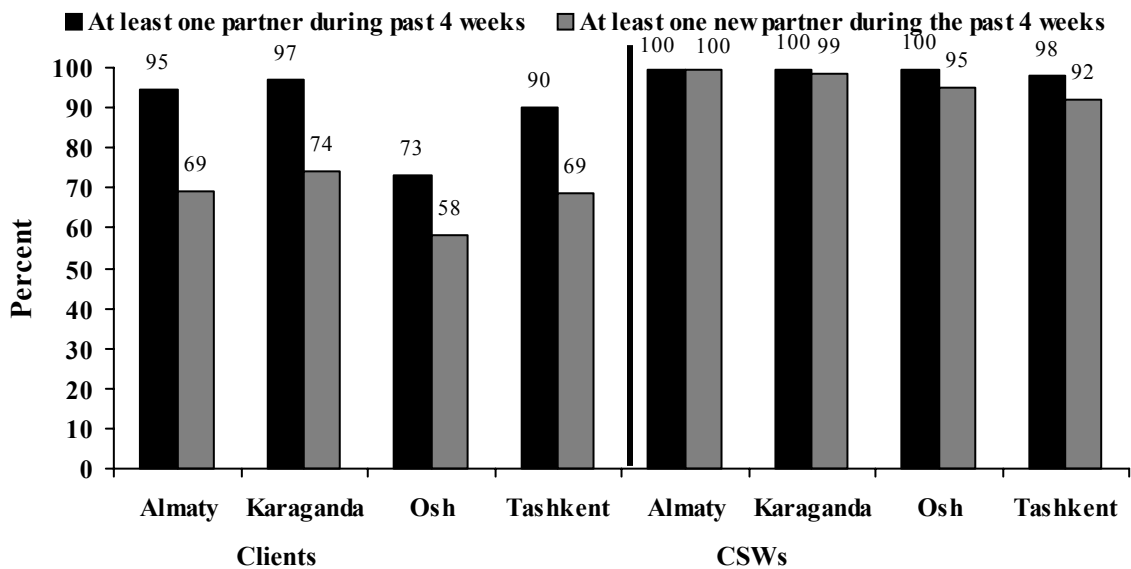


Figure 48. Proportion of CSWs and clients with at least one sexual partner during the past four weeks.



Clients and CSWs: Regular Partners— Over two thirds of men who reported giving money in exchange for sex during the past three months had a long-term sexual partner (Figure 49). The proportion of clients that were married ranged from 27% in Almaty to 46% in Osh. Regular partnerships among women who reported receiving money in exchange for sex during the past three months varied by city. Approximately one third of CSWs in Karaganda and Osh, half in Almaty, and almost two thirds in Tashkent had a regular partner. Less than 10% of all CSWs in all cities were married.

Clients: Gay Sex — Clients of CSWs were almost twice as likely to report having engaged in sex with another man in the past four weeks compared to the representative sample but the proportion is still small. The proportion of clients reporting having sex with another man in the past four weeks ranged from 1.3% in Tashkent to 5.1% in Osh.

Clients and CSWs: Reported Condom Use — Reported condom use was high among CSWs and their clients. Patterns of reported condom use among clients of CSWs were similar in the four cities (Figure 50). The proportion of clients who reported having ever used a condom ranged from 95% in Almaty to 91% in Tashkent. Among those who reported a new partner in the past four weeks, the proportion who reported using a condom with their last new partner ranged from 69% in Osh to 87% in Almaty. Reported condom use by clients with regular partners was lower with between 40% and 50% reporting using a condom at last sex with a regular partner.

Reported condom use by CSWs was much higher than women in the representative sample. The proportion of CSWs who reported never using a condom ranged from 1% in Almaty to 3% in Karaganda and

Tashkent. Approximately 98% of CSWs in Almaty, 90% of CSWs in Karaganda and Osh, and over 80% in Tashkent reported using a condom with their last new partner. Approximately two-thirds also reported using a condom at last sex with a regular partner.

Clients and CSWs: Condom Availability — Between 16% and 24% of clients had a condom with them at the time of the interview. This proportion who had a condom with them was higher than the proportion of non-client men in the representative sample. CSWs were also much more likely than women in the representative sample and more likely than clients to have a condom with them at the time of the interview. The proportion of CSWs with a condom ranged from 42% in Tashkent to 61% in Karaganda.

Clients of CSWs were most likely to have obtained their last condom from either a pharmacy or kiosk, the same locations as non-client men in the representative sample. The location where CSWs obtained the last condom used varied by city. In Almaty, CSWs were most likely to have obtained their last condom from a pharmacy or kiosk. In Karaganda, in addition to pharmacies and kiosks, 21% of CSWs obtained their last condom from their partner and 15% received a condom free of charge. In Osh, CSWs were most likely to have obtained their last condom from their partner, although 18% received their last condom free of charge. CSWs in Tashkent were also most likely to have obtained their last condom from their partner, but other places from which condoms were obtained included grocery stores, pharmacies, and kiosks.

Figure 49. Regular partnerships of CSWs and clients.

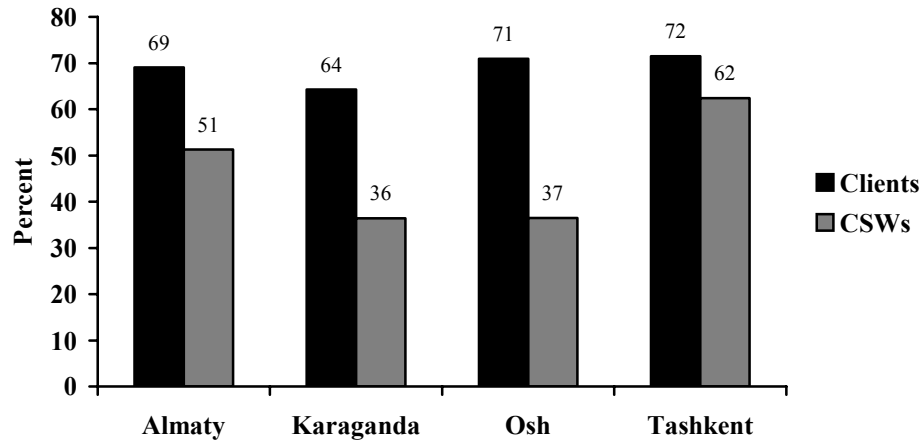
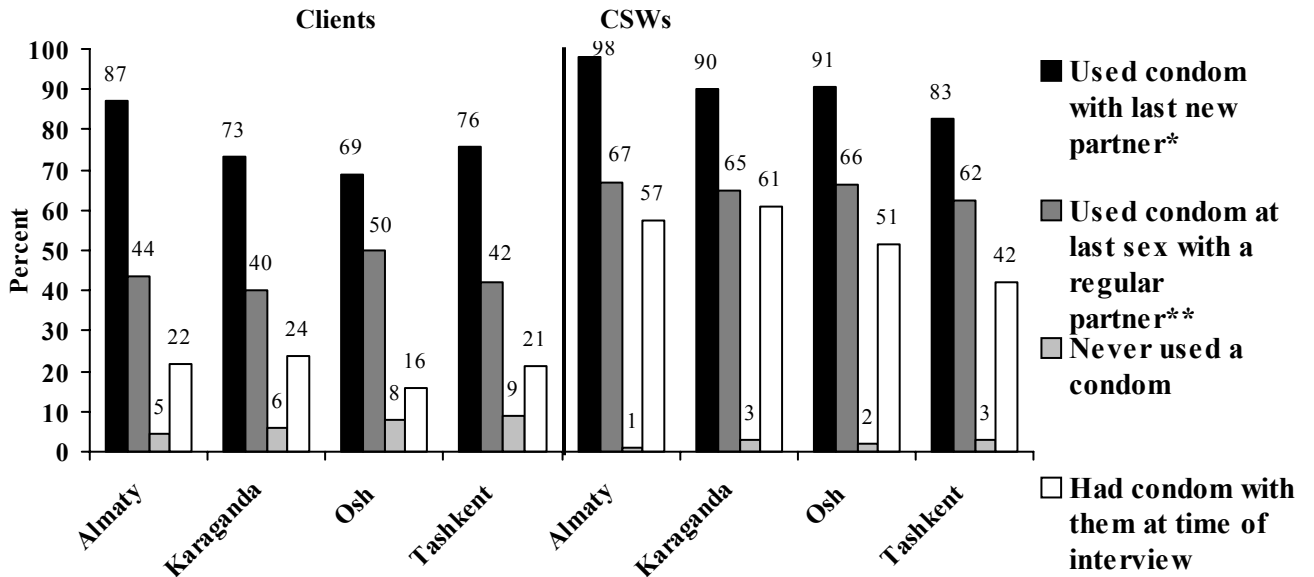


Figure 50. Condom use by CSWs and clients, by city.



*Among individuals with at least one new partner in the past 4 weeks.

** Among individuals with a regular partner.

Clients and CSWs: Site Attendance — The frequency of site attendance by clients of CSWs did not differ significantly from non-client men in the representative sample or by city (Figure 51). Over two-thirds of clients of CSWs in all four cities first visited the site over one year ago, similar to the proportion of men in the representative sample. CSWs visited the sites much more frequently than clients and more frequently than women in the representative sample. The majority of CSWs visited the site multiple times per week. Approximately two-thirds of CSWs in Almaty, Karaganda, and Tashkent had first visited the site over a year ago but only 42% of CSWs in Osh had first visited the site over a year ago.

Clients and CSWs: People Meet New Partners at Site — As expected, a significantly higher proportion of CSWs and clients thought that people came to the site to meet new sexual partners compared to men and women in the representative sample. Over 80% of clients of CSWs and over 90% of CSWs thought that people came to the site to meet new sexual partners (Figure 52).

In fact, between 45% and 60% of clients and 85% and 95% of CSWs reported having met a new sexual partner at the interview site. Among clients who met a new sexual partner at the site, the proportion who reported using a condom with their last new partner met at the site ranged from 60% in Karaganda to 80% in Almaty. The proportion of CSWs who reported using a

condom with the last new partner met at the site was much higher, ranging from 76% in Tashkent to 93% in Almaty.

Clients and CSWs: Condom Use — Reported condom use among CSWs and clients is high and availability at sites does not significantly influence use by these individuals in Almaty, Karaganda, or Osh (Figure 53). Clients in these three cities were slightly more likely to report using a condom with their last new partner met at a site where condoms were always available compared to sites where condoms were never available, but the difference in use was only 5% to 9%. There was no difference in reported use among CSWs at sites in these three cities where condoms were always and never available. The difference in reported condom use by CSWs and clients was much more substantial in Tashkent. At sites in Tashkent where condoms were always available, 88% of clients reported using a condom with their last new partner from the site compared to 63% of clients who reported using a condom with their last new partner from a site where condoms were never available. This differential in reported condom use by availability was also observed among CSWs in Tashkent, but to a lesser extent than was observed among clients. At sites where condoms were always available, 83% of CSWs reported using a condom with their last new partner from the site compared to 68% where condoms were never available.

Figure 51. Frequency of attendance at site by CSWs and clients.

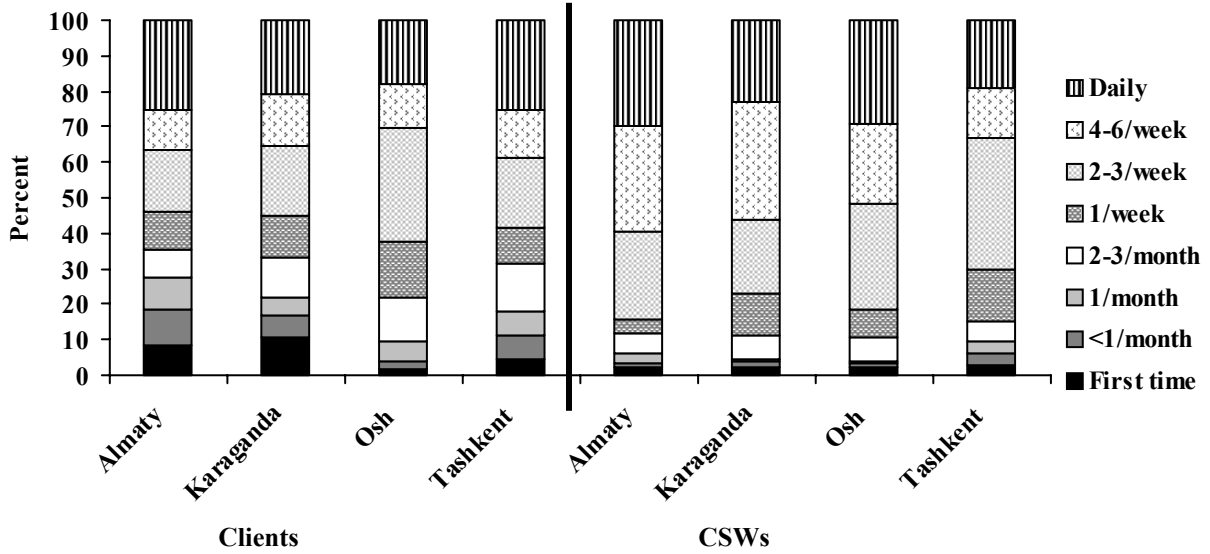


Figure 52. Partner selection reported by CSWs and clients socializing at sites.

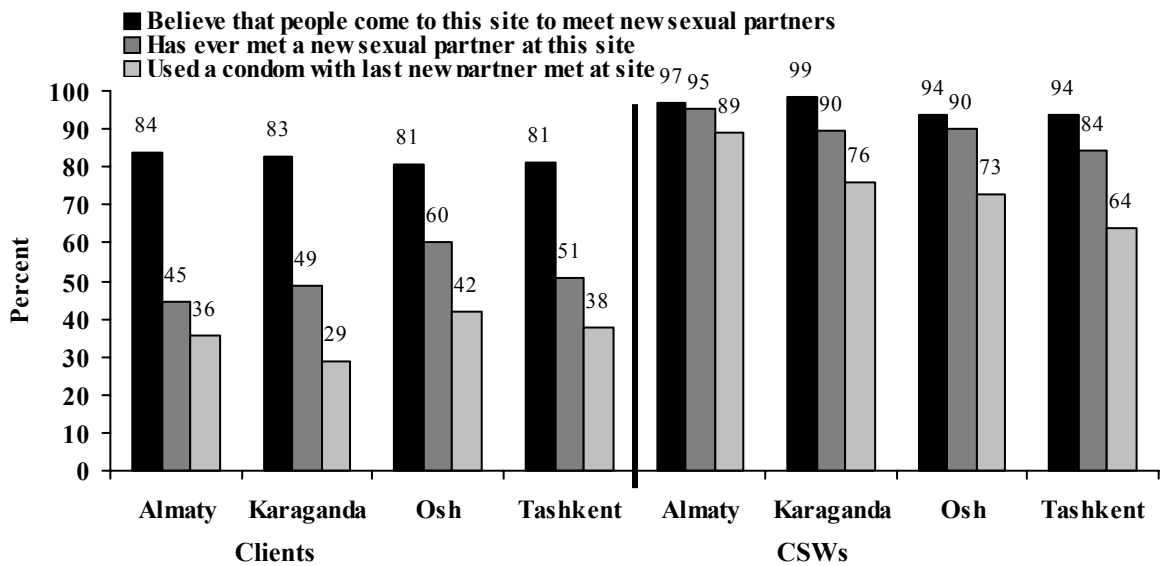
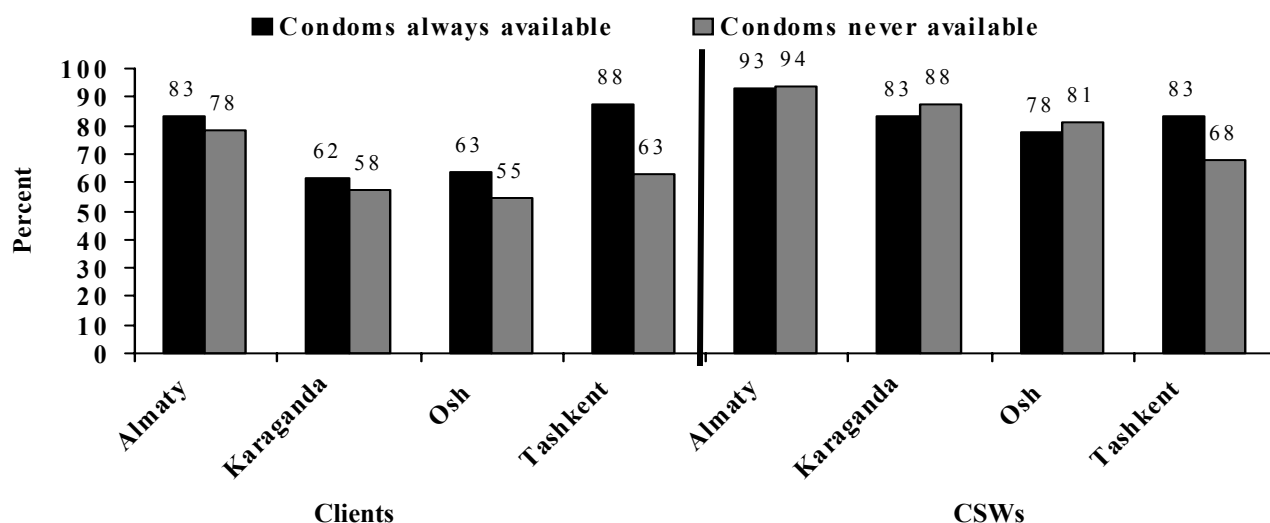


Figure 53. Condom use with last new partner met at site by condom available at site.



Clients and CSWs: Exposure to HIV/AIDS Education and Level of Knowledge — The proportion of clients of CSWs who attended an AIDS education session in the past 12 months ranged from 6% in Karaganda to 17% in Almaty. This proportion is similar to the proportion of men in the representative sample in Almaty and Tashkent who attended an AIDS education session. The proportion of clients in Karaganda and Osh who attended such a session is slightly smaller than the proportion among non-client men in the representative sample. The proportion of CSWs who attended an AIDS education session in the past 12 months ranged from 9% in Karaganda to 25% in Osh. The proportion of CSWs in Tashkent who attended an education session is substantially smaller than the proportion of women in the representative sample but the proportion in the other three cities is similar to the representative sample.

CSWs and clients were as likely or more likely to respond that it is possible to become infected with HIV/AIDS through

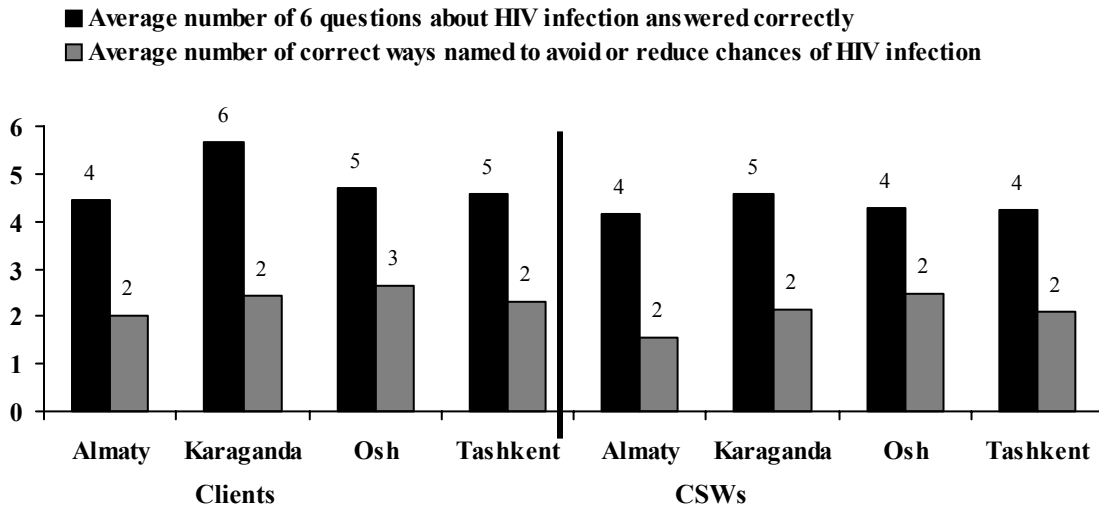
sexual contact without a condom compared to individuals in the representative sample. CSWs and clients were asked six questions about possible ways that HIV could be transmitted (Figure 54). On average, clients in Almaty and Karaganda answered the same number of questions correctly compared to non-client men in the representative sample. Clients in Osh and Tashkent answered more questions correctly compared to non-client men in the representative sample. CSWs in Almaty and Karaganda answered on average fewer questions correctly than women in the representative sample, while CSWs in Osh answered slightly more questions correctly. CSWs in Tashkent answered the same number of questions correctly as women in the representative sample.

CSWs and clients were more likely than individuals in the representative sample to name condom use as a way to avoid or reduce the risk of getting HIV. The proportion of clients who named condoms a way to prevent transmission ranged from

83% in Karaganda to 89% in Tashkent and the proportion of CSWs ranged from 86% in Tashkent to 94% in Almaty. CSWs and clients in Almaty named the fewest ways to avoid or reduce the risk of HIV, mean of 1.6

and 2.0 ways respectively, and CSWs and clients in Osh named the most ways, mean of 2.5 and 2.6 respectively.

Figure 54. Knowledge of CSWs and clients about HIV transmission and ways to avoid or reduce risk of transmission.



In Almaty, Karaganda, and Tashkent, between two-thirds and three-quarters of CSWs and clients reported that a person who looks healthy can be infected with AIDS. These proportions are similar to the high proportion of individuals in the representative sample for each city who responded to this question in the affirmative. However, in Osh only 36% of CSWs reported that a healthy person can be infected with AIDS while 54% did not know. Approximately 60% of clients of CSWs in Osh reported that a healthy person can be infected with AIDS, a proportion considerably higher than the 42% of non-client men in the representative sample.

Clients and CSWs: HIV Testing — The proportion of clients who reported being tested for HIV in the past 12 months in Almaty, Karaganda, and Osh was similar to the proportion of non-client men in the representative sample that were tested. The proportion tested ranged from 26% in Osh to 53% in Almaty. In Tashkent, 40% of clients were tested compared to 27% of non-client men in the representative sample. Voluntary testing was more common than obligatory testing in Almaty and Tashkent. Equal proportions of voluntary and obligatory testing occurred in Karaganda. In Osh, testing was obligatory for 83% of clients tested for HIV.

The proportion of CSWs that reported having been tested for HIV in the past 12 months ranged from 50% in Osh to 83% in Almaty. This proportion was much higher than that for women in the representative sample. Among CSWs in Almaty, Karaganda, and Tashkent tested for HIV, the majority were tested voluntarily while in Osh, testing was obligatory for half of those tested and voluntary for the other half.

Clients and CSWs: Opinion about Injection Drug Use — CSWs and clients were also asked about injection drug use. The proportion of clients who thought that injecting drug use was very or somewhat common in the unit of interview ranged from 43% in Tashkent to 50% in Osh and the proportion who thought that injecting drug use did not occur ranged from 0% in Osh to 7% in Tashkent (Figure 55). Clients in Osh and Tashkent were more likely to report that injection drug use in the unit was somewhat or very common compared to non-client men in the representative sample while in Almaty and Karaganda equal proportions of clients and non-client men in the representative sample reported such use.

CSWs were more likely than women in the representative sample to believe that injection drug use occurred in the unit. Approximately half of CSWs in Almaty and Karaganda and one third in Osh and Tashkent thought that injection drug use was very or somewhat common in the unit. The proportion who reported that injection drug use did not occur in the unit ranged from 2% in Osh to 10% in Tashkent.

Clients and CSWs: Opinion about whether IDUs Socialize at Site

CSWs and clients differed significantly about whether IDUs socialized at the interview site (Figure 56). The proportion of clients who thought that injection drug users socialized at the site ranged from 58% in Tashkent to 65% in Karaganda and Osh. The proportion of CSWs who thought that injection drug users socialized at the interview site varied from city to city ranging from 35% in Osh to 75% in Almaty and Karaganda.

Figure 55. CSWs' and clients' opinion of injecting drug use in unit of interview.

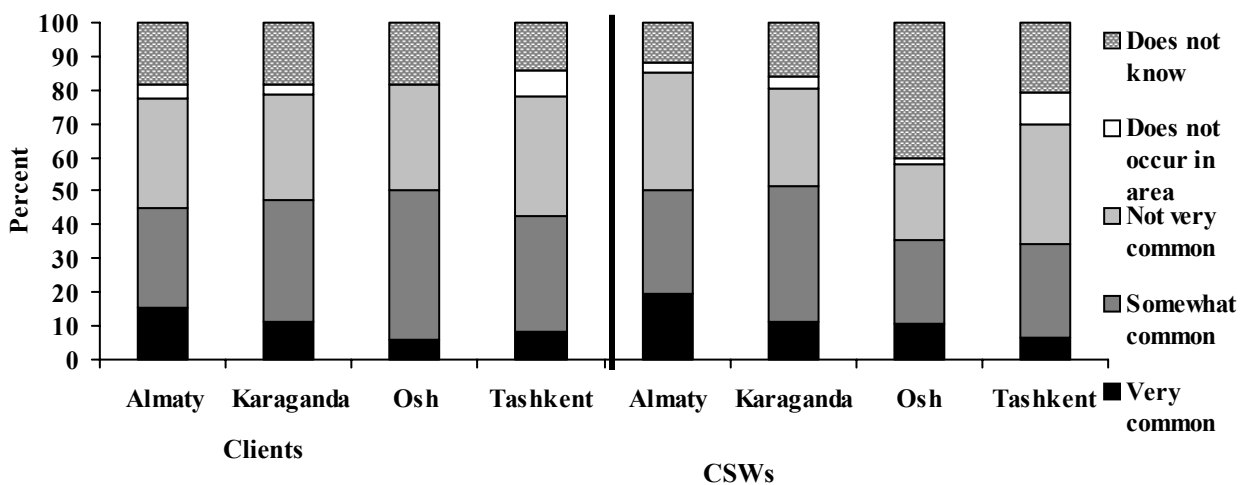
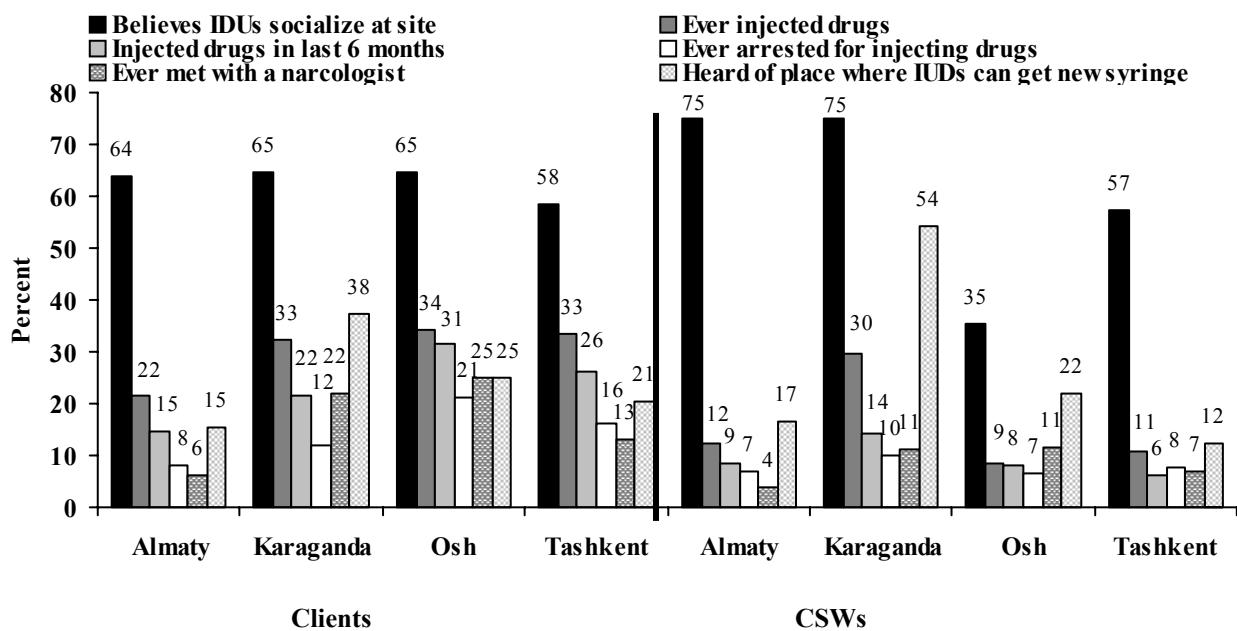


Figure 56. Injecting drug use behavior of CSWs and clients.



Clients and CSWs: Self-Reported Injecting Drug Use — Approximately one third of clients of CSWs in Karaganda, Osh, and Tashkent and one quarter in Almaty reported having ever injected drugs. Of those clients that reported ever injecting drugs, approximately two thirds in Almaty and Karaganda, 79% in Tashkent, and 92% in Osh reported injecting drugs in the past six months. Clients in Osh were most likely to report having been arrested and to have met with a narcologist and clients in Almaty were least likely to report having done so. Over one third of clients in Karaganda had heard of a place in the city where IDUs can get a syringe compared to 15% of clients in Almaty.

CSWs were much less likely than their clients to report having injected drugs but substantially more likely than women in the representative sample to report doing so. Approximately 10% of CSWs in Almaty, Osh, and Tashkent reporting having ever injected drugs. The proportion of CSWs in Karaganda was considerably higher with 30% reporting having ever injected drugs. However, less than 50% of CSWs in Karaganda who reported ever injecting drugs had done so in the past six months compared to 56% of CSWs in Tashkent, 70% in Almaty, and 92% of CSWs in Osh who reported having ever injected drugs and had done so within the past six months.

Less than 10% of CSWs reported having ever been arrested for injecting drugs and 4% to 11% had ever visited a narcologist. Over 50% of CSWs in Karaganda had heard of a place in the city where IDUs could get a new syringe while the proportion of CSWs in the other three cities that had heard of such a place was similar to the proportion of their clients who had heard of such a place.

Clients and CSWs: Contact with Treatment Facilities — In all four cities, clients of CSWs reported similar contact with medical treatment facilities as non-client men in the representative sample with a couple of notable exceptions. Clients of CSWs in Almaty and Karaganda were more likely to have ever and to have more recently visited a private medical doctor, a skin/venerological dispensary, and private venerological doctor. In Osh, clients of CSWs were more likely than non-client men in the representative sample to have ever visited a private venerological doctor, but most clients who had ever visited a private venerological doctor did so more than six months prior to the interview. In Tashkent, the contact patterns with treatment facilities for clients of CSWs and non-client men in the representative sample were similar.

CSWs also reported similar contact with medical treatment facilities as women in the representative sample with a couple of exceptions. In all four cities, CSWs were more likely to report having ever and having more recently visited a skin/venerological dispensary and a private venerological doctor compared to women in the representative sample. Additionally, CSWs in Karaganda and Tashkent were more likely to have visited an infection hospital compared to women in the representative sample.

Part 4 — Injection Drug Users

The target of 200 interviews with injection drug users (IDUs) was achieved in each of the four cities but IDUs were oversampled in Almaty, Karaganda, and Tashkent. An injected drug user was defined as an individual who reported injecting drugs at least once during the past six months. In Almaty, 263 interviews were completed with IDUs (236 interviews with men and 27 with women). In Karaganda, 288 interviews with IDUs were completed (225 with men and 63 with women). In Osh 201 IDUs interviews were performed, 170 with men and 31 with women. In Tashkent, 203 interviews, 178 with men and 25 with women, were performed. The majority of IDUs in each city were men, with the male proportion ranging from 78% in Karaganda to 90% in Almaty. Because there were few female IDUs who were interviewed, 25 to 63 female IDUs in each city, much of the analysis presented here is restricted to male IDUs.

IDUs: Sociodemographic Characteristics —

On average, male IDUs in Almaty, Karaganda, and Osh were younger than men in the representative sample. The average age of male IDUs in Almaty was 24.5 years, in Karaganda 25.6 years, and in Osh 28.1 years. In Tashkent, male IDUs were 27.0 years old, approximately the same age as men in the representative sample. Over 95% of male IDUs were residents of the city in which they were interviewed but the proportion that slept outside of the city in the past three months ranged from 31% in Almaty to 57% in Osh (Figure 57). The proportion of male IDUs who were married ranged from 14% in Almaty to 37% in Tashkent, and this proportion in each city was less than the proportion of men in the representative sample who were married. Half of the male IDUs in Tashkent were

employed full-time and 15% were unemployed and looking for work. Male IDUs in Almaty and Karaganda were more likely to be employed occasionally or full-time than unemployed while male IDUs in Osh were most likely to be unemployed and looking for work. Male IDUs in Almaty were more likely than male IDUs in the other three cities to be students and male IDUs in Osh were more likely to have had a higher education.

IDUs: Interviewer Opinion of Respondent —

At the start of each interview, interviewers were asked to record their opinion about the risk behavior of the respondent. Approximately 98% of male IDUs were identified as such by interviewers (Figure 58). Among female IDUs, over 90% were identified as such including between a quarter to half of these individuals who were identified as both a CSW and an IDU.

Figure 57. Sociodemographic characteristics of male IDUs.

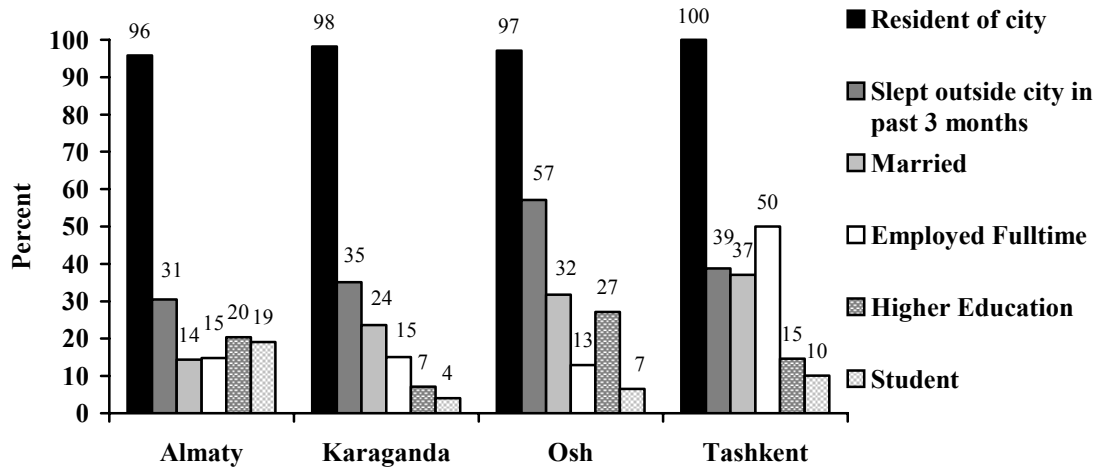
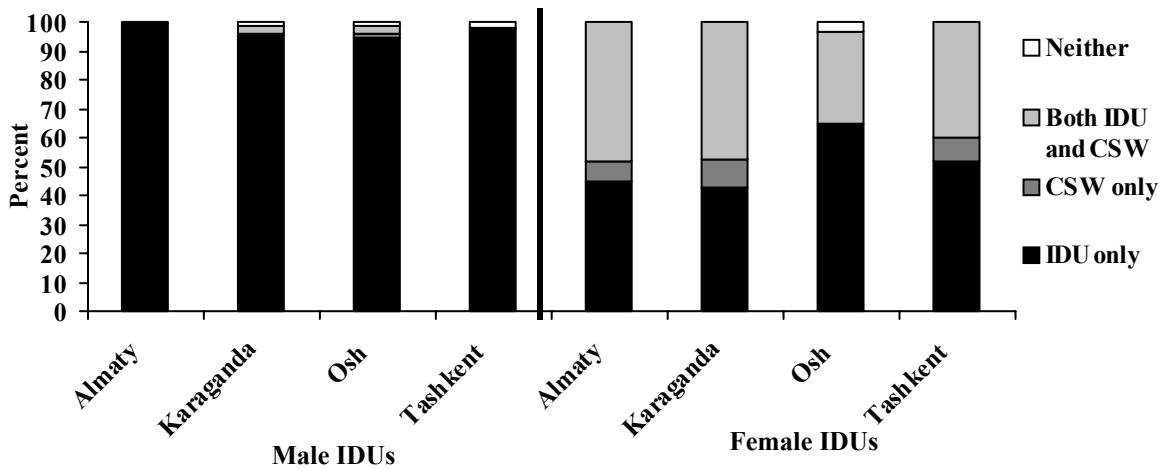


Figure 58. Interviewer opinion of IDU respondent.



IDUs: Number of Sexual Partners — The proportion of male IDUs who reported at least one sexual partner in the past four weeks ranged from 54% in Osh to 91% in Tashkent (Figure 59). Male IDUs in Almaty were less likely to report having had at least one new sexual partner in the past four weeks and in the past 12 months than men in the representative sample. Male IDUs in Tashkent were significantly more likely than men in the representative sample to have had a sexual partner in the past four weeks and past twelve months. Although male IDUs in Osh were the least likely of male IDUs in all four cities to report having had a sexual partner in the past four weeks, those that did report having a sexual partner were more likely to report having had at least one new sexual partner during this period than male IDUs in the other cities. Among those male IDUs reporting at least one partner during the past four weeks, the proportion who reported at least one new partner during the same time period ranged from 54% in Almaty to 75% in Osh. Among men reporting sexual activity in the past four weeks, IDUs were more likely than men in the representative sample to report a new sex partner.

IDUs: Regular Sexual Partners — In Almaty, Karaganda, and Osh, male IDUs were less likely to report having a regular, long-term sexual partner than men in the

representative sample. The proportion of male IDUs in these cities with a stable partner ranged from 55% in Osh to 67% in Almaty. Over three quarters of male IDUs in Tashkent have a regular, long-term sexual partner, a higher proportion than men in the representative sample.

IDUs: Commercial Sex — The proportion of male IDUs who reported giving money in exchange for sex during the past three months ranged from 18% in Almaty to 46% in Tashkent. This proportion of male IDUs in Osh and Tashkent who reported transactional sex is substantially higher than the proportion of men in the representative sample. The proportion of male IDUs in Almaty who report giving money for sex is lower than was reported by men in the representative sample, and in Karaganda the proportions reporting giving money for sex is the same among male IDUs as in the representative sample of men.

Although there were few female IDUs interviewed, the proportion that reported having received money in exchange for sex during the past three months was significantly greater than women in the representative sample, with this proportion ranging from 56% of female IDUs in Tashkent to 65% in Osh (Figure 60).

Figure 59. Proportion of male IDUs with at least one sexual partner in past four weeks.

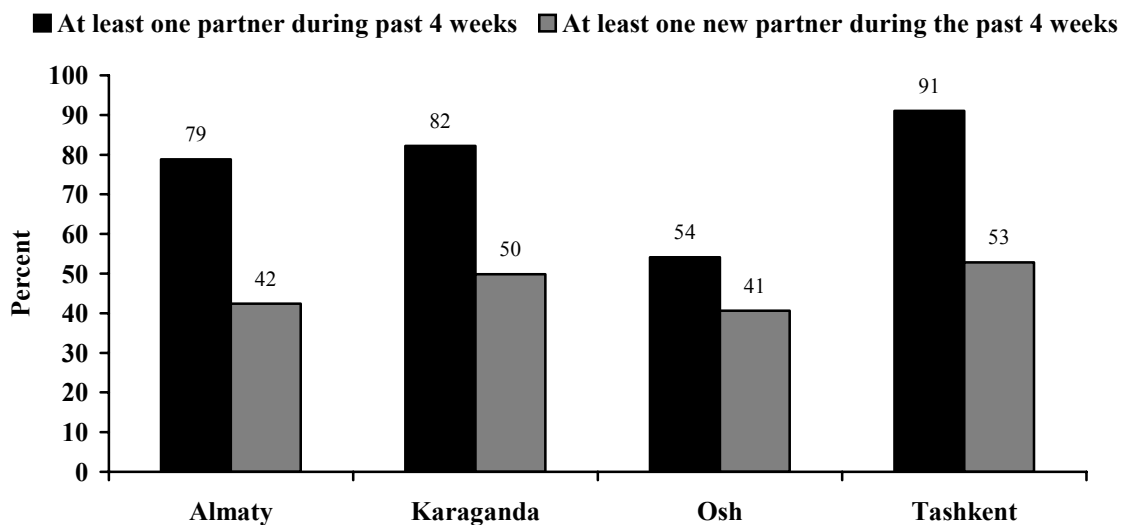
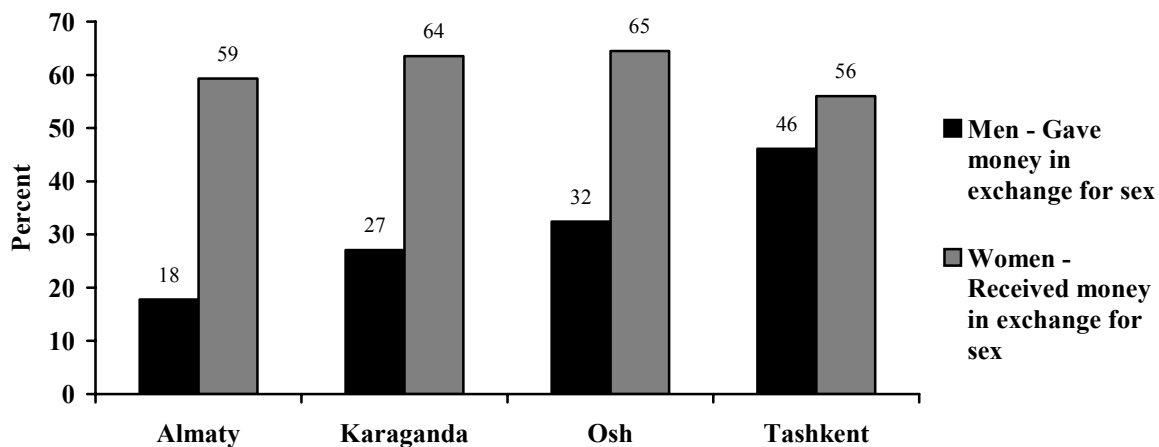


Figure 60. Transactional sex among IDUs.



IDUs: Gay Sex — Male IDUs in Almaty, Karaganda, and Osh were significantly more likely than men in the representative sample to report having had sex with another man. The proportion of male IDUs who reported having sex with another man in the past four weeks ranged from 2% in Almaty to 6% in Osh. In Tashkent, only 0.6% of male IDUs and men in the representative sample reported having sex with a man in the past four weeks.

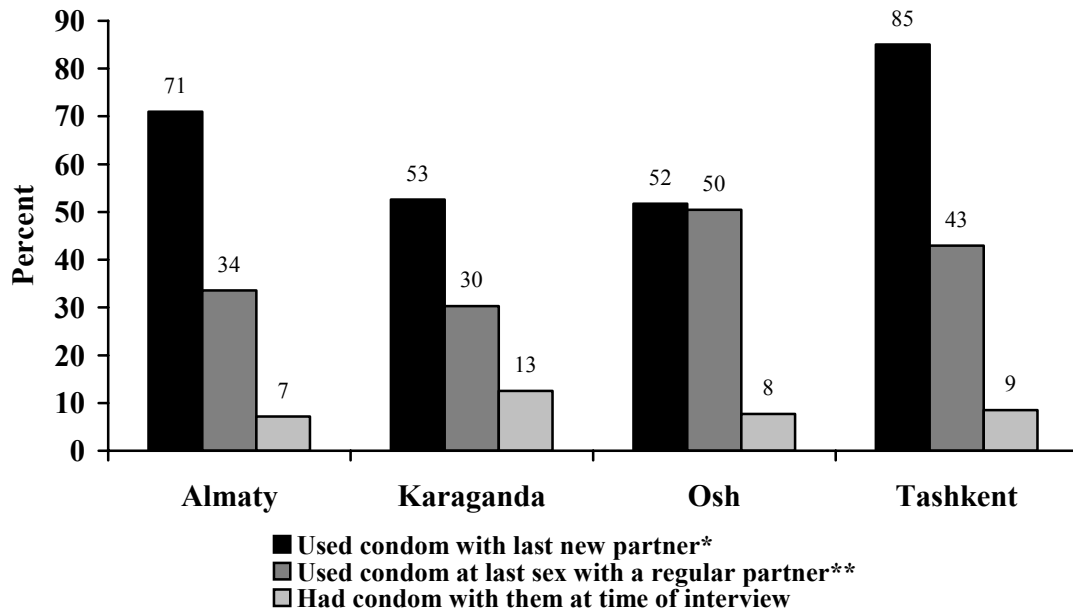
IDUs: Reported Condom Use — Reported condom use by male IDUs varied considerably by city and type of partner. The proportion of male IDUs who reported using a condom with their last new partner in the past four weeks ranged from 53% in Karaganda to 85% in Tashkent (Figure 61). Male IDUs were less likely to report having used a condom at last sex with a regular partner than a non-regular partner. The proportion of male IDUs who used a condom at last sex with a regular partner ranged from 30% in Karaganda to 50% in Osh. The difference in use with regular and new partners was most pronounced in Almaty and Tashkent where approximately twice as many male IDUs reported using a condom with their last new partner compared to at last sex with a regular partner. In Karaganda, male IDUs were much less likely to report having used a condom with their last new partner compared to individuals in the

representative sample. The reverse was true in Tashkent where male IDUs were much more likely than men in the representative sample to report having used a condom with their last new partner. Male IDUs in Tashkent and Osh were also more likely than men in the representative sample to report having used a condom at last sex with a regular partner.

IDUs: Condom Availability — Approximately 10% of male IDUs had a condom with them at the time of interview. As in the representative sample, pharmacies and kiosks were named frequently by male IDUs as places where they obtained their last condom. However, in Tashkent, almost half of male IDUs obtained their last condom from a grocery store and in Karaganda, approximately 20% of male IDUs obtained their last condom from their partner.

IDUs: Site Patronage — Male IDUs visited the sites much more frequently than men in the representative sample. Almost 85% of male IDUs in each city reported visiting the site at least once a week (Figure 62). The proportion of men in the representative sample that visited at least once a week ranged from 61% in Tashkent to 84% in Osh.

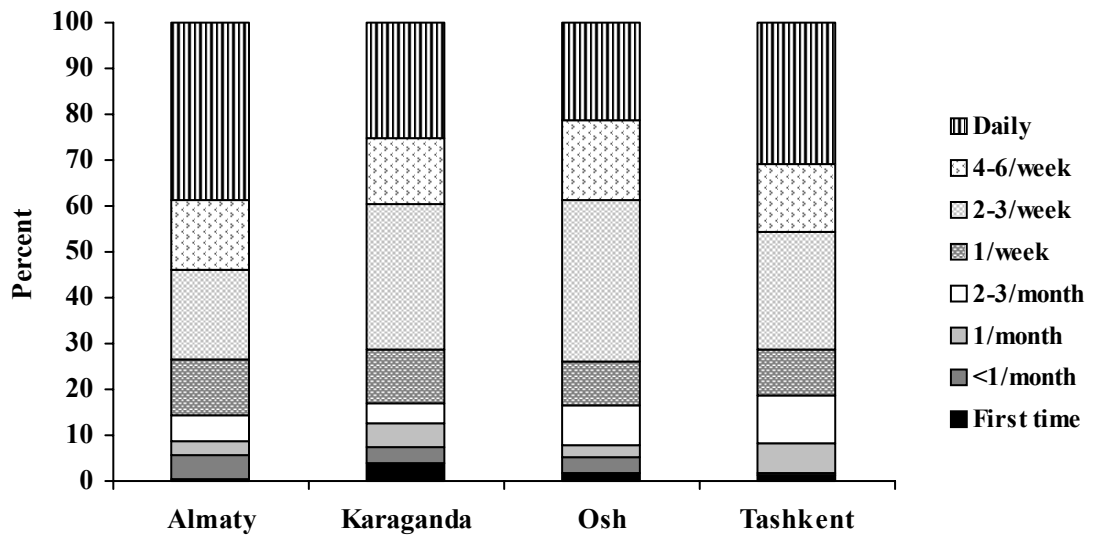
Figure 61. Condom use by male IDUs.



*Among individuals with at least one new partner in the past 4 weeks

** Among individuals with a regular partner

Figure 62. Frequency of attendance at site by male IDUs.



IDUs: People Meet New Partners at the Site — IDUs were asked about whether people came to the interview site to meet new sexual partners. The proportion of male IDUs who thought that people came to the site to meet new sexual partners ranged from 67% in Almaty to 94% in Tashkent (Figure 63). These proportions in Almaty, Karaganda, and Osh are similar to the proportions of men in the representative sample who thought the people come to the interview site to meet new sexual partners. In Tashkent, the proportion of male IDUs who thought people came to the site to meet new sexual partners is substantially greater than that in the representative sample. The proportion of female IDUs who thought that people came to the interview site to meet new sexual partners ranged from 82% to 88% and was higher than the proportion of women in the representative sample.

The proportion of male IDUs who reported meeting a new partner at the site ranged from 35% in Almaty to 61% in Tashkent, which is higher than the proportion in the representative sample in each city. The proportion of female IDUs who reported meeting a new partner at the site ranged from 56% in Karaganda to 71% in Osh, higher than the proportion of women in the representative sample who reported having met a new partner at the site.

Condom availability at the site did not impact whether the male IDUs reported using a condom with the last new partner they met at the site in Almaty, Karaganda, and Osh (Figure 64). In Tashkent, male

IDUs interviewed at a site where condoms were always available were slightly more likely to report having used a condom with their last new partner met at the site compared to male IDUs at sites where condoms were never available. Among those who reported meeting a new sexual partner at the interview site, the proportion of male IDUs who reported using a condom with their last new partner met at the site ranged from 39% in Karaganda to 84% in Tashkent. Male IDUs in Almaty and Karaganda were less likely than men in the representative sample to report using a condom with their last new partner from the site. In Tashkent, male IDUs were much more likely than men in the representative sample to report having used a condom with their last new partner from the site. In Osh, there was no difference in reported condom use with the last new partner from the site between male IDUs and men in the representative sample.

IDUs: Exposure to AIDS Education and HIV/AIDS Knowledge — The proportion of male IDUs who attended an AIDS educational session in the past 12 months ranged from 9% in Almaty to 15% in Karaganda. Male IDUs in Almaty were much less likely to have attended an AIDS education session in the past 12 months compared to individuals in the representative sample. In Karaganda, male IDUs were much more likely than men in the representative sample to have attended such sessions. In Osh and Tashkent, there was no difference in attendance.

Figure 63. Partner selection reported by IDUs socializing at the sites.

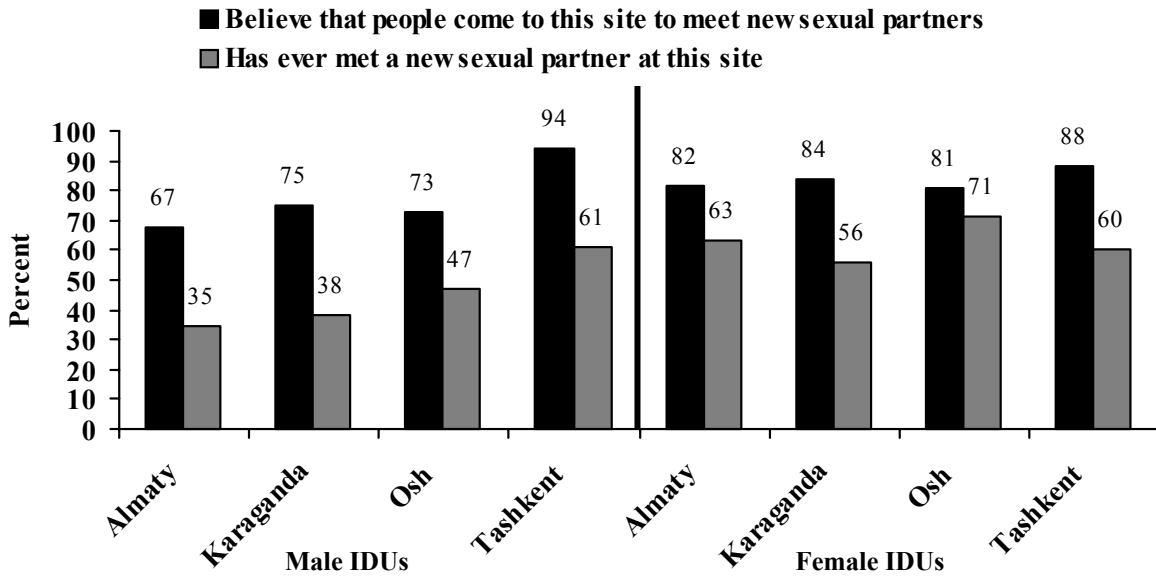
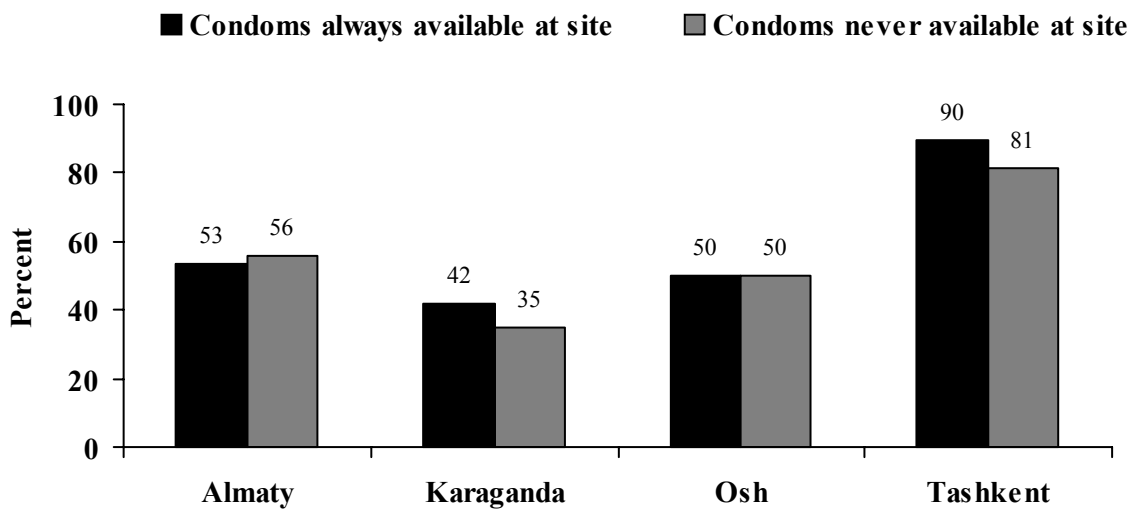


Figure 64. Condom use by male IDUs with the last new partner met at site by condom availability at site.



Male IDUs had a similar level of knowledge about how HIV/AIDS is transmitted compared to men in the representative sample. Male IDUs answered 4.3 of 6 questions correctly in Almaty, 4.7 questions correctly in Karaganda and Tashkent, and 4.2 in Osh. On average, male IDUs also named a similar number of ways to avoid or reduce the risk of getting HIV as men in the representative sample. However, male IDUs were more likely than men in the representative sample to name avoid sharing needles as a way to avoid or reduce the risk of getting HIV (ranging from 72% in Almaty and Osh to 84% in Karaganda).

Over 80% of male IDUs in Almaty and Tashkent and over 70% in Karaganda stated that a person who looks healthy can be infected with HIV. However, only about 50% of male IDUs in Osh thought that a healthy looking person could be infected with HIV.

IDUs: HIV Testing — Male IDUs were more likely than men in the representative sample to report having been tested for HIV in the past 12 months. The proportion who reported being tested ranged from 41% in Osh to 59% in Almaty. In Almaty, Karaganda, and Tashkent, testing was more likely to be voluntarily while testing was more likely to be obligatory in Osh.

IDUs: Opinion of Injection Drug Use in the Area and at Sites — Male IDUs were significantly more likely to report that injecting drug use was very or somewhat common in the unit of the interview compared to men in the representative sample. The proportion of male IDUs that reported drug use was very or somewhat common ranged from 63% in Osh to 84% in

Almaty (Figure 65). No male IDUs reported that injection drug use did not occur in the unit. The proportion of male IDUs who thought that IDUs socialized at the interview site ranged from 88% in Karaganda to 98% in Almaty.

IDUs: Self-Reported Personal Drug Injecting Behaviors — IDUs were also asked about specific drug use behaviours, and their responses varied considerably from city to city. While heroin was the most frequently used drug by male IDUs in each city, approximately one third of male IDUs in Karaganda and Osh reported raw opium (hanka) as their drug of choice (Figure 66). Less than 4% of the male IDU population in all four cities reported drugs other than heroin or raw opium as their most frequently injected drug. The proportion of male IDUs who reported injecting for less than one year ranged from 7% in Karaganda to 28% in Osh. Male IDUs in Karaganda had been injecting the longest where the average length of time for injecting drugs was 4.1 years. In Almaty and Osh, the average length of time for injecting drugs was 3.4 years and in Tashkent, 3.6 years. The main social context in which male IDUs inject drugs differed across the four cities (Figure 67). In Almaty and Karaganda, most male IDUs reported that they usually took drugs with the same group of people (49% and 38% respectively). In Osh, approximately equal proportions injected drugs alone (35%) and in different contexts depending on the circumstances (34%). In Tashkent, most injected alone (56%). Few male IDUs reported that they usually injected drugs with different groups of people.

Figure 65. Male IDUs' opinion of injecting drug use in the city unit of interview.

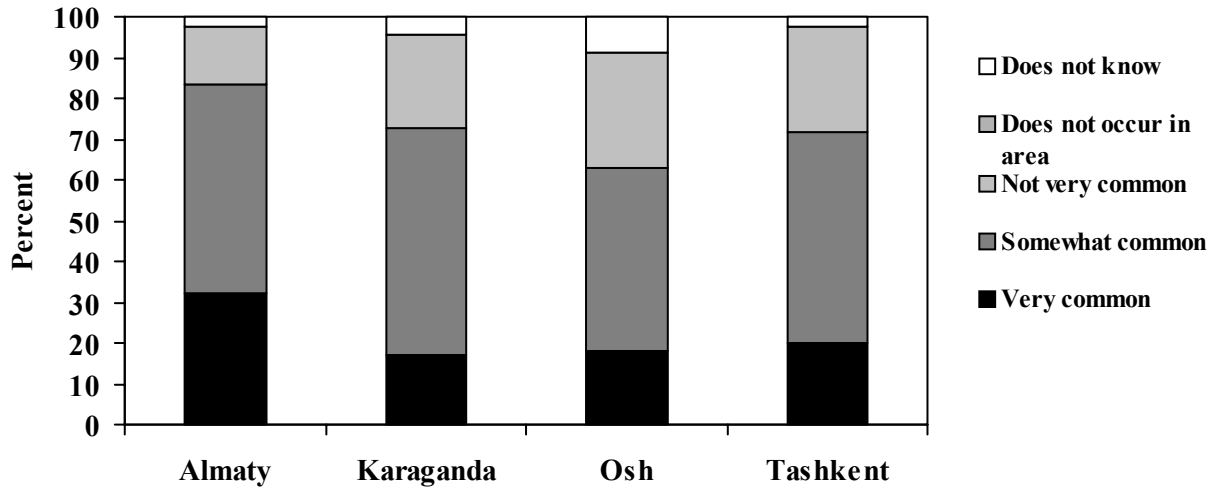


Figure 66. Most frequently injected drugs by male IDUs.

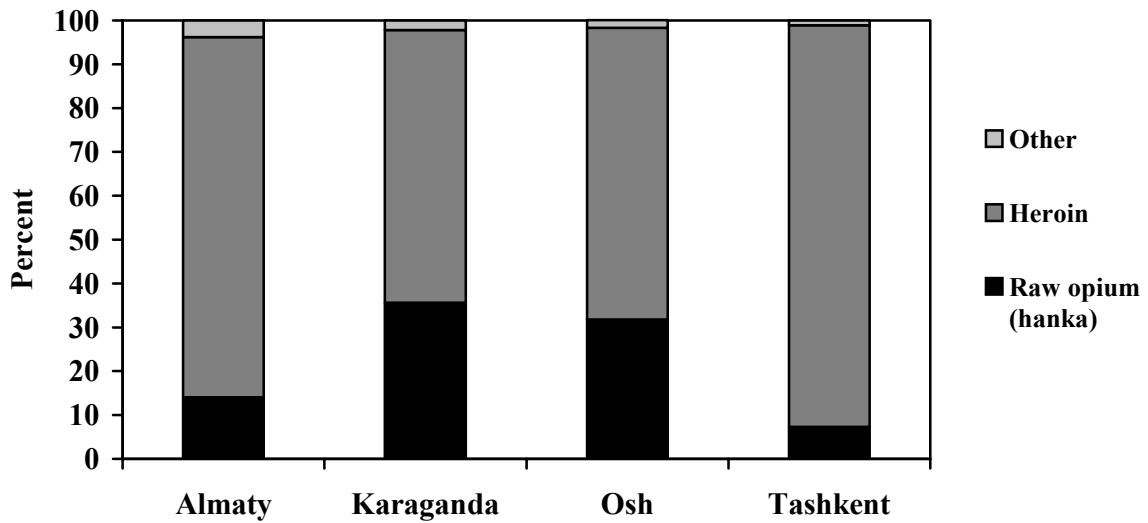
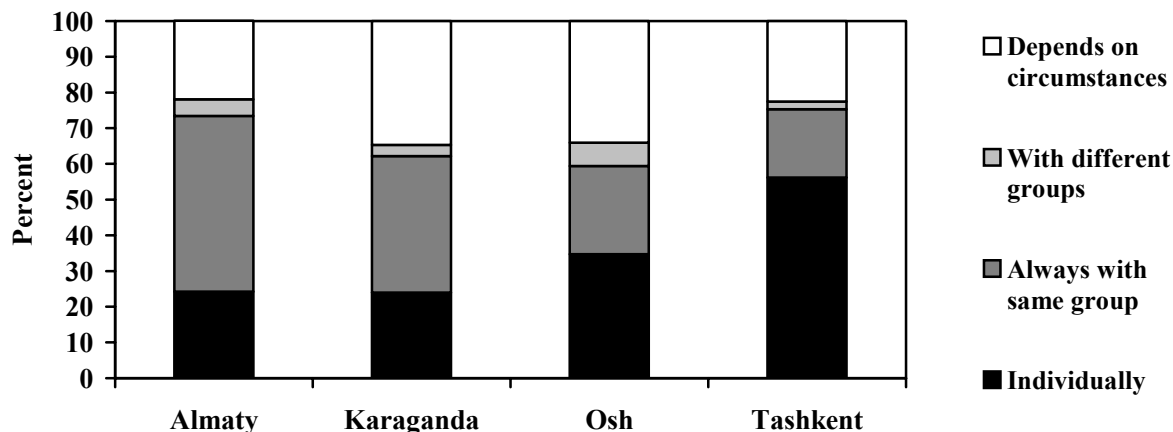


Figure 67. Main ways for male IDUs to take drugs.



Male IDUs in Almaty were more likely than male IDUs in the other three cities to report having taken drugs from a common reservoir and to report having used in the past four weeks a ready-made drug solution without boiling (Figure 68). Approximately 70% of male IDUs in Almaty reported engaging in these activities. Male IDUs in Karaganda were least likely to report having used a ready-made drug solution without boiling in the past four weeks with only a quarter reporting doing so. Approximately two thirds of male IDUs in Karaganda reported taking drugs from a common reservoir. Male IDUs in Tashkent were least likely to report having taken drugs from a common reservoir in the past four weeks which reflects the fact that over half of male IDUs in Tashkent inject drugs individually.

Male IDUs in Almaty, Karaganda, and Osh were much more likely to report having used drugs recently compared to male IDUs in Tashkent. In Almaty, Karaganda, and Osh, over 70% of male IDUs reported injecting drugs in the seven days prior to interview while only 37% of IDUs in Tashkent

reported doing so. On the day before the interview, male IDUs in Almaty and Osh were much more likely to have injected drugs compared to male IDUs in Karaganda and Tashkent. Approximately 70% of male IDUs in Almaty and Osh reported injecting drugs on the day before the interview compared to 61% in Karaganda and only 22% in Tashkent. The mean number of times male IDUs reported injecting drugs on the day before the interview ranged from 0.7 times in Tashkent and 0.9 times in Karaganda to 1.3 times in Almaty and Osh. Of those who did inject on the previous day, the average number of times injected ranged from 1.5 times in Karaganda and Tashkent to 1.9 times in Osh, and the average number of needles used by these individuals was 1.2 in all four cities.

Needle sharing by male IDUs also varied by city (Figure 69). The proportion of male IDUs who reported sharing a syringe at last injection ranged from 14% in Tashkent to over double that proportion, 31%, in Osh.

Figure 68. Drug preparation by male IDUs.

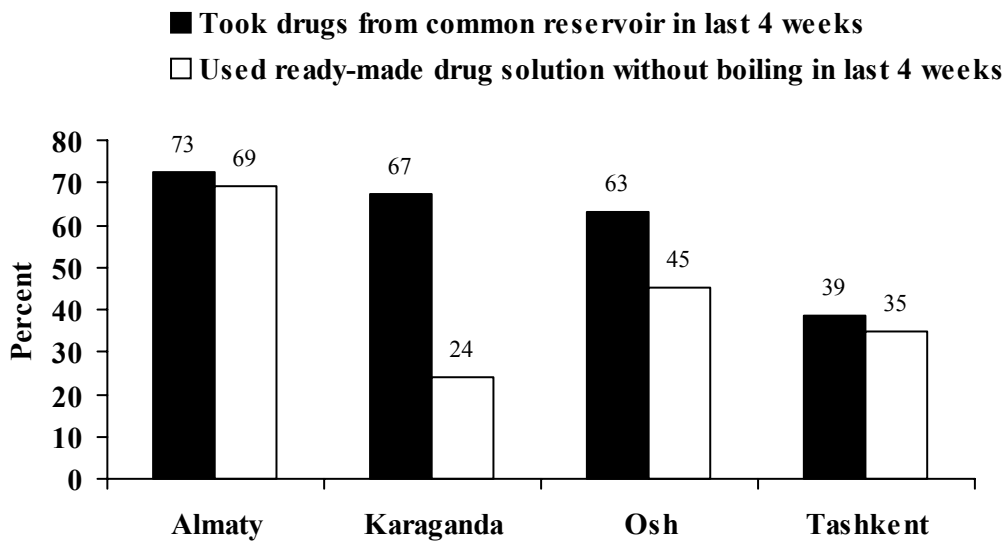
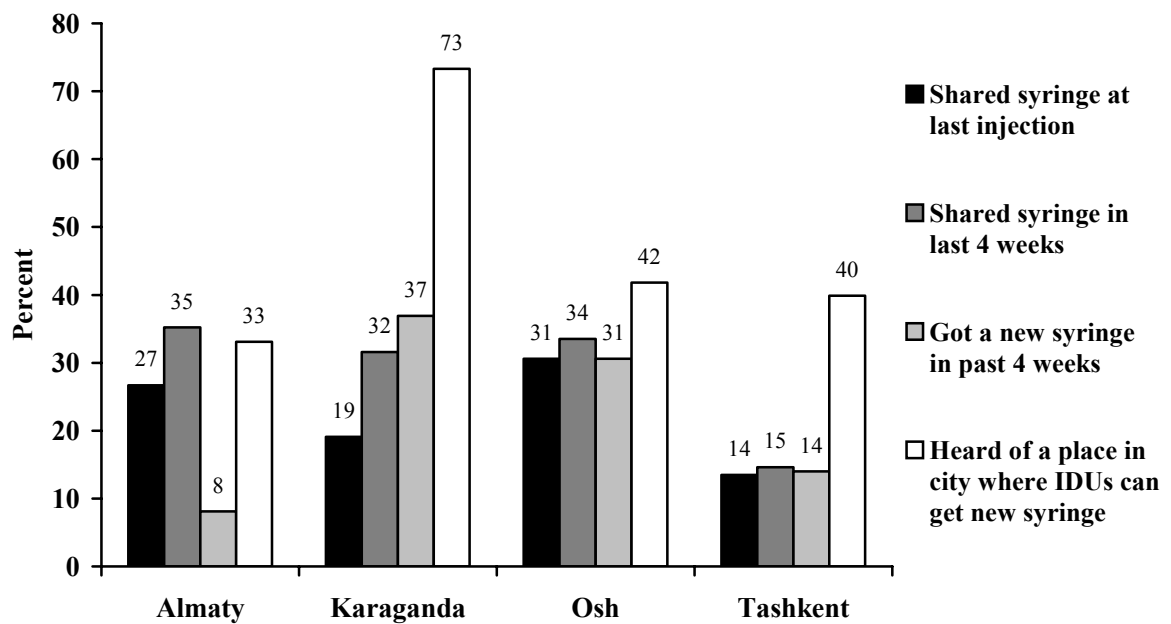


Figure 69. Needle sharing and use by male IDUs.



Approximately one third of male IDUs in Almaty, Karaganda, and Osh reported sharing a syringe with other IDUs in the past four weeks, while only 15% in Tashkent reported doing so. The average number of people with whom a male IDU shared a syringe in the past four weeks ranged from 1.0 people in Tashkent to 1.2 people in Almaty and Karaganda to 1.4 people in Osh. Of those who shared a syringe in the past four weeks, the average number of people they reported sharing a syringe with for the first time was 1.2 people in Almaty, 1.7 people in Karaganda, and 2.0 people in Osh, and 1.5 in Tashkent.

A higher proportion of male IDUs in Almaty and Karaganda reported sharing a syringe during the past four weeks than at last injection. Approximately equal proportions of male IDUs reported sharing a syringe at last injection and during the past four weeks in Osh and Tashkent. These contrasts between sharing a needle at this last time and in the last four weeks suggest that male IDUs in Osh and Tashkent who share needles are likely to do so every time they inject while needle sharing among male IDUs in Almaty and Karaganda is inconsistent.

IDUs: Where New Syringes Are Obtained — The proportion of male IDUs who reported sources of new syringes in exchange for a used one in the last four weeks ranged from 8% in Almaty to 37% in Karaganda. Similarly, male IDUs in Karaganda were also more likely to have heard of a place where IDUs can get new syringes while male IDUs in Almaty were least likely to have heard of such a place (almost 75% in Karaganda and 33% in Almaty). About 40% of male IDUs in Osh and Tashkent had heard of a place to obtain a new syringe. In all cities, male IDUs were more likely to have heard of such a place than men in the representative sample.

Pharmacies were the most frequently named sites by male IDUs in all four cities as the place where they obtained their last syringe (Figure 70). Male IDUs in Tashkent almost exclusively obtained their last syringe from a pharmacy with 87% of male IDUs doing so but 7% did obtain their last syringe from a trust point and 3% from a friend. A trust point is a location where an IDU can exchange a new syringe for a new one at no charge. Pharmacies were also the location that the majority of male IDUs in Almaty obtained their last syringe with 81% doing so. Friends were the other major source for male IDUs in Almaty to obtain a syringe, with 11% obtaining their last syringe from a friend. Only 2% of male IDUs in Almaty obtained a syringe from a trust point. In Karaganda, 53% of male IDUs obtained their last syringe from a pharmacy but 20% obtained their last one from a trust point, 11% from a friend, and 9% purchased one elsewhere. Male IDUs in Osh obtained their last syringe from a wide variety of sources. While the largest proportion of male IDUs in Osh, 29%, did obtain a syringe from a pharmacy, 24% purchased one elsewhere, 18% obtained one from a trust point, and 19% obtained one from a friend. The proportion of male IDUs who responded that they could always get a new syringe when they wanted ranged from 50% in Osh to 92% in Tashkent (Figure 71). Less than 3% of male IDUs in all four cities responded that they could never get a new syringe whenever they wanted. Lack of money and police menace were the most frequently given reasons for not being able to obtain a new syringe. Other reasons included that the exchange station was too far away in Karaganda and Osh, a kiosk or drug store was too far away in Almaty, Karaganda, and Osh, and, in all four cities, many did not think it was necessary to get a new syringe.

Figure 70. Locations where male IDUs obtained their last syringe.

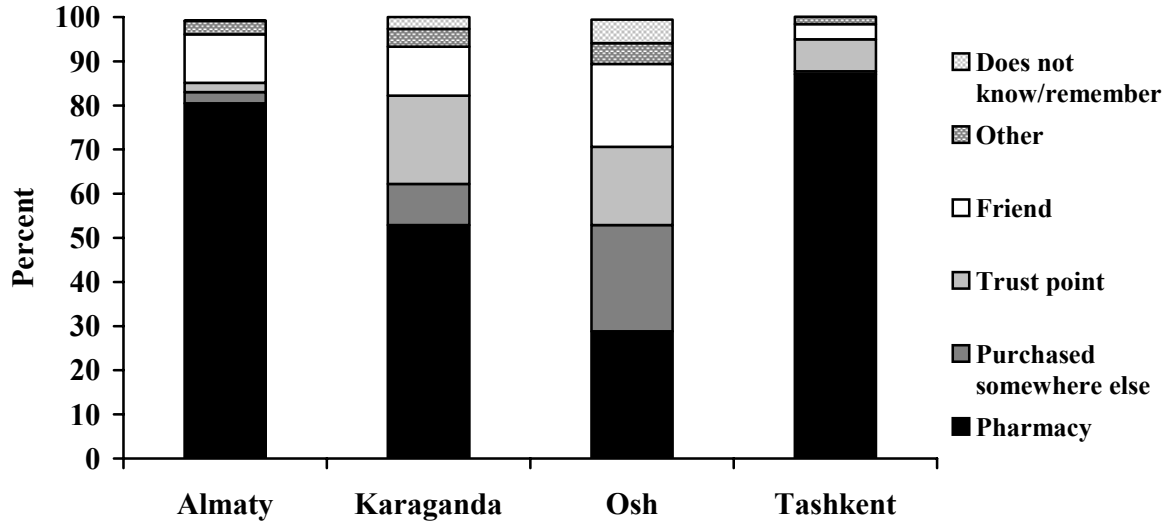
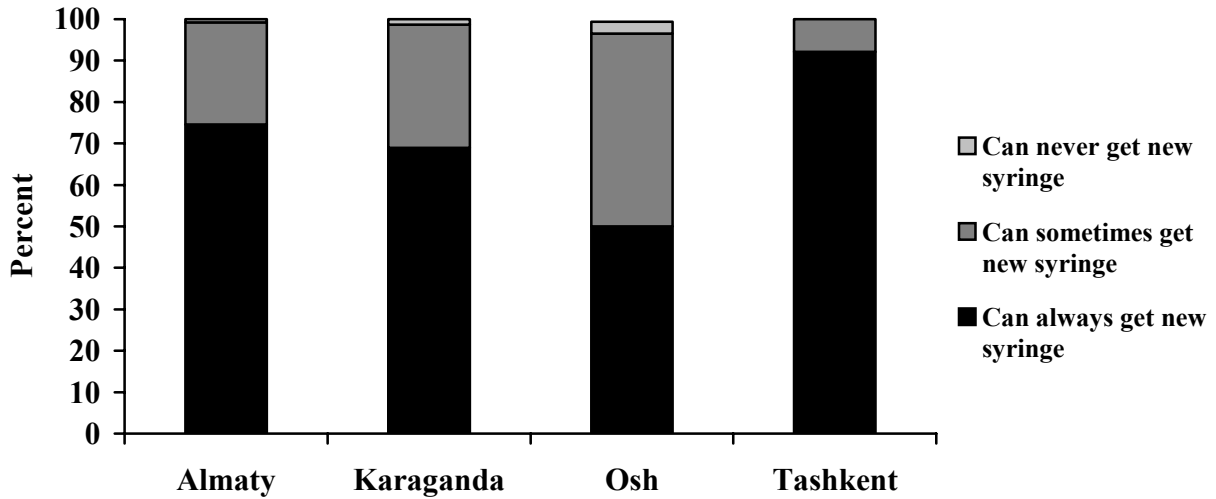


Figure 71. Frequency with which male IDUs can get a new syringe.



IDUs: Arrests and Registration — Over half of the male IDUs in Karaganda and Tashkent and over 40% in Almaty and Osh have ever been arrested for injecting drugs (Figure 72). Among those male IDUs who reported having been arrested, the proportion who thought they had been registered with the police ranged from 42% in Tashkent to 78% in Karaganda. Male IDUs who had been arrested in Tashkent were least likely to think that they had been registered by the police compared to male IDUs in the other three cities. Male IDUs in Osh who thought that they had been registered with the police were most likely to think that they had been registered as an IDU with almost 90% thinking so. Overall, Karaganda had the highest proportion, 36%, of male IDUs who thought that they had been registered with the police as an IDU and Tashkent had the lowest proportion, 14%.

Male IDUs in Osh were more likely to report having met with a narcologist or visited a narcologist dispensary than to have been arrested (Figure 73). Male IDUs in Almaty and Tashkent were least likely to report having ever met with a narcologist or visited a narcologist dispensary with only one third of male IDUs in these cities doing so. Among male IDUs who reported having ever met with a narcologist or visited a narcologist dispensary, the proportion who thought that they had been registered ranged from 65% in Tashkent to 74% in Karaganda. Male IDUs in Almaty who thought that they had been registered with a narcologist or narcologist dispensary were most likely to think that they were registered as an IDU

with over 90% thinking so. However, over 70% of male IDUs in the other three cities who believed that they were registered with a narcologist thought they were registered as IDUs. Overall, Karaganda had the highest proportion, 35%, of male IDUs who thought that they had been registered as such with a narcologist or narcologist dispensary and IDUs in Tashkent had the lowest proportion, 15%.

IDUs: Contact with Treatment Facilities — Male IDUs reported different contact with treatment facilities than men in the representative sample. Male IDUs in Almaty were less likely to have been to a private medical clinic and more likely to have visited a trust point and private narcological doctor than men in the representative sample. In Karaganda, male IDUs were also less likely to have visited a private medical clinic and more likely to have ever been to a trust point, a private narcological doctor, and an outreach social worker about injection drug use than men in the representative sample. Male IDUs in Osh were less likely to have visited a state medical clinic but more likely to have been to a private narcological doctor and to have met with an outreach or social worker about injection drug use compared to men in the representative sample. In Tashkent, male IDUs were more likely than men in the representative sample to have ever been to a trust point, a private narcological doctor, and an outreach or social worker about injection drug use.

Figure 72. Arrests and registration with police of male IDUs.

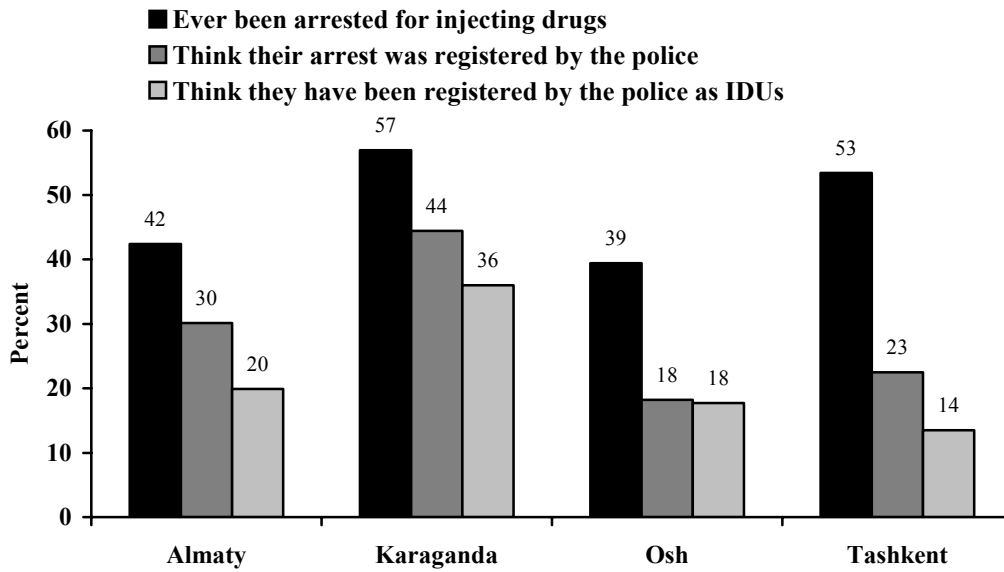
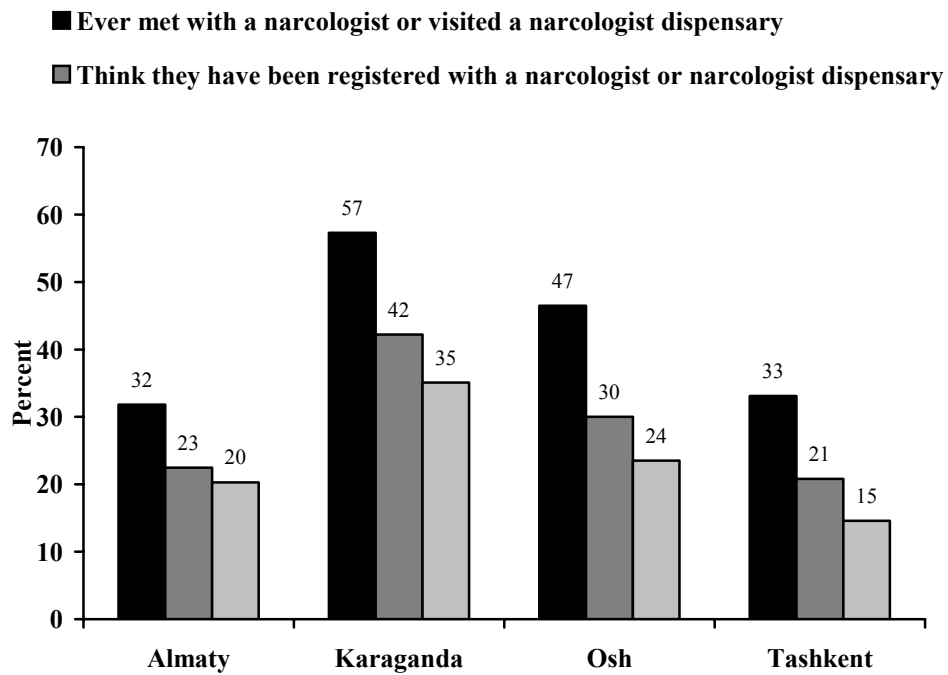


Figure 73. Male IDUs contact with narcologists and narcologist dispensaries.



Comparison of Individual Behaviors with Key Informant and Site Representative Reports of Activities at the Sites

The activities that occurred at a site as reported by the key informants and site representatives were compared with the behaviors reported by individuals socializing at the sites (Table 5). At over 95% of sites in Almaty, Karaganda, and Osh, and 84% of sites in Tashkent where individual interviews were performed, at least one person reported meeting a new partner at the site regardless of whether key informants or the site representative identified the site as a place where people meet new sexual partners. However, in Karaganda and Tashkent, the mean number of people who had met a partner at the site was higher at sites identified by key informants and site representatives as places where people meet new sexual partners compared to sites where such activities were not reported to occur

indicating that key informants and site representatives report valid information about sexual network sites. In Almaty and Osh, there was no difference in the mean number of people who reported meeting a new partner at the site at sites identified by key informants and site representatives as places where people meet new sexual partners compared to sites where such activities were not reported to occur. The lower percentage of people reporting meeting a new partner at sites identified as places where people meet new sexual partners in Tashkent suggests that socializing individuals in Tashkent might be slightly more reluctant to report such behaviors or that key informants and site representatives are not as familiar with the patrons at the sites compared to the other three cities.

Table 5. Comparison of behaviors reported by individuals socializing at the sites with activities reported at the sites by key informants and site representatives

| Percent of sites where at least one individual at site reported engaging in specified risk behavior ... | | | | | | | | |
|---|---|-------|---------------------|-------|--|------|---------------------|------|
| | Identified site as place where people meet new sexual partners? | | | | Identified site as place where injection drug users socialize? | | | |
| | Key Informant | | Site Representative | | Key Informant | | Site Representative | |
| | Yes | No | Yes | No | Yes | No | Yes | No |
| Almaty | 94.1 | 95.7 | 93.8 | 96.3 | 64.9 | 25.8 | 69.1 | 37.7 |
| Karaganda | 98.7 | 100.0 | 98.6 | 100.0 | 70.2 | 60.9 | 72.4 | 63.3 |
| Osh | 98.6 | 100.0 | 100.0 | 96.7 | 71.2 | 61.5 | 82.8 | 58.5 |
| Tashkent | 86.2 | 69.2 | 80.8 | 87.8 | 26.9 | 13.6 | 32.4 | 20.3 |

At sites identified by key informants and site representatives as places where IDUs socialize, the proportion of sites where at least one injection drug user was interviewed in the representative sample was higher compared to sites where IDUs were not reported to socialize. Furthermore, sites identified as places where IDUs socialized in all four cities had a higher mean number of IDUs included in the representative sample compared to sites where IDUs were not reported to socialize. IDUs were included in the representative sample at over two thirds of sites identified by key informants and site representatives as places where IDUs socialize in Almaty, Karaganda, and Osh. However, in Tashkent, only a quarter of sites identified by key informants and a third of site identified by site representatives as places where IDUs socialize had at least one IDU included in the representative sample of patrons socializing at the sites. This low percentage of IDUs at sites identified as places where IDUs socialize in Tashkent suggests that IDUs in Tashkent might be reluctant to report illegal behavior or that key informants and site representatives are not familiar with the patrons at the sites.

Step 5: Summary of Findings, Recommendations for AIDS Prevention Programs, and Lessons Learned

Findings and Recommendations

The potential for a widespread HIV epidemic exists in Central Asia. HIV Interventions Are Urgently Needed.

There is limited HIV surveillance in Central Asia. Current available data suggest that the overall prevalence of HIV in the region may be quite low, but that some geographic areas have a high incidence of infection. Evidence to date indicates that the HIV epidemic is concentrated among IDUs in several cities but models predict that it could soon include more widespread heterosexual transmission. Urgent measures are needed to prevent further spread of HIV/AIDS into the general population.

PLACE data show that a major epidemic could occur. Needle sharing among IDUs is high. While condom use also appears high, over-reporting of use is likely to occur. IDUs report comparable rates of new sexual partnerships but lower condom use than the general population of socializers at sites. Furthermore, the rate of new partner acquisition in all populations of interest, including the representative population, is high. Programs need to be implemented now to prevent further spread of the epidemic. Below are recommendations on how to respond to this immediate need for HIV prevention programs.

There is a high degree of overlap among high-risk populations socializing at the sites identified by this

assessment. HIV intervention activities should be implemented at sites where people at high risk of infection socialize, and particularly at sites where these high-risk groups overlap.

Overlap among high-risk populations socializing at the sites identified by this assessment was frequently reported by site representatives. The greatest overlap occurred at sites where people meet new sexual partners and youth socialize. Almost all site representatives who reported that men or women meet new sexual partners at their site also reported that at least some youth aged less than 18 years also socialized at the site. In Almaty and Karaganda, overlap among high-risk populations was more likely to occur at sites where people meet new sexual partners and IDUs socialize. In Osh and Tashkent, the overlap was more likely to occur at sites where people meet new sexual partners and commercial sex workers solicit clients.

Overlap sites were defined for this assessment as sites that had at least two of the following activities at the site: people meet new sexual partners at the site, youth (aged 18 years old or younger) socialize at the site, CSWs solicit clients, and IDUs can be found at the site. The overlap of these key populations at sites provides the opportunity for the transmission of HIV from one high-risk population to another. At approximately 15% of sites verified in each city, site representatives reported that all four of these high-risk groups occurred at their site.

Interaction among these populations will help facilitate the spread of HIV in the population as it can potentially be spread via more modes of transmission. Since so many sites were named in each city, sites with overlapping risk populations, particularly sites with all four high risk groups, should be prioritized for site-based interventions.

Many individuals socializing at the sites engage in more than one risky behavior, creating the potential for HIV to spread through several modes of transmission. Multiple prevention messages are needed at the sites.

In addition to high-risk populations socializing at the same sites, many individuals reported engaging in two or more high-risk behaviors. Approximately one quarter to one third of clients of CSWs had ever injected drugs, and many of these individuals were current injection drug users. Between 40% and 50% of male IDUs had at least one new partner in the past four weeks. These individuals are at increased risk of infection because they have the potential to become infected with HIV through sharing syringes and unprotected sex. Over two thirds of men in the representative sample who gave money in exchange for sex during the past three months also had a regular, long-term sexual partner.

Injection drug use is a major force behind the transmission of HIV in Central Asia (USAID, 2002; Rhodes et al., 1999). HIV spread consists of “intersecting epidemics” among drug using and non-drug using populations involving transmission associated with drug use and risky sexual behavior (WHO/UNAIDS, 1998). Determining the extent of overlap and

mixing among high-risk populations is important in predicting the course of the epidemic and in developing future prevention and control strategies. Since many individuals socializing at study sites engage in more than one risky behavior, site-based prevention efforts should contain multiple messages aimed at preventing spread via many different routes.

HIV/AIDS prevention messages and condoms are not reaching the populations where their impact could potentially be the largest. Sites are stable places for intervention programs. Site-based educational and informational sessions should be introduced at sites.

HIV/AIDS prevention messages and condoms are not penetrating the places where their potential impact could be the largest. Only about 10% of sites had ever had an HIV/AIDS prevention activity at the site and only about one third had condoms always available during the past year. Just a handful of sites had an HIV/AIDS prevention poster displayed or HIV/AIDS prevention brochures available. Condoms were rarely visible. In Osh, some HIV/AIDS prevention activities were on-going, as evidenced by sites in that city being more likely than the others to have had an HIV/AIDS prevention activity at sites, have HIV/AIDS prevention posters displayed or HIV/AIDS prevention brochures available, and have condoms available on the day of interview.

The amount of HIV/AIDS prevention material available at these high-risk sites, even in Osh, is inadequate as risky sexual and drug use behavior among socializing patrons is high. However, this lack of HIV/AIDS prevention activities does not

reflect a lack of interest in such programs by site representatives. Willingness to have HIV/AIDS educational programs at the site ranged from 56% of site representatives in Almaty to 81% of site representatives in Osh. Site representatives were also willing to sell condoms at their site, ranging from 42% in Almaty to 52% in Karaganda.

Introduction of site-based interventions can fill this unmet need for prevention activities. Approximately 60% of sites have been in operation for over two years, indicating that the sites identified by this assessment are stable locations in which to introduce HIV/AIDS prevention programs. Of those site representatives who replied that IDUs could be found at their site, the majority responded that the site had been a place where drug injectors could be found for at least one year prior to the interview and often longer. Approximately two-thirds of CSWs in Almaty, Karaganda, and Tashkent and over 40% in Osh had first visited the site over a year ago and most CSWs only went to one or two sites to solicit clients. Approximately 60% to 70% of individuals in the representative sample of site patrons first visited the site where they were interviewed over one year ago indicating that these sites have well-established, loyal patronage.

The site-based approach enables the intervention program to target simultaneously many different at-risk or vulnerable populations, such as youth, IDUs, and CSWs and their clients. General education programs for youth have little effect on HIV or STI incidence so targeted intervention programs tailored for high-risk youth may be a more cost effective approach (Jha et al., 2001). Sites remain stable and can be used as intervention points even though the population moving through the sites is dynamic. Many people visit sites and

put themselves at risk of becoming infected with HIV or infecting others. HIV/AIDS education sessions at sites and condom distribution are rare. Some of the sites identified by this study would be ideal locations for educational efforts. Sites offer stable intervention points to reach dynamic populations. Furthermore, intervention groups who focus on different populations – such as youth, commercial sex workers, or IDUs – should be enlisted to make sure that these vulnerable and often hard to reach populations are included in intervention programs.

Previous studies have demonstrated that decreasing the length of time between prevention efforts and situations where that knowledge is translated into action results in a decrease in risky behavior (Weir et al., 2003; Egger et al., 2000). Site-based interventions have the advantage of reaching individuals at a critical time in condom use negotiations (Weir et al., 2003). Additionally, site-based interventions are useful in reaching IDUs, a somewhat isolated population that is often hard to reach at the locations where drug injection actually occurs. Since IDUs frequently inject in private locations, introducing an intervention at sites where IDUs socialize, rather than where they inject, provides a point of access to this population. Finally, a site-based intervention is an attractive prevention approach because sites offer an informal support network. Daily and weekly attendance at sites by many patrons is likely to familiarize site managers with patrons well enough to provide a mechanism for education and social support that can be utilized by prevention programs to decrease both sexual and injection transmission of HIV (Weir, 2003).

Condom availability at sites should be increased. Condom use at sites where condoms are always available is higher than at sites where condoms are never available. Condoms should be available at sites where people meet new sexual partners. Current programs promoting condom use need to be maintained and strengthened.

Condom availability at sites increases reported condom use with new partners, particularly among men in the representative sample and male youth. Self-reported condom use with their last new partner by men in the representative sample and by male youth was higher at sites where condoms were always available during the past 12 months compared to sites where condoms were never available. Such differential condom use by availability was not observed among CSW clients, male IDUs, or women in Almaty, Karaganda, or Osh. However, in Tashkent, reported condom use was higher among both men and women in the representative sample, male and female youth, and commercial sex workers and clients at sites where condoms were always available compared to where they were never available during the past 12 months. Condom availability at sites should be increased.

Reported condom use with new partners in each of the study cities was high among all sub-populations. Knowledge about sexual intercourse as a mode of HIV transmission was high in all cities and in all sub-populations, but when asked to name ways to reduce or prevent the transmission of HIV, a lower proportion of individuals identified using condoms. Programs promoting condom use need to be

maintained to ensure that condom awareness and use continues to remain high.

Commercial sex work is common in the study cities. Clients of commercial sex workers are accessible at sites.

The proportion of key informants who reported that CSWs solicit clients in the interview unit varied by city, but a high proportion of key informants in each city, 44% in Almaty to 91% in Tashkent, reported commercial sex work in the area. Key informants were able to name specific sites where commercial sex work occurred with the proportion of site reports for places where commercial sex occurs, ranging from 51% in Almaty to 75% in Tashkent. Site representatives substantiated the key informant reports that commercial sex work occurs in the units with the proportion of sites where sex work occurred, ranging from approximately a quarter of sites in Almaty, Karaganda, and Tashkent to 42% of sites in Osh. Both CSWs and clients socialize at sites identified by this study. Approximately one quarter of men in each city reported giving money in exchange for sex during the past three months, making the sites in this study reasonable locations to access these hard to define populations. The proportion of women who reported receiving money in exchange for sex during the past three months ranged from 21% in Almaty to 40% in Osh.

The target of 200 interviews with CSWs was achieved in all of the cities. CSWs in Osh made up a significantly higher proportion of the representative sample of female youth in Osh than in the other three study cities. These young CSWs in Osh were least likely to have lived in Osh their entire life and most likely to have spent at least one night outside of the city compared to CSWs in the

other three study cities, suggesting that CSWs in Osh are often new arrivals to Osh who use commercial sex work to make money but return to their home towns frequently.

Knowledge about where IDUs could exchange a used syringe for a new syringe was low, even among IDUs.

Many IDUs reported being unable to obtain a new syringe whenever they wanted. Reasons given for being unable to obtain a new syringe included no money and the exchange station, drug store, or kiosk was too far away. Approximately 70% of IDUs in Karaganda and approximately 40% in Osh and Tashkent had heard of a place where IDUs can exchange a used syringe for a new syringe. No needle exchange is currently operational in Almaty. The high proportion of IDUs in each city that shared a syringe in the past four weeks highlights the unmet need for harm reduction programs in each city and for IDUs to be encouraged to use such services.

Sites with multiple high-risk populations socializing at them were identified as priority sites for interventions.

Selection of priority sites was based on site representative reports of the populations that socialize at the site. Priority sites are defined as sites where the site representative reported that:

- men or women meet new sexual partners while at the site;
- at least some of the socializing patrons are youth (aged 18 years or younger);
- sex workers solicit clients at the site, *and*

- injection drug users can be found at the site.

These sites were selected as priority sites because of the overlap of high-risk populations that socialize at them. Interactions between these populations will help facilitate the spread of HIV in the population as it can potentially be spread via two modes of transmission.

Approximately 15% of sites in each of the four cities were selected as priority sites using the above criteria. In Almaty, 70 of the 439 verified sites (16%), in Karaganda, 63 of the 433 verified sites (14%), in Osh, 46 of the 271 verified sites (17%), and in Tashkent, 58 of the 448 verified sites (15%) were identified as priority sites. (See Appendix 1 for maps of priority sites in Almaty, Karaganda, and Osh.)

Lessons Learned

The PLACE protocol was originally developed to offer insight into sexual networks within a defined area. For the Central Asia PLACE studies, the protocol was adapted to describe both the sexual and injection drug use networks within these cities. After completion of the studies in the Central Asian context, the method was reviewed to determine its effectiveness in such situations.

A feedback workshop for local intervention groups was held in 2003 to provide the results from the baseline assessments in the four cities. The session was attended by representatives from Soros Foundation, PSI, East-West Foundation, City AIDS Centers, and Republican AIDS Center as well as representatives of the implementing agencies for all four cities. The first half of the workshop included a presentation of the main findings of the study from each city. A critique of the study and its results was then

presented by a representative from a local intervention group. A full group discussion was held and representatives from local intervention groups discussed the new and surprising findings of the baseline assessments, the reliability of the data, and the usefulness of the data to their organization. They also provided suggestions to improve existing questions and to include additional questions on the questionnaires for the assessment to be performed in 2003. The review of the method below incorporates the suggestions and critique of the protocol made by meeting participants.

Was the PLACE method successful in identifying sites where IDUs socialize and can be reached for intervention?

The PLACE method was originally developed to identify places where new sexual partnerships are formed. Epidemiologic models suggest that HIV prevalence in a population is the consequence of the pattern of contacts of the entire population rather than of certain individuals (Garnett & Anderson, 1996). A site-based perspective can offer insights into sexual mixing. Traditional methods for defining sexual networks do not identify the sexual links between individuals that occur at social mixing sites. Methods that require individuals to name sexual partners are vulnerable to bias, since individuals with many sexual partners may be unable or unwilling to name their sexual contacts (Woodhouse et al., 1994; Ghani, Donnelly, & Garnett, 1998) and are more willing to identify low-risk than high-risk contacts (Coetzee, Matthews, and McCoy, 1996; Coetzee et al., 1996).

Because of the importance of injection drug use in the HIV epidemic in Central Asia, the PLACE protocol was adapted to also

identify places where injecting drug users can be reached for intervention. The pattern of needle sharing partnerships in a community also shapes its HIV epidemic. Because injection drug use is illegal, IDUs often inject in private, making locations where the actual drug use occurs hard to access for prevention programs. Sites where IDUs socialize, rather than inject, provide an access point for interventions.

The majority of key informants reported that they believed injection drug use occurs in the area, and over a third of key informants reported seeing used syringes lying around during the past four weeks. Over a third of site representatives reported that injection drug use was very common or somewhat common in the area. Similarly, over a third of the individuals socializing at the sites also thought that injection drug use was very or somewhat common in the area.

The target of 200 interviews with IDUs was achieved in all four cities, although oversampling was required in Almaty, Karaganda, and Tashkent. Injection drug use was more common among men than women, and more common in Karaganda and Osh than in Almaty and Tashkent. The proportion of men in the representative sample who injected drugs during the past six months ranged from 5% in Tashkent to 27% in Karaganda. Almost 85% of male IDUs in each city visited the site at least once a week suggesting that the sites identified by this study are excellent places for intervention program. However, the discrepancy between the high levels of key informants who reported that injection drug use occurred in the area and the need to oversample IDUs suggests that some IDUs are still missed by this method. For example, in Tashkent, 95% of key informants reported that they believed injection drug use occurred in the area. Site verification

respondents at approximately 30% of the sites reported that IDUs can be found at their site. However, only 5% of men in the representative sample reported ever injecting drugs and oversampling was necessary to achieve the target number of interviews with 200 IDUs. Individuals could be reluctant to report personal injection drug use despite reassurances that the information they provide would remain confidential. Alternatively, if a substantial proportion of the IDUs were less than 18 years old, they would not have been identified by this assessment because they did not meet the age of eligibility for interview.

Which approach works best to identify areas for the assessment – focus groups, random selection, or the whole city approach?

The focus group units had a higher proportion of sites where people meet new sexual partners and commercial sex workers solicit clients. This high proportion of sites suggests that the focus groups are more efficient than random selection to identify areas more likely to have a higher rate of HIV incidence. The number of sites where injection drug users can be found was not significantly different between focus group units and randomly selected units, suggesting that IDUs require a full city approach to identify these areas. When little information is available about where new sexual partnerships are formed and where injection drug users socialize, the whole city approach should be used when feasible.

Were key informant interviews acceptable in the four assessment cities?

Key informant interviews offer a rapid method for obtaining sensitive data not otherwise available and are especially useful

for obtaining data such as a list of sites that can be verified by other sources. By developing a list of sites from many key informants, the bias from any one individual informant is reduced. In addition, self-presentation bias is minimized by not asking about an individual's own sexual or drug-use behavior (Cantania, 1990). Questions posed to key informants are not difficult to answer and key informants are asked for their own opinion.

A good mix of different types of key informants was interviewed in each city. Key informants from a wide range of occupations and demographic groups were interviewed and this variety is reflected by the number and different types of sites that were reported by the key informants. For example, street and stairwell cleaners were productive key informants for identifying sites where syringes could be seen lying on the ground because their job provided them with knowledge about where used syringes are frequently found.

A high proportion of key informants in each city reported that, in the unit of interview, commercial sex workers solicit clients, injection drug use occurs, and syringes can be found lying on the ground. These reports were substantiated by reports of specific sites where these activities occurred. On average, every key informant named at least one site where each of these activities occurred.

What types of key informants were most productive in naming sites?

Police officers were productive key informants in all units. The most productive key informants for naming sites inside the unit were individuals who lived and worked within the area including dormitory residents, flat owners coop personnel, street

and stairwell cleaners, and sellers and workers in the market. Transportation workers, including taxi drivers, public transportation drivers, and long distance truck drivers, were some of the most productive key informants for naming sites outside the interview unit. These individuals had jobs that required them to move through many different units of the city.

The most productive key informants also varied by activities of interest at the sites. Barmen and waiters, youth, and dormitory residents were some of the most productive key informants for identifying sites where people meet new sexual partners. Police officers and transportation workers were the most productive key informants for identifying sites where commercial sex workers solicit clients. The most productive key informants for identifying where IDUs socialized included healthcare and pharmacy workers and sauna staff. Street and stairwell cleaners, homeless, and flat owners coop personnel were the most productive key informants for identifying sites where used syringes were lying on the ground.

Were a sufficient number of key informant interviews conducted in each of the four cities?

A sufficient number of key informant interviews were performed in Almaty and Karaganda. The proportion of new sites named each day by key informants declined steadily in Almaty and Karaganda. However, by the last day of interviewing, still over 20% of the sites named on that day were new sites.

Conversely, fewer key interviews could have been performed in Osh. The proportion of new sites named each day dropped off sharply after the third day of interviewing and remained low for the remaining days of

key informant interviews. Thus, the target number of interviews for Osh was set too high as the pay off in number of new sites named declined rapidly. Fewer days of key informant interviews could have been performed in Osh with little loss in the number of unique sites identified. However, there were probably very few sites in Osh that were missed by this assessment.

In Tashkent, continuing key informant interviews for a longer period of time would likely have been productive in identifying new unique sites. The proportion of new sites per day leveled around 50% for most of the interview period rather than declining daily as was observed in the other cities. Tashkent has a significantly larger population than the other three cities and therefore would be expected to have notably more unique sites named. On average, individual key informants in Tashkent named substantially more sites than key informants in Almaty, Karaganda, or Osh.

Were site representatives willing to participate in an interview?

The site verification interviews confirmed that key informants reported verifiable places that were in operation. Since so many sites were named in Almaty, Karaganda, and Tashkent, only a subset of sites were visited for verification.

Refusal rates by site representatives were low in Almaty, with approximately 1% of representatives declining an interview. The refusal rates were higher in Karaganda and Tashkent, with 11% and 14% of site representatives, respectively, declining an interview. Participants were reassured that the information they provided would not be provided to city authorities.

Were sites where HIV transmission is likely to occur successfully identified by the PLACE method?

There was concern prior to performing the study about whether site representatives would be reluctant to report behaviors considered socially unacceptable or illegal, such as on-site sex work, injection drug use, alcohol served without a liquor license, or youth coming to the site. Significant underreporting of these activities does not appear to have occurred. There were no refusals specifically for these questions and the extent to which these activities were reported appears quite high. Over three-quarters of respondents in Almaty, Karaganda, and Osh and two-thirds of site representatives in Tashkent reported alcohol consumption at their site although less than 40% of sites were bars, restaurants, nightclubs, or other venues where alcohol is traditionally served. Sex work was reported at approximately a quarter of the sites in Almaty, Karaganda, and Tashkent and over 40% of sites in Osh.

Both key informants and site representatives were asked whether the named site was a place where people meet new sexual partners, where IDUs socialize, where syringes can be found lying on the ground, and where commercial sex workers solicit clients. Comparing these responses is useful. Key informants and site representatives in Almaty most closely agreed with activities at the sites compared to those in the other cities. Site representatives at over 70% of sites in Almaty identified by key informants as sites where people meet new sexual partners reported that people did in fact meet new partners at the site. Similarly, approximately two-thirds of site representatives at sites in Almaty identified as places where IDUs socialize reported that

IDUs did in fact socialize at the site. Conversely, only 30% of site representatives at sites in Almaty not identified by key informants as places where IDUs socialize reported that IDUs did socialize there. Key informants and site representatives had the greatest discord about sites where CSWs solicited clients. In Almaty, Karaganda, and Tashkent, site representatives at approximately 30% of sites identified by key informants as places where CSWs solicit clients confirmed that the activity at the site. This discord could be due to either key informants who over-report or are unfamiliar with activities at the sites they name or a reluctance of the site representative to report that commercial sex work occurs at the site.

The activities that occur at the site as reported by key informants and site representatives were also compared with those reported by individuals socializing at the sites. At over 95% of sites in Almaty, Karaganda, and Osh, and 84% of sites in Tashkent where individual interviews were performed, at least one person reported meeting a new partner at the site regardless of whether key informants or the site representative identified the site as a place of where people meet new sexual partners. However, in Karaganda and Tashkent, the mean number of people who had met a partner at the site was higher at sites identified by key informants and site representatives as places where people meet new sexual partners compared to sites where such activities were not reported to occur.

Among sites identified by key informants and site representatives as places where IDUs socialize, the proportion of sites where at least one injection drug user was interviewed in the representative sample was higher than at sites not identified as places where IDUs socialize. Furthermore, sites

identified as places where IDUs socialized had a higher mean number of IDUs included in the representative sample of socializing patrons compared to sites where IDUs were not reported to socialize. IDUs were included in the representative sample at over two thirds of sites identified as places where IDUs socialize. However, in Tashkent, only a quarter of sites identified by key informants and a third of sites identified by site representatives as places where IDUs socialize had an IDU included in the representative sample of patrons socializing at the sites. This low percentage of IDUs at sites identified as places where IDUs socialize in Tashkent suggests that IDUs in Tashkent might be reluctant to report illegal behavior or that key informants and site representatives are not familiar with the patrons at the sites.

Findings from the study show that there was very high condom use among sex workers, injection drug users, and the general population. How valid is this information?

Face-to-face interviews have been associated with underreporting of risky sexual behavior (Cantania, 1990). Efforts to minimize self-presentation bias included requesting verbal, anonymous informed consent, assuring confidentiality, and designing simple, close-ended questionnaires. Individuals socializing at sites were asked about their condom use, which may have introduced self-presentation bias. However, the direction and extent of bias in the data obtained from individuals socializing at sites is difficult to assess. Self-presentation bias in self-reported sexual behavior data is likely to vary by age, gender, and behavior pattern and is probably impossible to untangle.

In each study city, high rates of condom use were reported by all populations. The proportion of individuals who had a condom with them at the time of the interview was much lower suggesting that some over-reporting of condom use did occur. However, even if an individual was not carrying a condom at the time of the interview, it does not mean that reports of past condom use are not valid.

A high proportion of respondents, including IDUs, reported being tested for HIV in the past 12 months. Do individuals understand what is involved in an HIV test?

The proportion of the study population that reported being tested for HIV in the past 12 months ranged from approximately one quarter in Osh and Tashkent to over half in Almaty. Mandatory HIV testing is no longer required in any of the study cities but had ended less than 12 months prior to the study period. High levels of HIV testing may be partially attributable to the previous mandatory testing requirement. It is also possible that testing for HIV was confused with test for other STIs, such as syphilis, resulting in an over-reporting of HIV testing. Participants in the feedback session suggested that the HIV testing question be modified for the 2003 assessment to help respondents distinguish testing for HIV from tests for other STIs.

Approximately 10% of sites reported ever having any AIDS prevention activities at the site. What types of AIDS prevention activities were offered at these sites?

Site representatives were asked whether any AIDS prevention activities had occurred at

the site during the past 12 months. Reported activities ranged from formal, organized programs such as seminars and lectures to informal, passive distribution of knowledge such as the display of posters and brochures. No distinction was made between educational and informational programs. Intervention groups at the feedback session indicated that such a broad question about intervention programs in the area was not useful to them in determining the coverage of AIDS prevention programs at sites. Participants recommended that this question should contain specifics about local intervention programs operating in the area.

Will the study create danger for commercial sex workers and injection drug users by mapping sites where these individuals can be found?

The PLACE assessments did identify specific sites within each city where illegal activities such as commercial sex work and injection drug use occur, but sufficient information is not available to uniquely identify any individual who participated in the study. Eligibility criteria for key informants, site representatives, and site patrons were intentionally broad to prevent deductive disclosure of identity. Key informants were primarily selected based on whether their occupation (for example, taxi driver, alcohol seller, or student) was the type of occupation that would bring them into contact with individuals likely to have new sexual partners or know what IDUs socialize. An individual was eligible for interview as a site representative if he or she was knowledgeable about the site and its patrons. Anyone socializing at a site, whether a first-time visitor or regular customer, was eligible for interview as a site patron if they met the age criteria. No respondent was asked to provide identifying

information, such as his or her name, address, or occupation at the site.

Names and addresses of sites were collected but will not be released to the public, nor will maps that allow the identification of such sites be released. Full information about sites, including addresses and geographic coordinates, will be released to intervention groups identified by the local principle investigator as organizations that have the capacity to use this information for intervention purposes. Before data are released to an individual from an intervention group, that individual must receive ethical training and sign a confidentiality agreement. Guidelines for the release of PLACE data to intervention groups are being developed.

References

- Cantania J, Gibson D, Chitwood D, Coates T. Methodological problems in AIDS behavioral research: influence on measurement error and participation bias in studies of sexual behavior. *Psychol Bull.* 1990;108:339-362.
- Coetzee N, Matthews C, McCoy D. Partner notification in the management of sexually transmitted diseases – options for South Africa. *S Afr Med J.* 1996;86:1478-1479.
- Coetzee N, Visser H, Mofokeng M, Hennink M. Missed opportunities for partner notification in sexually transmitted disease clinics in Cape Town. *S Afr J Epi Inf.* 1996;11:44-47.
- Egger M, Pauw J, Lopatzidis A, Medrano D, Paccaud F, Smith GD. Promotion of condom use in a high-risk setting in Nicaragua: a randomized controlled trial. *Lancet.* 2000;355:2101-2105.
- Garnett GP, Anderson RM. Sexually transmitted diseases and sexual behavior: insights from mathematical models. *J Infect Dis.* 1996;174(Suppl 2):S150-S161.
- Ghani AC, Donnelly CA, Garnett GP. Sampling biases and missing data in explorations of sexual partner networks for the spread of sexually transmitted diseases. *Stat Med.* 1998;17:2079-2097.
- Jha P, Nagelkerke NJD, Ngugi EN, Prasada Rao JVR, Willbond B, Moses S, Plummer FA. Reducing HIV transmission in developing countries. *Science.* 2001;292:224-225.
- Rhodes T, Ball A, Stimson GV, Kobyshcha Y, Fitch C, Pokrovsky V, Bezruchenko-Novachuk M, Burrows D, Renton A, Andrushchak L. HIV infection associated with drug injecting in newly independent states, eastern Europe: the social and economic context of epidemics. *Addiction.* 1999;94:1323-1336.
- USAID (U.S. Agency for International Development). *USAID/CAR Strategy on HIV/AIDS Prevention in Central Asia 2002-2004.* Almaty: U.S. Agency for International Development, Regional Mission for Central Asia; 2002.
- Weir SS, Pailman C, Mahalela X, Coetzee N, Meidany F, Boerma JT. From people to places: focusing AIDS prevention efforts where it matters most. *AIDS.* 2003;17:985-903.

WHO/UNAIDS (World Health Organization/United Nations Programme on HIV/AIDS). *The Rapid Assessment and Response Guide on Substance Use and Sexual Risk Behaviour*. Geneva, Switzerland: WHO/UNAIDS Substance Abuse Department;1998

Woodhouse DE, Rothenberg RB, Potterat JJ, Darrow WW, Muth SQ, Klovdahl AS, Zimmerman HP, Rogers HL, Maldonado TS, Muth JB, et al. Mapping a social network of heterosexuals at high risk for HIV infection. *AIDS*. 1994;8:1331-1336.

Appendix 1: Additional Tables

Additional tables are divided into three categories:

- **A Tables** provide key informant data;
- **B Tables** give site verification data; and
- **C Tables** offer data from socializing individuals.

A Tables – Key Informant Data

Table A1. Key informant characteristics

| | Almaty | Karaganda | Osh | Tashkent |
|--|---------------|------------------|------------|-----------------|
| Days of key informant interviewing | 6 | 5 | 7 | 9 |
| Number of interviewers | 20 | 26 | 25 | 19 |
| Number of Key informant interviews | 1200 | 900 | 669 | 1206 |
| Number of key informant reports | 4189 | 3140 | 2931 | 5866 |
| Number of sites reported | 857 | 645 | 269 | 1157 |
| Type of key informant (%) | | | | |
| Male | 51.0 | 51.0 | 56.0 | 63.0 |
| Female | 49.0 | 49.0 | 44.0 | 37.0 |
| Age of key informant (%) | | | | |
| 18-19 | 7.0 | 4.7 | 4.0 | 9.5 |
| 20-24 | 21.0 | 16.0 | 14.1 | 22.1 |
| 25-29 | 16.0 | 17.2 | 19.3 | 18.8 |
| 30-34 | 13.0 | 14.8 | 14.5 | 14.2 |
| 35-39 | 12.0 | 13.2 | 17.9 | 11.3 |
| 40+ | 32.0 | 34.1 | 30.2 | 24.1 |
| Believe drug use occurs in unit (%) | 75.0 | 79.0 | 57.0 | 95.0 |
| Has seen syringes in last 4 weeks (%) | 54.0 | 34.0 | 34.0 | 39.0 |
| Reports CSWs solicit customers in unit (%) | 44.0 | 56.0 | 68.0 | 91.0 |
| Number of sites reports in unit | 1,656 | 882 | 1,545 | 1,768 |
| Number of sites reports outside unit | 2,533 | 2,258 | 1,386 | 4,098 |
| % sites reported where people meet new sexual partners | 61.0 | 74.0 | 63.0 | 79.0 |
| % of sites reported where IDUs can be found | 30.0 | 39.0 | 40.0 | 45.0 |
| % of sites reported where syringes can be found | 29.0 | 30.0 | 31.0 | 37.0 |
| % of sites reported where SWs solicit customers | 51.0 | 66.0 | 60.0 | 75.0 |

Table A2. Number of sites named by type of key informant in Almaty

| Type of Key Informant | N | | Mean | Std Dev | Min | Max |
|-------------------------------|-----|-----------------------------|------|---------|-----|-----|
| Taxi Driver | 197 | Sites Named Inside Unit | 1.13 | 0.98 | 0 | 4 |
| | | Sites Named Outside Unit | 2.57 | 1.46 | 0 | 7 |
| | | Total Number of Sites Named | 3.70 | 1.41 | 0 | 9 |
| Public Transportation Driver | 21 | Sites Named Inside Unit | 0.95 | 1.12 | 0 | 4 |
| | | Sites Named Outside Unit | 2.57 | 1.57 | 0 | 5 |
| | | Total Number of Sites Named | 3.52 | 1.33 | 2 | 6 |
| Long Distance Truck Driver | 11 | Sites Named Inside Unit | 1.82 | 1.60 | 0 | 5 |
| | | Sites Named Outside Unit | 1.45 | 1.13 | 0 | 3 |
| | | Total Number of Sites Named | 3.27 | 1.10 | 2 | 6 |
| Sex Worker | 16 | Sites Named Inside Unit | 1.81 | 1.33 | 0 | 4 |
| | | Sites Named Outside Unit | 2.94 | 2.11 | 0 | 6 |
| | | Total Number of Sites Named | 4.75 | 1.44 | 2 | 7 |
| Client of Sex Worker | 7 | Sites Named Inside Unit | 1.43 | 1.13 | 0 | 3 |
| | | Sites Named Outside Unit | 0.86 | 0.90 | 0 | 2 |
| | | Total Number of Sites Named | 2.29 | 0.76 | 1 | 3 |
| NGO Staff | 11 | Sites Named Inside Unit | 1.18 | 1.17 | 0 | 3 |
| | | Sites Named Outside Unit | 2.36 | 1.21 | 0 | 4 |
| | | Total Number of Sites Named | 3.55 | 1.13 | 2 | 5 |
| Police Officer | 27 | Sites Named Inside Unit | 2.04 | 1.26 | 0 | 5 |
| | | Sites Named Outside Unit | 2.41 | 1.62 | 0 | 7 |
| | | Total Number of Sites Named | 4.44 | 1.74 | 2 | 8 |
| Healthcare/Pharmacy Worker | 47 | Sites Named Inside Unit | 1.74 | 1.37 | 0 | 8 |
| | | Sites Named Outside Unit | 1.57 | 1.57 | 0 | 6 |
| | | Total Number of Sites Named | 3.32 | 1.49 | 1 | 8 |
| Mini-Market/Shop Seller | 128 | Sites Named Inside Unit | 1.34 | 1.31 | 0 | 8 |
| | | Sites Named Outside Unit | 1.90 | 1.43 | 0 | 6 |
| | | Total Number of Sites Named | 3.23 | 1.43 | 0 | 8 |
| Sellers and Workers in Market | 42 | Sites Named Inside Unit | 1.12 | 0.99 | 0 | 3 |
| | | Sites Named Outside Unit | 1.79 | 1.02 | 0 | 5 |
| | | Total Number of Sites Named | 2.90 | 1.12 | 1 | 5 |
| Street Vendor | 60 | Sites Named Inside Unit | 1.38 | 1.12 | 0 | 4 |
| | | Sites Named Outside Unit | 1.35 | 1.23 | 0 | 5 |
| | | Total Number of Sites Named | 2.73 | 1.19 | 0 | 6 |
| Barmen/Waiters | 160 | Sites Named Inside Unit | 1.34 | 1.23 | 0 | 6 |
| | | Sites Named Outside Unit | 2.52 | 1.71 | 0 | 8 |
| | | Total Number of Sites Named | 3.86 | 1.46 | 0 | 9 |
| Hotel Staff | 13 | Sites Named Inside Unit | 1.46 | 0.78 | 0 | 3 |
| | | Sites Named Outside Unit | 1.62 | 1.33 | 0 | 3 |
| | | Total Number of Sites Named | 3.08 | 1.04 | 1 | 4 |
| Sauna Staff | 6 | Sites Named Inside Unit | 1.00 | 0.89 | 0 | 2 |
| | | Sites Named Outside Unit | 2.67 | 1.97 | 0 | 6 |
| | | Total Number of Sites Named | 3.67 | 2.25 | 0 | 7 |
| Homeless | 5 | Sites Named Inside Unit | 1.40 | 0.55 | 1 | 2 |
| | | Sites Named Outside Unit | 2.00 | 1.00 | 1 | 3 |
| | | Total Number of Sites Named | 3.40 | 1.14 | 2 | 5 |
| Unemployed | 29 | Sites Named Inside Unit | 1.72 | 1.13 | 0 | 5 |
| | | Sites Named Outside Unit | 1.41 | 1.30 | 0 | 4 |
| | | Total Number of Sites Named | 3.14 | 1.48 | 0 | 6 |
| New Arrivals/Temporary | 9 | Sites Named Inside Unit | 0.67 | 0.87 | 0 | 2 |
| | | Sites Named Outside Unit | 2.00 | 1.00 | 1 | 4 |
| | | Total Number of Sites Named | 2.67 | 1.12 | 1 | 5 |
| Street and Stairwell Cleaners | 21 | Sites Named Inside Unit | 1.86 | 1.01 | 0 | 4 |
| | | Sites Named Outside Unit | 0.90 | 0.94 | 0 | 3 |
| | | Total Number of Sites Named | 2.76 | 1.37 | 0 | 5 |

| Type of Key Informant | N | | Mean | Std Dev | Min | Max |
|------------------------------|----------|-----------------------------|-------------|----------------|------------|------------|
| Flat Owners Coop Personnel | 33 | Sites Named Inside Unit | 1.91 | 1.61 | 0 | 6 |
| | | Sites Named Outside Unit | 1.85 | 1.75 | 0 | 6 |
| | | Total Number of Sites Named | 3.76 | 1.60 | 1 | 7 |
| Youth | 132 | Sites Named Inside Unit | 1.12 | 1.08 | 0 | 5 |
| | | Sites Named Outside Unit | 2.89 | 1.70 | 0 | 9 |
| | | Total Number of Sites Named | 4.02 | 1.62 | 0 | 10 |
| Dormitory Resident | 21 | Sites Named Inside Unit | 1.19 | 0.93 | 0 | 4 |
| | | Sites Named Outside Unit | 1.95 | 1.86 | 0 | 7 |
| | | Total Number of Sites Named | 3.14 | 1.56 | 2 | 7 |
| Resident of Area | 176 | Sites Named Inside Unit | 1.64 | 1.31 | 0 | 6 |
| | | Sites Named Outside Unit | 1.66 | 1.55 | 0 | 10 |
| | | Total Number of Sites Named | 3.30 | 1.59 | 0 | 10 |
| Other | 28 | Sites Named Inside Unit | 1.39 | 1.17 | 0 | 4 |
| | | Sites Named Outside Unit | 2.00 | 2.02 | 0 | 7 |
| | | Total Number of Sites Named | 3.39 | 1.79 | 0 | 8 |
| Total | 1200 | Sites Named Inside Unit | 1.35 | 1.21 | 0 | 8 |
| | | Sites Named Outside Unit | 2.13 | 1.62 | 0 | 10 |
| | | Total Number of Sites Named | 3.51 | 1.52 | 0 | 10 |

Table A3. Number of sites named by type of key informant and type of site in Almaty

| Type of Key Informant | N | Type of Site | Mean | Std Dev | Min | Max |
|-------------------------------|-----|---------------------------------|------|---------|-----|-----|
| Taxi Driver | 196 | People Meet New Sexual Partners | 2.35 | 1.40 | 0 | 7 |
| | | IDUs Socialize | 1.01 | 1.22 | 0 | 6 |
| | | Syringes Lying on Ground | 0.92 | 1.12 | 0 | 6 |
| | | CSW Solicit Clients | 2.30 | 1.07 | 0 | 7 |
| Public Transportation Driver | 21 | People Meet New Sexual Partners | 2.67 | 1.32 | 0 | 5 |
| | | IDUs Socialize | 1.10 | 1.55 | 0 | 6 |
| | | Syringes Lying on Ground | 1.19 | 1.29 | 0 | 4 |
| | | CSW Solicit Clients | 2.14 | 1.28 | 0 | 4 |
| Long Distance Truck Driver | 10 | People Meet New Sexual Partners | 1.90 | 1.10 | 0 | 3 |
| | | IDUs Socialize | 0.70 | 0.82 | 0 | 2 |
| | | Syringes Lying on Ground | 1.50 | 1.18 | 0 | 4 |
| | | CSW Solicit Clients | 2.30 | 0.95 | 1 | 4 |
| Sex Worker | 16 | People Meet New Sexual Partners | 3.44 | 1.50 | 1 | 6 |
| | | IDUs Socialize | 0.44 | 0.73 | 0 | 2 |
| | | Syringes Lying on Ground | 1.06 | 0.85 | 0 | 3 |
| | | CSW Solicit Clients | 3.63 | 1.75 | 1 | 6 |
| Client of Sex Worker | 7 | People Meet New Sexual Partners | 1.71 | 0.49 | 1 | 2 |
| | | IDUs Socialize | 0.57 | 0.53 | 0 | 1 |
| | | Syringes Lying on Ground | 0.43 | 0.53 | 0 | 1 |
| | | CSW Solicit Clients | 1.71 | 0.49 | 1 | 2 |
| NGO Staff | 11 | People Meet New Sexual Partners | 2.18 | 1.17 | 0 | 4 |
| | | IDUs Socialize | 1.18 | 0.87 | 0 | 3 |
| | | Syringes Lying on Ground | 1.36 | 1.12 | 0 | 4 |
| | | CSW Solicit Clients | 2.09 | 0.94 | 1 | 4 |
| Police Officer | 27 | People Meet New Sexual Partners | 2.52 | 1.58 | 0 | 6 |
| | | IDUs Socialize | 1.22 | 1.15 | 0 | 4 |
| | | Syringes Lying on Ground | 1.26 | 1.06 | 0 | 3 |
| | | CSW Solicit Clients | 2.59 | 1.34 | 1 | 6 |
| Healthcare/Pharmacy Worker | 47 | People Meet New Sexual Partners | 1.83 | 1.15 | 0 | 4 |
| | | IDUs Socialize | 1.17 | 1.15 | 0 | 5 |
| | | Syringes Lying on Ground | 1.11 | 1.05 | 0 | 5 |
| | | CSW Solicit Clients | 1.40 | 0.92 | 0 | 4 |
| Mini-Markert/Shop Seller | 127 | People Meet New Sexual Partners | 1.98 | 1.32 | 0 | 5 |
| | | IDUs Socialize | 0.98 | 1.21 | 0 | 5 |
| | | Syringes Lying on Ground | 0.96 | 1.00 | 0 | 5 |
| | | CSW Solicit Clients | 1.57 | 1.22 | 0 | 6 |
| Sellers and Workers in Market | 42 | People Meet New Sexual Partners | 1.55 | 1.21 | 0 | 4 |
| | | IDUs Socialize | 1.21 | 1.24 | 0 | 4 |
| | | Syringes Lying on Ground | 1.02 | 1.09 | 0 | 4 |
| | | CSW Solicit Clients | 1.64 | 0.82 | 0 | 4 |
| Street Vendor | 60 | People Meet New Sexual Partners | 1.43 | 1.25 | 0 | 6 |
| | | IDUs Socialize | 0.92 | 0.87 | 0 | 4 |
| | | Syringes Lying on Ground | 0.92 | 0.89 | 0 | 4 |
| | | CSW Solicit Clients | 1.35 | 1.12 | 0 | 6 |
| Barmen/Waiters | 156 | People Meet New Sexual Partners | 2.69 | 1.45 | 0 | 9 |
| | | IDUs Socialize | 0.92 | 1.08 | 0 | 4 |
| | | Syringes Lying on Ground | 0.69 | 0.85 | 0 | 3 |
| | | CSW Solicit Clients | 2.04 | 1.13 | 0 | 6 |
| Hotel Staff | 13 | People Meet New Sexual Partners | 2.31 | 1.32 | 0 | 4 |
| | | IDUs Socialize | 1.00 | 1.15 | 0 | 4 |
| | | Syringes Lying on Ground | 1.08 | 1.12 | 0 | 4 |
| | | CSW Solicit Clients | 2.00 | 1.15 | 1 | 4 |

| Type of Key Informant | N | Type of Site | Mean | Std Dev | Min | Max |
|-------------------------------|------|---------------------------------|------|---------|-----|-----|
| Sauna Staff | 6 | People Meet New Sexual Partners | 2.50 | 1.97 | 0 | 6 |
| | | IDUs Socialize | 1.50 | 1.52 | 0 | 4 |
| | | Syringes Lying on Ground | 1.17 | 0.98 | 0 | 2 |
| | | CSW Solicit Clients | 1.83 | 1.17 | 0 | 3 |
| Homeless | 5 | People Meet New Sexual Partners | 1.60 | 1.95 | 0 | 5 |
| | | IDUs Socialize | 1.00 | 1.00 | 0 | 2 |
| | | Syringes Lying on Ground | 1.40 | 1.14 | 0 | 3 |
| | | CSW Solicit Clients | 1.40 | 1.52 | 0 | 4 |
| Unemployed | 29 | People Meet New Sexual Partners | 1.55 | 1.18 | 0 | 5 |
| | | IDUs Socialize | 1.55 | 1.70 | 0 | 7 |
| | | Syringes Lying on Ground | 1.69 | 1.56 | 0 | 7 |
| | | CSW Solicit Clients | 1.38 | 1.01 | 0 | 4 |
| New Arrivals/Temporary | 9 | People Meet New Sexual Partners | 1.78 | 1.20 | 0 | 3 |
| | | IDUs Socialize | 0.56 | 0.53 | 0 | 1 |
| | | Syringes Lying on Ground | 0.44 | 1.01 | 0 | 3 |
| | | CSW Solicit Clients | 1.44 | 1.01 | 0 | 3 |
| Street and Stairwell Cleaners | 21 | People Meet New Sexual Partners | 0.95 | 1.02 | 0 | 3 |
| | | IDUs Socialize | 0.95 | 0.74 | 0 | 3 |
| | | Syringes Lying on Ground | 1.38 | 0.86 | 0 | 3 |
| | | CSW Solicit Clients | 0.67 | 0.80 | 0 | 3 |
| Flat Owners Coop Personnel | 33 | People Meet New Sexual Partners | 1.48 | 1.60 | 0 | 6 |
| | | IDUs Socialize | 1.61 | 1.71 | 0 | 8 |
| | | Syringes Lying on Ground | 1.39 | 1.22 | 0 | 4 |
| | | CSW Solicit Clients | 1.27 | 1.15 | 0 | 3 |
| Youth | 131 | People Meet New Sexual Partners | 2.65 | 1.53 | 0 | 9 |
| | | IDUs Socialize | 0.88 | 0.95 | 0 | 5 |
| | | Syringes Lying on Ground | 0.91 | 0.89 | 0 | 4 |
| | | CSW Solicit Clients | 1.73 | 1.20 | 0 | 7 |
| Dormitory Resident | 21 | People Meet New Sexual Partners | 1.90 | 1.45 | 0 | 5 |
| | | IDUs Socialize | 0.90 | 1.04 | 0 | 3 |
| | | Syringes Lying on Ground | 0.62 | 0.86 | 0 | 3 |
| | | CSW Solicit Clients | 1.38 | 0.97 | 0 | 3 |
| Resident of Area | 176 | People Meet New Sexual Partners | 1.72 | 1.49 | 0 | 7 |
| | | IDUs Socialize | 1.14 | 1.06 | 0 | 6 |
| | | Syringes Lying on Ground | 1.18 | 0.90 | 0 | 4 |
| | | CSW Solicit Clients | 1.48 | 1.15 | 0 | 5 |
| Other | 28 | People Meet New Sexual Partners | 2.00 | 1.59 | 0 | 6 |
| | | IDUs Socialize | 1.50 | 1.64 | 0 | 8 |
| | | Syringes Lying on Ground | 1.07 | 0.94 | 0 | 3 |
| | | CSW Solicit Clients | 1.89 | 1.64 | 0 | 7 |
| Total | 1192 | People Meet New Sexual Partners | 1.12 | 1.47 | 0 | 9 |
| | | IDUs Socialize | 1.04 | 1.16 | 0 | 8 |
| | | Syringes Lying on Ground | 1.00 | 1.02 | 0 | 7 |
| | | CSW Solicit Clients | 1.79 | 1.21 | 0 | 7 |

Table A4. Number of sites named by type of key informant in Karaganda

| Type of Key Informant | N | | Mean | Std Dev | Min | Max |
|-------------------------------|----------|-----------------------------|-------------|----------------|------------|------------|
| Taxi Driver | 121 | Sites Named Inside Unit | 0.92 | 0.97 | 0 | 4 |
| | | Sites Named Outside Unit | 3.02 | 1.58 | 0 | 9 |
| | | Total Number of Sites Named | 3.94 | 1.51 | 1 | 10 |
| Public Transportation Driver | 32 | Sites Named Inside Unit | 0.94 | 0.72 | 0 | 3 |
| | | Sites Named Outside Unit | 2.38 | 1.18 | 0 | 5 |
| | | Total Number of Sites Named | 3.31 | 0.86 | 1 | 5 |
| Long Distance Truck Driver | 9 | Sites Named Inside Unit | 0.67 | 0.71 | 0 | 2 |
| | | Sites Named Outside Unit | 1.56 | 0.88 | 0 | 3 |
| | | Total Number of Sites Named | 2.22 | 1.20 | 1 | 4 |
| Sex Worker | 5 | Sites Named Inside Unit | 0.40 | 0.89 | 0 | 2 |
| | | Sites Named Outside Unit | 4.00 | 1.58 | 2 | 6 |
| | | Total Number of Sites Named | 4.40 | 1.14 | 3 | 6 |
| Client of Sex Worker | 6 | Sites Named Inside Unit | 0.17 | 0.41 | 0 | 1 |
| | | Sites Named Outside Unit | 3.67 | 1.51 | 1 | 5 |
| | | Total Number of Sites Named | 3.83 | 1.72 | 1 | 6 |
| Injection Drug User | 17 | Sites Named Inside Unit | 0.94 | 0.75 | 0 | 2 |
| | | Sites Named Outside Unit | 2.29 | 1.36 | 0 | 5 |
| | | Total Number of Sites Named | 3.24 | 1.09 | 1 | 5 |
| NGO Staff | 15 | Sites Named Inside Unit | 0.80 | 1.08 | 0 | 3 |
| | | Sites Named Outside Unit | 2.67 | 1.95 | 0 | 8 |
| | | Total Number of Sites Named | 3.47 | 1.68 | 2 | 8 |
| Police Officer | 33 | Sites Named Inside Unit | 0.88 | 0.99 | 0 | 3 |
| | | Sites Named Outside Unit | 3.03 | 1.74 | 0 | 8 |
| | | Total Number of Sites Named | 3.91 | 1.53 | 2 | 8 |
| Healthcare/Pharmacy Worker | 52 | Sites Named Inside Unit | 0.79 | 0.98 | 0 | 3 |
| | | Sites Named Outside Unit | 2.56 | 1.92 | 0 | 9 |
| | | Total Number of Sites Named | 3.35 | 1.53 | 1 | 9 |
| Mini-Markert/Shop Seller | 65 | Sites Named Inside Unit | 0.85 | 0.87 | 0 | 3 |
| | | Sites Named Outside Unit | 2.52 | 1.38 | 0 | 7 |
| | | Total Number of Sites Named | 3.37 | 1.22 | 1 | 7 |
| Sellers and Workers in Market | 39 | Sites Named Inside Unit | 1.18 | 1.19 | 0 | 4 |
| | | Sites Named Outside Unit | 2.13 | 1.59 | 0 | 6 |
| | | Total Number of Sites Named | 3.31 | 1.24 | 1 | 6 |
| Street Vendor | 37 | Sites Named Inside Unit | 1.05 | 1.03 | 0 | 4 |
| | | Sites Named Outside Unit | 2.08 | 1.48 | 0 | 7 |
| | | Total Number of Sites Named | 3.14 | 1.21 | 1 | 8 |
| Barmen/Waiters | 63 | Sites Named Inside Unit | 1.17 | 1.07 | 0 | 4 |
| | | Sites Named Outside Unit | 2.65 | 1.53 | 0 | 8 |
| | | Total Number of Sites Named | 3.83 | 1.36 | 2 | 8 |
| Hotel Staff | 19 | Sites Named Inside Unit | 0.63 | 0.76 | 0 | 3 |
| | | Sites Named Outside Unit | 3.21 | 1.69 | 1 | 7 |
| | | Total Number of Sites Named | 3.84 | 2.01 | 2 | 9 |
| Sauna Staff | 26 | Sites Named Inside Unit | 1.08 | 0.93 | 0 | 3 |
| | | Sites Named Outside Unit | 2.31 | 1.52 | 0 | 7 |
| | | Total Number of Sites Named | 3.38 | 1.47 | 2 | 7 |
| Unemployed | 32 | Sites Named Inside Unit | 1.28 | 1.14 | 0 | 4 |
| | | Sites Named Outside Unit | 2.50 | 1.92 | 0 | 8 |
| | | Total Number of Sites Named | 3.78 | 1.88 | 1 | 9 |
| Street Cleaners | 40 | Sites Named Inside Unit | 1.15 | 1.05 | 0 | 3 |
| | | Sites Named Outside Unit | 2.08 | 1.80 | 0 | 8 |
| | | Total Number of Sites Named | 3.23 | 1.62 | 1 | 8 |
| Stairwell Cleaner | 25 | Sites Named Inside Unit | 1.32 | 1.11 | 0 | 4 |
| | | Sites Named Outside Unit | 1.76 | 1.74 | 0 | 8 |
| | | Total Number of Sites Named | 3.08 | 1.61 | 1 | 8 |

| Type of Key Informant | N | | Mean | Std Dev | Min | Max |
|------------------------------|----------|-----------------------------|-------------|----------------|------------|------------|
| Flat Owners Coop Personnel | 48 | Sites Named Inside Unit | 1.25 | 1.14 | 0 | 4 |
| | | Sites Named Outside Unit | 2.19 | 1.63 | 0 | 9 |
| | | Total Number of Sites Named | 3.44 | 1.43 | 1 | 9 |
| Youth | 92 | Sites Named Inside Unit | 0.68 | 0.84 | 0 | 3 |
| | | Sites Named Outside Unit | 2.87 | 1.68 | 0 | 8 |
| | | Total Number of Sites Named | 3.55 | 1.44 | 1 | 8 |
| Dormitory Resident | 9 | Sites Named Inside Unit | 1.44 | 1.24 | 0 | 3 |
| | | Sites Named Outside Unit | 2.44 | 1.88 | 0 | 5 |
| | | Total Number of Sites Named | 3.89 | 1.83 | 2 | 8 |
| Resident of Area | 105 | Sites Named Inside Unit | 1.13 | 1.16 | 0 | 5 |
| | | Sites Named Outside Unit | 2.18 | 1.28 | 0 | 6 |
| | | Total Number of Sites Named | 3.31 | 1.33 | 1 | 8 |
| Other | 10 | Sites Named Inside Unit | 0.60 | 0.84 | 0 | 2 |
| | | Sites Named Outside Unit | 2.20 | 1.75 | 1 | 5 |
| | | Total Number of Sites Named | 2.80 | 1.40 | 1 | 5 |
| Total | 900 | Sites Named Inside Unit | 0.98 | 1.01 | 0 | 5 |
| | | Sites Named Outside Unit | 2.52 | 1.62 | 0 | 9 |
| | | Total Number of Sites Named | 3.50 | 1.46 | 1 | 10 |

Table A5. Number of sites named by type of key informant and type of site in Karaganda

| Type of Key Informant | N | Type of Site | Mean | Std Dev | Min | Max |
|-------------------------------|-----|---------------------------------|------|---------|-----|-----|
| Taxi Driver | 120 | People Meet New Sexual Partners | 2.86 | 1.50 | 0 | 8 |
| | | IDUs Socialize | 1.54 | 1.45 | 0 | 7 |
| | | Syringes Lying on Ground | 1.07 | 1.22 | 0 | 6 |
| | | CSW Solicit Clients | 2.88 | 1.28 | 0 | 7 |
| Public Transportation Driver | 32 | People Meet New Sexual Partners | 2.53 | 1.08 | 1 | 5 |
| | | IDUs Socialize | 1.03 | 1.20 | 0 | 4 |
| | | Syringes Lying on Ground | 1.13 | 1.16 | 0 | 4 |
| | | CSW Solicit Clients | 2.41 | 1.04 | 0 | 5 |
| Long Distance Truck Driver | 9 | People Meet New Sexual Partners | 1.33 | 1.00 | 0 | 3 |
| | | IDUs Socialize | 1.00 | 1.50 | 0 | 4 |
| | | Syringes Lying on Ground | 0.89 | 1.54 | 0 | 4 |
| | | CSW Solicit Clients | 1.33 | 0.87 | 0 | 2 |
| Sex Worker | 5 | People Meet New Sexual Partners | 2.40 | 1.14 | 1 | 4 |
| | | IDUs Socialize | 1.20 | 0.84 | 0 | 2 |
| | | Syringes Lying on Ground | 1.00 | 1.00 | 0 | 2 |
| | | CSW Solicit Clients | 2.60 | 0.89 | 2 | 4 |
| Client of Sex Worker | 6 | People Meet New Sexual Partners | 3.17 | 1.17 | 1 | 4 |
| | | IDUs Socialize | 0.83 | 1.60 | 0 | 4 |
| | | Syringes Lying on Ground | 0.83 | 1.60 | 0 | 4 |
| | | CSW Solicit Clients | 3.17 | 1.33 | 1 | 5 |
| Injection Drug User | 17 | People Meet New Sexual Partners | 1.59 | 1.37 | 0 | 5 |
| | | IDUs Socialize | 1.53 | 1.18 | 0 | 4 |
| | | Syringes Lying on Ground | 1.47 | 1.18 | 0 | 4 |
| | | CSW Solicit Clients | 1.82 | 1.07 | 0 | 4 |
| NGO Staff | 15 | People Meet New Sexual Partners | 2.13 | 0.99 | 1 | 4 |
| | | IDUs Socialize | 0.93 | 0.88 | 0 | 3 |
| | | Syringes Lying on Ground | 0.73 | 0.96 | 0 | 3 |
| | | CSW Solicit Clients | 2.40 | 1.12 | 0 | 5 |
| Police Officer | 33 | People Meet New Sexual Partners | 2.79 | 1.11 | 0 | 5 |
| | | IDUs Socialize | 1.33 | 1.22 | 0 | 4 |
| | | Syringes Lying on Ground | 1.15 | 1.23 | 0 | 4 |
| | | CSW Solicit Clients | 2.85 | 1.25 | 0 | 6 |
| Healthcare/Pharmacy Worker | 52 | People Meet New Sexual Partners | 2.25 | 1.48 | 0 | 9 |
| | | IDUs Socialize | 1.54 | 1.41 | 0 | 6 |
| | | Syringes Lying on Ground | 1.29 | 1.27 | 0 | 6 |
| | | CSW Solicit Clients | 2.06 | 1.21 | 0 | 6 |
| Mini-Markert/Shop Seller | 65 | People Meet New Sexual Partners | 2.48 | 1.16 | 0 | 6 |
| | | IDUs Socialize | 1.18 | 1.21 | 0 | 4 |
| | | Syringes Lying on Ground | 0.91 | 1.03 | 0 | 4 |
| | | CSW Solicit Clients | 2.11 | 1.17 | 0 | 6 |
| Sellers and Workers in Market | 39 | People Meet New Sexual Partners | 2.33 | 1.20 | 0 | 6 |
| | | IDUs Socialize | 1.15 | 0.87 | 0 | 4 |
| | | Syringes Lying on Ground | 0.82 | 0.82 | 0 | 4 |
| | | CSW Solicit Clients | 2.21 | 1.13 | 0 | 4 |
| Street Vendor | 37 | People Meet New Sexual Partners | 2.24 | 1.16 | 0 | 5 |
| | | IDUs Socialize | 1.22 | 1.16 | 0 | 4 |
| | | Syringes Lying on Ground | 0.89 | 1.13 | 0 | 4 |
| | | CSW Solicit Clients | 1.86 | 1.11 | 0 | 4 |
| Barmen/Waiters | 63 | People Meet New Sexual Partners | 3.14 | 1.20 | 1 | 8 |
| | | IDUs Socialize | 1.48 | 1.39 | 0 | 5 |
| | | Syringes Lying on Ground | 1.05 | 1.25 | 0 | 5 |
| | | CSW Solicit Clients | 2.62 | 1.37 | 0 | 6 |

| Type of Key Informant | N | Type of Site | Mean | Std Dev | Min | Max |
|----------------------------|-----|---------------------------------|------|---------|-----|-----|
| Hotel Staff | 19 | People Meet New Sexual Partners | 2.84 | 1.26 | 1 | 6 |
| | | IDUs Socialize | 1.21 | 1.44 | 0 | 4 |
| | | Syringes Lying on Ground | 1.00 | 1.25 | 0 | 4 |
| | | CSW Solicit Clients | 2.26 | 1.10 | 1 | 5 |
| Sauna Staff | 26 | People Meet New Sexual Partners | 2.54 | 1.36 | 1 | 7 |
| | | IDUs Socialize | 0.96 | 1.15 | 0 | 5 |
| | | Syringes Lying on Ground | 0.77 | 0.99 | 0 | 4 |
| | | CSW Solicit Clients | 2.15 | 1.29 | 0 | 6 |
| Unemployed | 32 | People Meet New Sexual Partners | 2.72 | 1.42 | 1 | 7 |
| | | IDUs Socialize | 1.34 | 1.15 | 0 | 5 |
| | | Syringes Lying on Ground | 1.16 | 1.27 | 0 | 5 |
| | | CSW Solicit Clients | 2.25 | 1.44 | 0 | 5 |
| Street Cleaners | 40 | People Meet New Sexual Partners | 2.15 | 1.31 | 0 | 6 |
| | | IDUs Socialize | 1.58 | 1.53 | 0 | 7 |
| | | Syringes Lying on Ground | 1.33 | 1.46 | 0 | 7 |
| | | CSW Solicit Clients | 1.93 | 1.46 | 0 | 7 |
| Stairwell Cleaner | 25 | People Meet New Sexual Partners | 2.24 | 1.56 | 0 | 6 |
| | | IDUs Socialize | 1.40 | 1.38 | 0 | 5 |
| | | Syringes Lying on Ground | 1.20 | 1.38 | 0 | 5 |
| | | CSW Solicit Clients | 2.04 | 1.57 | 0 | 6 |
| Flat Owners Coop Personnel | 48 | People Meet New Sexual Partners | 2.60 | 1.53 | 0 | 8 |
| | | IDUs Socialize | 1.35 | 1.67 | 0 | 9 |
| | | Syringes Lying on Ground | 1.31 | 1.65 | 0 | 9 |
| | | CSW Solicit Clients | 2.38 | 1.39 | 0 | 8 |
| Youth | 91 | People Meet New Sexual Partners | 2.85 | 1.44 | 0 | 8 |
| | | IDUs Socialize | 1.20 | 1.19 | 0 | 5 |
| | | Syringes Lying on Ground | 0.80 | 0.97 | 0 | 3 |
| | | CSW Solicit Clients | 2.00 | 1.32 | 0 | 5 |
| Dormitory Resident | 9 | People Meet New Sexual Partners | 3.22 | 1.09 | 2 | 5 |
| | | IDUs Socialize | 1.67 | 1.32 | 0 | 4 |
| | | Syringes Lying on Ground | 1.00 | 1.00 | 0 | 3 |
| | | CSW Solicit Clients | 3.33 | 1.66 | 2 | 7 |
| Resident of Area | 105 | People Meet New Sexual Partners | 2.50 | 1.39 | 0 | 10 |
| | | IDUs Socialize | 1.24 | 1.33 | 0 | 7 |
| | | Syringes Lying on Ground | 0.96 | 1.18 | 0 | 5 |
| | | CSW Solicit Clients | 2.06 | 1.44 | 0 | 10 |
| Other | 10 | People Meet New Sexual Partners | 1.90 | 1.60 | 0 | 5 |
| | | IDUs Socialize | 1.20 | 1.40 | 0 | 3 |
| | | Syringes Lying on Ground | 1.10 | 1.29 | 0 | 3 |
| | | CSW Solicit Clients | 1.80 | 0.92 | 1 | 4 |
| Total | 898 | People Meet New Sexual Partners | 2.57 | 1.38 | 0 | 10 |
| | | IDUs Socialize | 1.32 | 1.32 | 0 | 9 |
| | | Syringes Lying on Ground | 1.03 | 1.20 | 0 | 9 |
| | | CSW Solicit Clients | 2.28 | 1.33 | 0 | 10 |

Table A6. Number of sites named by type of key informant in Osh

| Type of Key Informant | N | | Mean | Std Dev | Min | Max |
|-------------------------------|----------|-----------------------------|-------------|----------------|------------|------------|
| Taxi Driver | 115 | Sites Named Inside Unit | 2.51 | 1.73 | 0 | 8 |
| | | Sites Named Outside Unit | 1.87 | 1.55 | 0 | 7 |
| | | Total Number of Sites Named | 4.38 | 1.78 | 1 | 11 |
| Public Transportation Driver | 7 | Sites Named Inside Unit | 3.71 | 1.38 | 2 | 6 |
| | | Sites Named Outside Unit | 0.86 | 0.90 | 0 | 2 |
| | | Total Number of Sites Named | 4.57 | 1.81 | 3 | 8 |
| Long Distance Truck Driver | 3 | Sites Named Inside Unit | 3.33 | 2.52 | 1 | 6 |
| | | Sites Named Outside Unit | 3.00 | 1.00 | 2 | 4 |
| | | Total Number of Sites Named | 6.33 | 1.53 | 5 | 8 |
| NGO Staff | 10 | Sites Named Inside Unit | 1.20 | 1.32 | 0 | 4 |
| | | Sites Named Outside Unit | 3.00 | 1.41 | 1 | 5 |
| | | Total Number of Sites Named | 4.20 | 1.14 | 3 | 6 |
| Police Officer | 25 | Sites Named Inside Unit | 2.16 | 1.72 | 0 | 7 |
| | | Sites Named Outside Unit | 2.72 | 1.86 | 0 | 7 |
| | | Total Number of Sites Named | 4.88 | 1.90 | 3 | 10 |
| Healthcare/Pharmacy Worker | 11 | Sites Named Inside Unit | 2.91 | 2.07 | 0 | 8 |
| | | Sites Named Outside Unit | 1.73 | 1.90 | 0 | 6 |
| | | Total Number of Sites Named | 4.64 | 2.34 | 2 | 9 |
| Mini-Markert/Shop Seller | 32 | Sites Named Inside Unit | 2.31 | 1.96 | 0 | 8 |
| | | Sites Named Outside Unit | 2.16 | 1.55 | 0 | 6 |
| | | Total Number of Sites Named | 4.47 | 2.00 | 1 | 10 |
| Sellers and Workers in Market | 34 | Sites Named Inside Unit | 2.97 | 1.87 | 0 | 6 |
| | | Sites Named Outside Unit | 1.88 | 1.27 | 0 | 4 |
| | | Total Number of Sites Named | 4.85 | 1.91 | 2 | 9 |
| Street Vendor | 37 | Sites Named Inside Unit | 2.05 | 1.08 | 0 | 4 |
| | | Sites Named Outside Unit | 2.16 | 1.62 | 0 | 6 |
| | | Total Number of Sites Named | 4.22 | 1.78 | 1 | 8 |
| Barmen/Waiters | 55 | Sites Named Inside Unit | 2.47 | 1.51 | 0 | 6 |
| | | Sites Named Outside Unit | 2.00 | 1.43 | 0 | 6 |
| | | Total Number of Sites Named | 4.47 | 1.69 | 1 | 9 |
| Hotel Staff | 18 | Sites Named Inside Unit | 1.83 | 1.79 | 0 | 6 |
| | | Sites Named Outside Unit | 2.78 | 1.63 | 1 | 8 |
| | | Total Number of Sites Named | 4.61 | 2.06 | 2 | 10 |
| Sauna Staff | 35 | Sites Named Inside Unit | 2.86 | 1.63 | 0 | 8 |
| | | Sites Named Outside Unit | 2.23 | 1.77 | 0 | 7 |
| | | Total Number of Sites Named | 5.09 | 1.96 | 2 | 10 |
| Homeless | 21 | Sites Named Inside Unit | 2.24 | 1.41 | 0 | 4 |
| | | Sites Named Outside Unit | 1.48 | 1.57 | 0 | 5 |
| | | Total Number of Sites Named | 3.71 | 1.10 | 2 | 6 |
| Unemployed | 36 | Sites Named Inside Unit | 1.72 | 1.41 | 0 | 4 |
| | | Sites Named Outside Unit | 2.22 | 1.27 | 0 | 4 |
| | | Total Number of Sites Named | 3.94 | 1.17 | 1 | 7 |
| New Arrivals/Temporary | 3 | Sites Named Inside Unit | 1.67 | 1.15 | 1 | 3 |
| | | Sites Named Outside Unit | 3.00 | 0.00 | 3 | 3 |
| | | Total Number of Sites Named | 4.67 | 1.15 | 4 | 6 |
| Street Cleaners | 10 | Sites Named Inside Unit | 2.20 | 1.69 | 0 | 5 |
| | | Sites Named Outside Unit | 1.20 | 1.40 | 0 | 4 |
| | | Total Number of Sites Named | 3.40 | 1.71 | 1 | 6 |
| Stairwell Cleaners | 7 | Sites Named Inside Unit | 2.57 | 1.51 | 1 | 4 |
| | | Sites Named Outside Unit | 1.14 | 1.21 | 0 | 3 |
| | | Total Number of Sites Named | 3.71 | 1.60 | 1 | 6 |
| Flat Owners Coop Personnel | 19 | Sites Named Inside Unit | 2.47 | 1.87 | 0 | 7 |
| | | Sites Named Outside Unit | 2.11 | 1.33 | 0 | 5 |
| | | Total Number of Sites Named | 4.58 | 1.95 | 2 | 9 |

| Type of Key Informant | N | | Mean | Std Dev | Min | Max |
|------------------------------|----------|-----------------------------|-------------|----------------|------------|------------|
| Youth | 76 | Sites Named Inside Unit | 1.99 | 1.50 | 0 | 6 |
| | | Sites Named Outside Unit | 2.25 | 1.43 | 0 | 6 |
| | | Total Number of Sites Named | 4.24 | 1.62 | 0 | 9 |
| Dormitory Resident | 29 | Sites Named Inside Unit | 2.97 | 1.45 | 0 | 5 |
| | | Sites Named Outside Unit | 2.28 | 1.69 | 0 | 8 |
| | | Total Number of Sites Named | 5.24 | 1.98 | 2 | 10 |
| Resident of Area | 83 | Sites Named Inside Unit | 1.83 | 1.44 | 0 | 6 |
| | | Sites Named Outside Unit | 2.35 | 1.53 | 0 | 7 |
| | | Total Number of Sites Named | 4.18 | 1.98 | 0 | 10 |
| Other | 3 | Sites Named Inside Unit | 3.33 | 1.15 | 2 | 4 |
| | | Sites Named Outside Unit | 1.33 | 1.15 | 0 | 2 |
| | | Total Number of Sites Named | 4.67 | 1.15 | 4 | 6 |
| Total | 669 | Sites Named Inside Unit | 2.31 | 1.63 | 0 | 8 |
| | | Sites Named Outside Unit | 2.11 | 1.54 | 0 | 8 |
| | | Total Number of Sites Named | 4.42 | 1.80 | 0 | 11 |

Table A7. Number of Sites Named by Type of Key Informant and Type of Site in Osh

| Type of Key Informant | N | Type of Site | Mean | Std Dev | Min | Max |
|-------------------------------|----------|---------------------------------|-------------|----------------|------------|------------|
| Taxi Driver | 115 | People Meet New Sexual Partners | 2.47 | 1.52 | 0 | 7 |
| | | IDUs Socialize | 1.68 | 1.51 | 0 | 6 |
| | | Syringes Lying on Ground | 1.32 | 1.40 | 0 | 5 |
| | | CSW Solicit Clients | 2.46 | 1.71 | 0 | 9 |
| Public Transportation Driver | 7 | People Meet New Sexual Partners | 2.14 | 1.35 | 0 | 4 |
| | | IDUs Socialize | 2.71 | 1.60 | 1 | 5 |
| | | Syringes Lying on Ground | 3.14 | 1.68 | 1 | 6 |
| | | CSW Solicit Clients | 2.00 | 2.08 | 0 | 6 |
| Long Distance Truck Driver | 3 | People Meet New Sexual Partners | 4.33 | 0.58 | 4 | 5 |
| | | IDUs Socialize | 3.00 | 1.73 | 2 | 5 |
| | | Syringes Lying on Ground | 3.00 | 1.00 | 2 | 4 |
| | | CSW Solicit Clients | 4.33 | 1.53 | 3 | 6 |
| NGO Staff | 10 | People Meet New Sexual Partners | 2.20 | 1.40 | 0 | 4 |
| | | IDUs Socialize | 1.10 | 0.57 | 0 | 2 |
| | | Syringes Lying on Ground | 0.10 | 0.32 | 0 | 1 |
| | | CSW Solicit Clients | 2.40 | 0.97 | 1 | 4 |
| Police Officer | 25 | People Meet New Sexual Partners | 3.04 | 1.77 | 0 | 9 |
| | | IDUs Socialize | 1.96 | 2.13 | 0 | 6 |
| | | Syringes Lying on Ground | 1.68 | 2.12 | 0 | 7 |
| | | CSW Solicit Clients | 3.60 | 1.76 | 0 | 8 |
| Healthcare/Pharmacy Worker | 11 | People Meet New Sexual Partners | 3.09 | 3.08 | 0 | 9 |
| | | IDUs Socialize | 2.73 | 2.28 | 0 | 8 |
| | | Syringes Lying on Ground | 1.91 | 2.59 | 0 | 9 |
| | | CSW Solicit Clients | 3.55 | 2.46 | 0 | 8 |
| Mini-Markert/Shop Seller | 32 | People Meet New Sexual Partners | 2.69 | 1.60 | 0 | 7 |
| | | IDUs Socialize | 1.63 | 1.90 | 0 | 8 |
| | | Syringes Lying on Ground | 1.22 | 1.72 | 0 | 7 |
| | | CSW Solicit Clients | 2.59 | 1.92 | 0 | 9 |
| Sellers and Workers in Market | 33 | People Meet New Sexual Partners | 2.45 | 1.37 | 0 | 6 |
| | | IDUs Socialize | 1.76 | 1.58 | 0 | 6 |
| | | Syringes Lying on Ground | 1.61 | 1.68 | 0 | 6 |
| | | CSW Solicit Clients | 2.27 | 1.72 | 0 | 6 |
| Street Vendor | 37 | People Meet New Sexual Partners | 2.76 | 1.96 | 0 | 8 |
| | | IDUs Socialize | 1.95 | 2.25 | 0 | 8 |
| | | Syringes Lying on Ground | 1.49 | 1.97 | 0 | 7 |
| | | CSW Solicit Clients | 2.46 | 1.94 | 0 | 8 |
| Barmen/Waiters | 55 | People Meet New Sexual Partners | 3.00 | 1.84 | 0 | 8 |
| | | IDUs Socialize | 1.95 | 1.87 | 0 | 7 |
| | | Syringes Lying on Ground | 1.51 | 1.77 | 0 | 7 |
| | | CSW Solicit Clients | 2.80 | 1.79 | 0 | 7 |
| Hotel Staff | 18 | People Meet New Sexual Partners | 3.22 | 2.10 | 1 | 9 |
| | | IDUs Socialize | 1.83 | 2.09 | 0 | 8 |
| | | Syringes Lying on Ground | 1.56 | 1.95 | 0 | 6 |
| | | CSW Solicit Clients | 2.94 | 2.24 | 0 | 8 |
| Sauna Staff | 35 | People Meet New Sexual Partners | 2.89 | 2.11 | 0 | 8 |
| | | IDUs Socialize | 2.54 | 2.36 | 0 | 8 |
| | | Syringes Lying on Ground | 1.86 | 1.97 | 0 | 7 |
| | | CSW Solicit Clients | 2.34 | 1.94 | 0 | 8 |
| Homeless | 21 | People Meet New Sexual Partners | 2.43 | 1.21 | 1 | 5 |
| | | IDUs Socialize | 2.00 | 1.70 | 0 | 5 |
| | | Syringes Lying on Ground | 2.19 | 1.75 | 0 | 6 |
| | | CSW Solicit Clients | 2.10 | 1.30 | 0 | 5 |

| Type of Key Informant | N | Type of Site | Mean | Std Dev | Min | Max |
|------------------------------|----------|---------------------------------|-------------|----------------|------------|------------|
| Unemployed | 36 | People Meet New Sexual Partners | 2.69 | 1.33 | 0 | 6 |
| | | IDUs Socialize | 1.64 | 1.66 | 0 | 7 |
| | | Syringes Lying on Ground | 1.42 | 1.71 | 0 | 7 |
| | | CSW Solicit Clients | 2.31 | 1.28 | 0 | 5 |
| New Arrivals/Temporary | 3 | People Meet New Sexual Partners | 4.00 | 0.00 | 4 | 4 |
| | | IDUs Socialize | 1.33 | 2.31 | 0 | 4 |
| | | Syringes Lying on Ground | 0.33 | 0.58 | 0 | 1 |
| | | CSW Solicit Clients | 4.33 | 0.58 | 4 | 5 |
| Street Cleaners | 10 | People Meet New Sexual Partners | 1.70 | 1.49 | 0 | 5 |
| | | IDUs Socialize | 1.90 | 1.66 | 0 | 5 |
| | | Syringes Lying on Ground | 1.90 | 1.37 | 0 | 4 |
| | | CSW Solicit Clients | 1.30 | 1.49 | 0 | 5 |
| Stairwell Cleaners | 7 | People Meet New Sexual Partners | 1.29 | 1.60 | 0 | 4 |
| | | IDUs Socialize | 2.00 | 2.38 | 0 | 6 |
| | | Syringes Lying on Ground | 2.00 | 2.38 | 0 | 6 |
| | | CSW Solicit Clients | 1.29 | 1.60 | 0 | 4 |
| Flat Owners Coop Personnel | 19 | People Meet New Sexual Partners | 3.21 | 1.96 | 1 | 9 |
| | | IDUs Socialize | 1.37 | 1.80 | 0 | 7 |
| | | Syringes Lying on Ground | 1.11 | 1.97 | 0 | 7 |
| | | CSW Solicit Clients | 2.68 | 1.80 | 0 | 8 |
| Youth | 75 | People Meet New Sexual Partners | 2.96 | 1.69 | 0 | 8 |
| | | IDUs Socialize | 1.57 | 1.59 | 0 | 7 |
| | | Syringes Lying on Ground | 0.93 | 1.35 | 0 | 6 |
| | | CSW Solicit Clients | 2.67 | 1.62 | 0 | 7 |
| Dormitory Resident | 29 | People Meet New Sexual Partners | 3.41 | 2.06 | 0 | 10 |
| | | IDUs Socialize | 1.72 | 1.75 | 0 | 7 |
| | | Syringes Lying on Ground | 1.14 | 1.68 | 0 | 7 |
| | | CSW Solicit Clients | 2.83 | 2.04 | 0 | 8 |
| Resident of Area | 83 | People Meet New Sexual Partners | 2.84 | 1.53 | 0 | 8 |
| | | IDUs Socialize | 1.34 | 1.50 | 0 | 7 |
| | | Syringes Lying on Ground | 0.66 | 1.16 | 0 | 7 |
| | | CSW Solicit Clients | 2.78 | 1.51 | 1 | 8 |
| Other | 3 | People Meet New Sexual Partners | 3.00 | 1.00 | 2 | 4 |
| | | IDUs Socialize | 3.33 | 1.15 | 2 | 4 |
| | | Syringes Lying on Ground | 3.00 | 0.00 | 3 | 3 |
| | | CSW Solicit Clients | 1.33 | 1.53 | 0 | 3 |
| Total | 667 | People Meet New Sexual Partners | 2.77 | 1.72 | 0 | 10 |
| | | IDUs Socialize | 1.76 | 1.77 | 0 | 8 |
| | | Syringes Lying on Ground | 1.33 | 1.67 | 0 | 9 |
| | | CSW Solicit Clients | 2.60 | 1.75 | 0 | 9 |

Table A8. Number of sites named by type of key informant in Tashkent

| Type of Key Informant | N | Type of Site | Mean | Std Dev | Min | Max |
|--|----------|--------------------------------------|-------------|----------------|------------|------------|
| Taxi Driver | 105 | Sites Named within a 10 Minute Walk | 1.32 | 1.52 | 0 | 6 |
| | | Sites Named within a 10 Minute Drive | 1.51 | 1.47 | 0 | 6 |
| | | Sites Named Further Away | 3.04 | 2.36 | 0 | 12 |
| | | Total Number of Sites Named | 5.88 | 2.99 | 0 | 13 |
| Public Transportation Driver | 28 | Sites Named within a 10 Minute Walk | 0.89 | 0.96 | 0 | 3 |
| | | Sites Named within a 10 Minute Drive | 0.96 | 0.96 | 0 | 3 |
| | | Sites Named Further Away | 2.04 | 1.90 | 0 | 7 |
| | | Total Number of Sites Named | 3.89 | 2.17 | 1 | 9 |
| NGO Staff | 16 | Sites Named within a 10 Minute Walk | 1.38 | 1.31 | 0 | 4 |
| | | Sites Named within a 10 Minute Drive | 1.00 | 0.97 | 0 | 3 |
| | | Sites Named Further Away | 2.13 | 1.67 | 0 | 5 |
| | | Total Number of Sites Named | 4.50 | 2.42 | 1 | 8 |
| Police Officer | 48 | Sites Named within a 10 Minute Walk | 1.73 | 1.78 | 0 | 8 |
| | | Sites Named within a 10 Minute Drive | 1.60 | 1.43 | 0 | 5 |
| | | Sites Named Further Away | 1.92 | 1.81 | 0 | 8 |
| | | Total Number of Sites Named | 5.25 | 2.96 | 1 | 14 |
| Medical/Healthcare/ Pharmacy Worker | 117 | Sites Named within a 10 Minute Walk | 1.60 | 1.53 | 0 | 6 |
| | | Sites Named within a 10 Minute Drive | 1.07 | 1.16 | 0 | 5 |
| | | Sites Named Further Away | 1.98 | 1.61 | 0 | 7 |
| | | Total Number of Sites Named | 4.65 | 2.54 | 1 | 15 |
| Mini-Markert/Shop Seller | 92 | Sites Named within a 10 Minute Walk | 1.64 | 1.57 | 0 | 6 |
| | | Sites Named within a 10 Minute Drive | 1.25 | 1.30 | 0 | 5 |
| | | Sites Named Further Away | 1.92 | 1.78 | 0 | 10 |
| | | Total Number of Sites Named | 4.82 | 2.66 | 0 | 11 |
| Sellers and Workers in Market | 62 | Sites Named within a 10 Minute Walk | 1.19 | 1.40 | 0 | 5 |
| | | Sites Named within a 10 Minute Drive | 1.00 | 1.15 | 0 | 5 |
| | | Sites Named Further Away | 1.77 | 1.51 | 0 | 7 |
| | | Total Number of Sites Named | 3.97 | 2.19 | 1 | 8 |
| Street Vendor | 54 | Sites Named within a 10 Minute Walk | 1.31 | 1.30 | 0 | 5 |
| | | Sites Named within a 10 Minute Drive | 1.48 | 1.31 | 0 | 5 |
| | | Sites Named Further Away | 1.74 | 1.58 | 0 | 6 |
| | | Total Number of Sites Named | 4.54 | 2.01 | 1 | 10 |
| Barmen/Waiters | 101 | Sites Named within a 10 Minute Walk | 1.50 | 1.62 | 0 | 7 |
| | | Sites Named within a 10 Minute Drive | 1.31 | 1.35 | 0 | 6 |
| | | Sites Named Further Away | 2.29 | 1.80 | 0 | 8 |
| | | Total Number of Sites Named | 5.10 | 2.96 | 0 | 17 |
| Hotel Staff | 35 | Sites Named within a 10 Minute Walk | 0.91 | 0.98 | 0 | 3 |
| | | Sites Named within a 10 Minute Drive | 0.97 | 0.86 | 0 | 3 |
| | | Sites Named Further Away | 2.23 | 1.73 | 0 | 7 |
| | | Total Number of Sites Named | 4.11 | 2.47 | 0 | 9 |
| Sauna Staff | 30 | Sites Named within a 10 Minute Walk | 1.50 | 1.68 | 0 | 6 |
| | | Sites Named within a 10 Minute Drive | 1.10 | 1.63 | 0 | 7 |
| | | Sites Named Further Away | 2.83 | 2.25 | 0 | 8 |
| | | Total Number of Sites Named | 5.43 | 3.27 | 1 | 13 |
| Homeless | 19 | Sites Named within a 10 Minute Walk | 2.53 | 2.91 | 0 | 13 |
| | | Sites Named within a 10 Minute Drive | 0.79 | 0.85 | 0 | 3 |
| | | Sites Named Further Away | 1.26 | 1.28 | 0 | 4 |
| | | Total Number of Sites Named | 4.58 | 2.69 | 1 | 13 |
| Unemployed | 42 | Sites Named within a 10 Minute Walk | 1.50 | 1.67 | 0 | 8 |
| | | Sites Named within a 10 Minute Drive | 1.21 | 1.22 | 0 | 5 |
| | | Sites Named Further Away | 2.88 | 1.63 | 0 | 7 |
| | | Total Number of Sites Named | 5.60 | 2.68 | 2 | 13 |

| Type of Key Informant | N | Type of Site | Mean | Std Dev | Min | Max |
|------------------------------|----------|--------------------------------------|-------------|----------------|------------|------------|
| Street Cleaners | 25 | Sites Named within a 10 Minute Walk | 1.64 | 1.22 | 0 | 5 |
| | | Sites Named within a 10 Minute Drive | 0.92 | 1.15 | 0 | 5 |
| | | Sites Named Further Away | 0.92 | 1.29 | 0 | 4 |
| | | Total Number of Sites Named | 3.48 | 2.37 | 1 | 6 |
| Stairwell Cleaners | 10 | Sites Named within a 10 Minute Walk | 2.30 | 2.06 | 0 | 6 |
| | | Sites Named within a 10 Minute Drive | 0.60 | 1.26 | 0 | 4 |
| | | Sites Named Further Away | 1.40 | 1.65 | 0 | 4 |
| | | Total Number of Sites Named | 4.30 | 2.06 | 2 | 7 |
| Flat Owners Coop Personnel | 55 | Sites Named within a 10 Minute Walk | 1.69 | 1.50 | 0 | 5 |
| | | Sites Named within a 10 Minute Drive | 1.25 | 1.28 | 0 | 5 |
| | | Sites Named Further Away | 2.67 | 2.63 | 0 | 13 |
| | | Total Number of Sites Named | 5.62 | 2.90 | 1 | 13 |
| Youth / Students | 93 | Sites Named within a 10 Minute Walk | 1.28 | 1.72 | 0 | 8 |
| | | Sites Named within a 10 Minute Drive | 1.41 | 1.17 | 0 | 4 |
| | | Sites Named Further Away | 2.74 | 2.04 | 0 | 10 |
| | | Total Number of Sites Named | 5.43 | 2.82 | 1 | 12 |
| Resident of Area | 186 | Sites Named within a 10 Minute Walk | 1.37 | 1.47 | 0 | 7 |
| | | Sites Named within a 10 Minute Drive | 1.18 | 1.34 | 0 | 8 |
| | | Sites Named Further Away | 1.54 | 1.57 | 0 | 9 |
| | | Total Number of Sites Named | 4.09 | 2.46 | 0 | 13 |
| Other | 88 | Sites Named within a 10 Minute Walk | 1.48 | 1.63 | 0 | 8 |
| | | Sites Named within a 10 Minute Drive | 1.02 | 1.20 | 0 | 4 |
| | | Sites Named Further Away | 3.05 | 2.03 | 0 | 10 |
| | | Total Number of Sites Named | 5.55 | 2.90 | 0 | 15 |
| Total | 1206 | Sites Named within a 10 Minute Walk | 1.45 | 1.56 | 0 | 13 |
| | | Sites Named within a 10 Minute Drive | 1.21 | 1.28 | 0 | 8 |
| | | Sites Named Further Away | 2.19 | 1.93 | 0 | 13 |
| | | Total Number of Sites Named | 4.86 | 2.74 | 0 | 17 |

Table A9. Number of sites named by type of key informant and type of site in Tashkent

| Type of Key Informant | N | Type of Site | Mean | Std Dev | Min | Max |
|--|-----|---------------------------------|------|---------|-----|-----|
| Taxi Driver | 103 | People Meet New Sexual Partners | 4.76 | 3.39 | 0 | 16 |
| | | IDUs Socialize | 2.68 | 2.65 | 0 | 11 |
| | | Syringes Lying on Ground | 2.46 | 2.35 | 0 | 9 |
| | | CSW Solicit Clients | 4.94 | 2.97 | 0 | 13 |
| Public Transportation Driver | 27 | People Meet New Sexual Partners | 2.52 | 2.21 | 0 | 8 |
| | | IDUs Socialize | 1.74 | 1.91 | 0 | 7 |
| | | Syringes Lying on Ground | 1.37 | 1.94 | 0 | 7 |
| | | CSW Solicit Clients | 2.96 | 2.05 | 0 | 7 |
| NGO Staff | 16 | People Meet New Sexual Partners | 3.81 | 2.26 | 0 | 7 |
| | | IDUs Socialize | 2.31 | 2.41 | 0 | 8 |
| | | Syringes Lying on Ground | 1.44 | 1.75 | 0 | 6 |
| | | CSW Solicit Clients | 3.44 | 2.06 | 0 | 6 |
| Police Officer | 48 | People Meet New Sexual Partners | 3.65 | 3.27 | 0 | 14 |
| | | IDUs Socialize | 2.44 | 2.43 | 0 | 9 |
| | | Syringes Lying on Ground | 1.96 | 2.49 | 0 | 9 |
| | | CSW Solicit Clients | 4.21 | 2.69 | 0 | 14 |
| Medical/Healthcare/ Pharmacy Worker | 114 | People Meet New Sexual Partners | 3.51 | 2.57 | 0 | 12 |
| | | IDUs Socialize | 2.19 | 2.36 | 0 | 12 |
| | | Syringes Lying on Ground | 2.04 | 2.27 | 0 | 12 |
| | | CSW Solicit Clients | 3.32 | 2.18 | 0 | 12 |
| Mini-Markert/Shop Seller | 88 | People Meet New Sexual Partners | 3.97 | 2.67 | 0 | 12 |
| | | IDUs Socialize | 1.97 | 2.19 | 0 | 9 |
| | | Syringes Lying on Ground | 1.40 | 1.75 | 0 | 7 |
| | | CSW Solicit Clients | 3.90 | 2.50 | 0 | 15 |
| Sellers and Workers in Market | 61 | People Meet New Sexual Partners | 3.10 | 2.19 | 0 | 11 |
| | | IDUs Socialize | 1.85 | 2.37 | 0 | 9 |
| | | Syringes Lying on Ground | 1.48 | 2.05 | 0 | 9 |
| | | CSW Solicit Clients | 2.79 | 2.12 | 0 | 12 |
| Street Vendor | 53 | People Meet New Sexual Partners | 3.49 | 2.13 | 0 | 10 |
| | | IDUs Socialize | 2.19 | 2.28 | 0 | 8 |
| | | Syringes Lying on Ground | 1.47 | 1.84 | 0 | 7 |
| | | CSW Solicit Clients | 3.42 | 1.84 | 0 | 7 |
| Barmen/Waiters | 95 | People Meet New Sexual Partners | 4.39 | 3.12 | 0 | 15 |
| | | IDUs Socialize | 2.40 | 2.50 | 0 | 10 |
| | | Syringes Lying on Ground | 1.71 | 2.10 | 0 | 8 |
| | | CSW Solicit Clients | 4.08 | 2.68 | 0 | 14 |
| Hotel Staff | 34 | People Meet New Sexual Partners | 3.26 | 2.37 | 0 | 8 |
| | | IDUs Socialize | 2.24 | 2.27 | 0 | 9 |
| | | Syringes Lying on Ground | 1.79 | 2.11 | 0 | 7 |
| | | CSW Solicit Clients | 3.50 | 1.84 | 0 | 7 |
| Sauna Staff | 29 | People Meet New Sexual Partners | 4.97 | 2.76 | 1 | 11 |
| | | IDUs Socialize | 2.66 | 2.47 | 0 | 8 |
| | | Syringes Lying on Ground | 1.86 | 2.22 | 0 | 7 |
| | | CSW Solicit Clients | 4.86 | 2.64 | 1 | 11 |
| Homeless | 19 | People Meet New Sexual Partners | 3.63 | 2.87 | 0 | 13 |
| | | IDUs Socialize | 2.26 | 3.36 | 0 | 13 |
| | | Syringes Lying on Ground | 2.21 | 2.99 | 0 | 12 |
| | | CSW Solicit Clients | 3.11 | 3.23 | 0 | 13 |
| Unemployed | 42 | People Meet New Sexual Partners | 2.24 | 2.90 | 0 | 10 |
| | | IDUs Socialize | 2.83 | 2.43 | 0 | 9 |
| | | Syringes Lying on Ground | 1.98 | 2.17 | 0 | 8 |
| | | CSW Solicit Clients | 3.48 | 2.23 | 0 | 13 |

| Type of Key Informant | N | Type of Site | Mean | Std Dev | Min | Max |
|------------------------------|----------|---------------------------------|-------------|----------------|------------|------------|
| Street Cleaners | 23 | People Meet New Sexual Partners | 1.78 | 1.83 | 0 | 6 |
| | | IDUs Socialize | 1.96 | 2.42 | 0 | 9 |
| | | Syringes Lying on Ground | 2.22 | 1.86 | 0 | 7 |
| | | CSW Solicit Clients | 1.87 | 1.71 | 0 | 6 |
| Stairwell Cleaners | 10 | People Meet New Sexual Partners | 2.50 | 1.65 | 0 | 4 |
| | | IDUs Socialize | 2.60 | 2.46 | 0 | 7 |
| | | Syringes Lying on Ground | 2.50 | 1.90 | 0 | 6 |
| | | CSW Solicit Clients | 1.70 | 1.83 | 0 | 4 |
| Flat Owners Coop Personnel | 54 | People Meet New Sexual Partners | 4.35 | 2.71 | 0 | 11 |
| | | IDUs Socialize | 3.06 | 2.70 | 0 | 9 |
| | | Syringes Lying on Ground | 2.67 | 2.72 | 0 | 12 |
| | | CSW Solicit Clients | 3.93 | 2.43 | 0 | 8 |
| Youth / Students | 90 | People Meet New Sexual Partners | 4.24 | 2.84 | 0 | 12 |
| | | IDUs Socialize | 2.46 | 2.64 | 0 | 11 |
| | | Syringes Lying on Ground | 1.70 | 2.13 | 0 | 9 |
| | | CSW Solicit Clients | 3.82 | 2.19 | 0 | 12 |
| Resident of Area | 177 | People Meet New Sexual Partners | 3.68 | 2.65 | 0 | 18 |
| | | IDUs Socialize | 1.63 | 2.01 | 0 | 9 |
| | | Syringes Lying on Ground | 1.41 | 1.71 | 0 | 7 |
| | | CSW Solicit Clients | 3.37 | 2.61 | 0 | 18 |
| Other | 83 | People Meet New Sexual Partners | 4.64 | 2.60 | 0 | 11 |
| | | IDUs Socialize | 2.69 | 2.70 | 0 | 11 |
| | | Syringes Lying on Ground | 2.08 | 2.46 | 0 | 10 |
| | | CSW Solicit Clients | 4.30 | 2.30 | 0 | 11 |
| Total | 1182 | People Meet New Sexual Partners | 3.90 | 2.78 | 0 | 18 |
| | | IDUs Socialize | 2.25 | 2.42 | 0 | 13 |
| | | Syringes Lying on Ground | 1.82 | 2.15 | 0 | 12 |
| | | CSW Solicit Clients | 3.72 | 2.50 | 0 | 18 |

B Tables – Site Verification Data

Table B1. Characteristics of sites

| | | Almaty (N=439) | Karaganda (N=443) | Osh (N=271) | Tashkent (N=448) |
|---|--------------------------------------|---------------------------|------------------------------|------------------------|-----------------------------|
| Type of site (percentage) | Bar/Café/Restaurant | 25.3 | 24.2 | 19.9 | 31.3 |
| | Night Club/Disco | 5.2 | 1.8 | 1.9 | 6.5 |
| | Casino | 1.4 | 0.5 | 0.4 | 0.0 |
| | Gay Club | 0.5 | 0.0 | 0.0 | 0.0 |
| | Hotel | 3.9 | 1.4 | 3.0 | 2.2 |
| | Sauna | 2.1 | 2.5 | 8.1 | 0.2 |
| | Billiards | 1.4 | 0.9 | 1.1 | 2.2 |
| | Game Club | 0.0 | 0.2 | 0.4 | 0.7 |
| | Computer Club | 0.5 | 0.2 | 5.9 | 0.5 |
| | Dormitory | 2.5 | 2.0 | 7.8 | 1.6 |
| | Private Apartment/Flat | 5.0 | 4.1 | 1.5 | 2.0 |
| | Basement/Roof | 0.2 | 1.1 | 0.4 | 0.2 |
| | Stairwells | 1.4 | 3.4 | 1.5 | 2.0 |
| | Unused/Abandoned Building | 0.9 | 6.6 | 3.3 | 0.0 |
| | School | 4.3 | 1.1 | 1.5 | 3.6 |
| | College/Professional School | 1.1 | 1.4 | 1.1 | 0.2 |
| | University Campus/Tutorial Institute | 2.1 | 0.2 | 0.4 | 0.5 |
| | Railway Station | 0.5 | 0.2 | 0.4 | 0.5 |
| | Long Distance Bus Station | 0.5 | 0.5 | 2.2 | 1.1 |
| | Airport | 0.0 | 0.0 | 0.0 | 0.2 |
| | Truck Stop/Stand | 0.0 | 0.0 | 0.0 | 0.5 |
| | Taxi Stand | 0.2 | 2.7 | 0.0 | 0.5 |
| | Street | 23.2 | 8.8 | 18.1 | 23.7 |
| | Street Tunnel | 0.7 | 0.2 | 0.0 | 0.7 |
| | Market | 1.6 | 2.3 | 5.9 | 4.2 |
| | Park | 5.9 | 5.2 | 2.6 | 7.4 |
| | Other | 9.8 | 28.8 | 12.9 | 7.8 |
| Total | | 100.0 | 100.0 | 100.0 | 100.0 |
| Years site has been in operation | Less than one year | 8.7 | 7.0 | 4.4 | 8.7 |
| | 1 to 2 years | 29.4 | 25.5 | 25.1 | 17.4 |
| | 3 to 5 years | 29.4 | 26.4 | 32.8 | 27.2 |
| | 6 to 10 years | 7.7 | 12.6 | 8.9 | 14.1 |
| | More than 10 years | 19.4 | 22.1 | 16.6 | 21.4 |
| | Not applicable | 5.5 | 6.3 | 12.2 | 11.2 |
| Total | | 100.0 | 100.0 | 100.0 | 100.0 |
| Busy times at site (percentage) | Mondays | 82.2 | 88.0 | 85.6 | 90.4 |
| | Tuesdays | 85.0 | 91.4 | 90.0 | 92.0 |
| | Wednesdays | 86.3 | 92.1 | 89.3 | 91.5 |
| | Thursdays | 87.0 | 92.3 | 92.6 | 92.2 |
| | Fridays | 95.9 | 97.7 | 94.5 | 94.9 |
| | Saturdays | 93.9 | 98.4 | 97.1 | 96.2 |
| | Sundays | 87.9 | 94.1 | 96.3 | 90.2 |
| | Winter | 46.2 | 48.3 | 58.3 | 56.0 |
| | Spring | 61.3 | 73.6 | 76.8 | 81.7 |
| | Summer | 72.2 | 86.7 | 81.2 | 77.5 |
| | Autumn | 57.9 | 71.6 | 81.2 | 87.3 |
| | Holidays | 62.2 | 72.7 | 77.9 | 73.9 |
| | Other | 3.0 | 1.4 | 20.3 | 10.5 |

Table B2. Demographics of site representatives (percentage)

| | | Almaty (N=439) | Karaganda (N=443) | Osh (N=271) | Tashkent (N=448) |
|--|--------|---------------------------|------------------------------|------------------------|-----------------------------|
| Gender of respondent | Male | 41.0 | 43.6 | 53.9 | 53.4 |
| | Female | 59.0 | 56.4 | 46.1 | 46.7 |
| Total | | 100.0 | 100.0 | 100.0 | 100.0 |
| Respondent willing to participate | Yes | 100.0 | 100.0 | 100.0 | 100.0 |
| | No | 0.0 | 0.0 | 0.0 | 0.0 |
| Total | | 100.0 | 100.0 | 100.0 | 100.0 |
| Age of respondent | 18-19 | 4.8 | 5.6 | 1.9 | 7.8 |
| | 20-24 | 21.6 | 21.9 | 15.1 | 20.1 |
| | 25-29 | 18.0 | 15.1 | 23.6 | 18.8 |
| | 30-34 | 12.5 | 11.1 | 15.9 | 13.6 |
| | 35-39 | 13.0 | 11.1 | 20.3 | 12.3 |
| | 40-44 | 10.5 | 11.3 | 12.2 | 8.7 |
| | 45-49 | 5.2 | 8.1 | 6.7 | 8.1 |
| | 50+ | 14.4 | 15.8 | 4.4 | 10.7 |
| Total | | 100.0 | 100.0 | 100.0 | 100.0 |

Table B3. Size of site (percentage)

| | | Almaty (N=439) | | Karaganda (N=443) | | Osh (N=271) | | Tashkent (N=448) | |
|---|----------|---------------------------|--------------|------------------------------|--------------|------------------------|--------------|-----------------------------|--------------|
| | | Men | Women | Men | Women | Men | Women | Men | Women |
| Maximum number of people who come to site in one day | <10 | 10.3 | 17.5 | 19.6 | 26.2 | 21.8 | 36.5 | 10.9 | 18.3 |
| | 11-20 | 23.9 | 22.1 | 26.2 | 23.7 | 26.6 | 26.2 | 19.6 | 20.8 |
| | 21-50 | 24.6 | 26.0 | 25.3 | 21.2 | 30.6 | 20.7 | 26.6 | 20.5 |
| | 51-100 | 21.4 | 15.3 | 17.4 | 17.6 | 12.6 | 12.9 | 15.6 | 15.4 |
| | 101-300 | 9.3 | 7.7 | 8.6 | 7.9 | 6.3 | 2.2 | 13.4 | 11.6 |
| | 301-500 | 3.6 | 3.9 | 1.8 | 2.0 | 1.9 | 1.5 | 7.6 | 6.7 |
| | 501-1000 | 6.6 | 7.3 | 1.1 | 1.4 | 0.4 | 0.0 | 6.3 | 6.7 |
| | Missing | 0.2 | 0.2 | 0.0 | 0.0 | 0.0 | 0.0 | 0.0 | 0.0 |
| Total | | 100.0 | 100.0 | 100.0 | 100.0 | 100.0 | 100.0 | 100.0 | 100.0 |
| Number socializing upon interviewer arrival | 0 | 8.4 | 11.2 | 8.8 | 11.5 | 6.6 | 8.5 | 8.7 | 18.1 |
| | 1-4 | 40.6 | 43.7 | 47.0 | 48.5 | 51.3 | 58.7 | 31.0 | 34.4 |
| | 5-9 | 23.7 | 22.6 | 24.8 | 22.4 | 21.4 | 19.2 | 16.7 | 15.6 |
| | 10-19 | 17.5 | 12.1 | 11.5 | 11.1 | 16.2 | 10.7 | 23.2 | 17.0 |
| | 20-49 | 6.4 | 7.5 | 6.1 | 4.8 | 4.4 | 2.6 | 15.0 | 9.8 |
| | 50+ | 3.4 | 3.0 | 1.8 | 1.8 | 0.0 | 0.4 | 5.4 | 5.1 |
| Total | | 100.0 | 100.0 | 100.0 | 100.0 | 100.0 | 100.0 | 100.0 | 100.0 |

Table B4. On-site activities (percentage)

| | | Almaty (N=439) | Karaganda (N=443) | Osh (N=271) | Tashkent (N=448) |
|---|--|---------------------------|------------------------------|------------------------|-----------------------------|
| Activities on-site | Beer consumed | 87.7 | 85.1 | 75.7 | 67.6 |
| | Hard alcohol consumed | 73.6 | 71.8 | 78.6 | 57.8 |
| | TV or Video viewing | 18.9 | 16.3 | 22.5 | 15.4 |
| | Dancing | 33.3 | 33.4 | 29.5 | 27.2 |
| | Music | 54.9 | 66.6 | 56.8 | 58.9 |
| | Computer Games | 16.6 | 4.1 | 5.9 | 11.8 |
| | Eating food | 70.4 | 63.7 | 63.1 | 75.7 |
| | Striptease Show | 4.8 | 2.0 | 1.1 | 1.6 |
| | Men meet new female sexual partners here | 63.1 | 60.3 | 59.0 | 46.9 |
| | Women meet new sexual partners here | 62.4 | 59.4 | 47.6 | 43.3 |
| | Men meet male (gay) sexual partners | 4.8 | 7.9 | 11.8 | 3.1 |
| | Someone onsite facilitates partnerships | 8.7 | 7.0 | 19.9 | 6.0 |
| Female sex workers solicit customers here | 26.9 | 24.6 | 42.4 | 27.7 | |
| How long female sex workers have solicited customers at site | Less than one year | 3.0 | 2.9 | 2.6 | 2.2 |
| | 1 to 2 years | 8.7 | 8.8 | 18.1 | 8.3 |
| | 3 to 5 years | 8.4 | 5.6 | 14.8 | 8.3 |
| | 6 to 10 years | 2.5 | 2.3 | 2.6 | 3.6 |
| | More than 10 years | 1.1 | 1.8 | 1.5 | 2.5 |
| | Do not know | 3.2 | 3.2 | 3.0 | 2.9 |
| | Not applicable | 73.1 | 75.4 | 57.6 | 72.3 |
| Total | | 100.0 | 100.0 | 100.0 | 100.0 |

Table B5. Overlap of high-risk populations socializing at sites (percentage)

| | Almaty (N=439) | Karaganda (N=443) | Osh (N=271) | Tashkent (N=448) |
|--|---------------------------|------------------------------|------------------------|-----------------------------|
| People meet new sexual partners and at least some youth at site | 64.2 | 60.1 | 61.3 | 48.4 |
| People meet new sexual partners and commercial sex workers solicit clients | 23.9 | 22.4 | 40.5 | 26.3 |
| People meet new sexual partners and IDUs socialize | 33.3 | 33.0 | 24.1 | 20.1 |
| At least some youth at site and commercial sex workers solicit clients | 26.9 | 24.6 | 41.6 | 27.2 |
| At least some youth at site and IDUs socialize | 49.2 | 49.7 | 34.3 | 30.6 |
| Commercial sex workers solicit clients and IDUs socialize | 18.0 | 15.4 | 17.5 | 13.6 |
| People meet new sexual partners, at least some youth at site, commercial sexworker solicit clients, and IDUs socialize | 16.0 | 14.0 | 16.8 | 13.0 |

Table B6. Characteristics of site patrons

| | | None | Less than Half | Half | More than Half | Almost All/All | Missing |
|---|---|------|----------------|------|----------------|----------------|---------|
| Almaty (N=439) | | | | | | | |
| Percentage of sites with male patrons who... | Are Unemployed | 56.0 | 33.9 | 5.0 | 2.5 | 0.7 | 1.8 |
| | Are Students | 21.9 | 51.5 | 15.7 | 7.3 | 3.2 | 0.5 |
| | Are < Age 18 | 38.7 | 42.6 | 10.5 | 6.2 | 1.6 | 0.5 |
| | Live within a 10 minute walk of site | 16.2 | 44.9 | 20.3 | 12.3 | 5.2 | 1.1 |
| | Residents of this unit | 9.8 | 37.4 | 23.5 | 18.9 | 9.6 | 0.9 |
| | Come here at least once a week | 7.5 | 45.3 | 22.3 | 17.3 | 7.1 | 0.5 |
| | Drink alcohol at site | 19.4 | 33.7 | 19.1 | 16.6 | 11.2 | 0.0 |
| | Find a new sexual partner while at site | 29.2 | 55.8 | 9.1 | 3.6 | 1.1 | 1.1 |
| | Appear to be injection drug users | 55.1 | 38.5 | 3.9 | 1.4 | 0.5 | 0.7 |
| Percentage of sites with female patrons who... | Are Unemployed | 48.5 | 38.5 | 4.6 | 5.0 | 2.5 | 0.9 |
| | Are Students | 21.6 | 50.1 | 19.1 | 5.7 | 2.7 | 0.7 |
| | Are < Age 18 | 36.7 | 44.4 | 11.9 | 5.2 | 1.4 | 0.5 |
| | Live within a 10 minute walk of site | 15.5 | 47.6 | 21.2 | 10.3 | 4.1 | 1.4 |
| | Residents of this unit | 9.3 | 37.8 | 25.7 | 17.3 | 8.2 | 1.6 |
| | Come here at least once a week | 6.8 | 44.4 | 23.7 | 17.3 | 6.4 | 1.4 |
| | Drink alcohol at site | 26.2 | 36.7 | 16.2 | 11.9 | 8.7 | 0.5 |
| | Find a new sexual partner while at site | 31.0 | 52.9 | 7.7 | 4.1 | 3.4 | 0.9 |
| | Appear to be injection drug users | 70.2 | 23.2 | 3.0 | 1.1 | 0.9 | 1.6 |
| Karaganda (N=443) | | | | | | | |
| Percentage of sites with male patrons who... | Are Unemployed | 45.2 | 33.2 | 12.4 | 6.3 | 2.9 | 0.0 |
| | Are Students | 20.5 | 53.1 | 14.5 | 7.2 | 4.7 | 0.0 |
| | Are < Age 18 | 27.5 | 39.5 | 15.6 | 11.7 | 5.6 | 0.0 |
| | Live within a 10 minute walk of site | 6.3 | 23.5 | 26.6 | 23.3 | 20.3 | 0.0 |
| | Residents of this unit | 5.0 | 16.3 | 20.3 | 23.9 | 34.5 | 0.0 |
| | Come here at least once a week | 4.7 | 34.1 | 31.6 | 18.1 | 11.5 | 0.0 |
| | Drink alcohol at site | 18.7 | 29.6 | 18.7 | 12.6 | 20.3 | 0.0 |
| | Find a new sexual partner while at site | 34.8 | 50.6 | 10.8 | 2.3 | 1.6 | 0.0 |
| | Appear to be injection drug users | 60.7 | 33.4 | 3.6 | 1.6 | 0.7 | 0.0 |
| Percentage of sites with female patrons who... | Are Unemployed | 42.0 | 35.0 | 12.0 | 7.0 | 4.1 | 0.0 |
| | Are Students | 23.9 | 52.1 | 12.4 | 7.2 | 4.3 | 0.0 |
| | Are < Age 18 | 26.9 | 40.0 | 16.3 | 12.6 | 4.3 | 0.0 |
| | Live within a 10 minute walk of site | 9.0 | 25.1 | 27.1 | 22.6 | 16.3 | 0.0 |
| | Residents of this unit | 6.8 | 17.8 | 21.4 | 24.6 | 29.4 | 0.0 |
| | Come here at least once a week | 4.7 | 37.9 | 35.9 | 12.6 | 8.8 | 0.0 |
| | Drink alcohol at site | 25.5 | 34.1 | 12.4 | 12.6 | 15.4 | 0.0 |
| | Find a new sexual partner while at site | 33.9 | 48.8 | 12.2 | 3.2 | 2.0 | 0.0 |
| | Appear to be injection drug users | 73.8 | 22.4 | 2.7 | 0.5 | 0.7 | 0.0 |

| | | None | Less than Half | Half | More than Half | Almost All/All | Missing |
|---|---|------|----------------|------|----------------|----------------|---------|
| Osh (N=271) | | | | | | | |
| Percentage of sites with male patrons who... | Are Unemployed | 26.6 | 38.8 | 16.6 | 5.9 | 12.2 | 0.0 |
| | Are Students | 27.7 | 40.2 | 22.5 | 6.3 | 3.3 | 0.0 |
| | Are < Age 18 | 50.6 | 36.9 | 7.4 | 3.7 | 1.5 | 0.0 |
| | Live within a 10 minute walk of site | 20.3 | 25.8 | 31.4 | 15.5 | 7.0 | 0.0 |
| | Residents of this unit | 11.4 | 21.4 | 26.9 | 20.3 | 19.9 | 0.0 |
| | Come here at least once a week | 13.7 | 39.1 | 28.0 | 10.7 | 8.5 | 0.0 |
| | Drink alcohol at site | 21.4 | 33.2 | 22.9 | 11.4 | 11.1 | 0.0 |
| | Find a new sexual partner while at site | 41.7 | 37.6 | 10.3 | 3.0 | 7.4 | 0.0 |
| Appear to be injection drug users | 67.9 | 22.5 | 5.9 | 2.6 | 1.1 | 0.0 | |
| Percentage of sites with female patrons who... | Are Unemployed | 32.8 | 32.5 | 15.1 | 4.4 | 15.1 | 0.0 |
| | Are Students | 31.0 | 44.3 | 14.4 | 5.9 | 4.4 | 0.0 |
| | Are < Age 18 | 49.5 | 34.0 | 11.4 | 2.2 | 3.0 | 0.0 |
| | Live within a 10 minute walk of site | 25.1 | 26.6 | 27.3 | 14.0 | 7.0 | 0.0 |
| | Residents of this unit | 18.8 | 26.2 | 24.0 | 15.5 | 15.5 | 0.0 |
| | Come here at least once a week | 19.6 | 37.3 | 26.6 | 8.5 | 8.1 | 0.0 |
| | Drink alcohol at site | 25.8 | 42.8 | 16.6 | 5.9 | 8.9 | 0.0 |
| | Find a new sexual partner while at site | 47.2 | 34.3 | 8.5 | 2.2 | 7.8 | 0.0 |
| Appear to be injection drug users | 78.6 | 14.0 | 5.2 | 1.1 | 1.1 | 0.0 | |
| Tashkent (N=448) | | | | | | | |
| Percentage of sites with male patrons who... | Are Unemployed | 54.0 | 28.8 | 10.0 | 5.4 | 1.8 | 0.0 |
| | Are Students | 26.8 | 39.5 | 19.9 | 9.6 | 4.2 | 0.0 |
| | Are < Age 18 | 40.0 | 40.6 | 9.4 | 6.7 | 3.4 | 0.0 |
| | Live within a 10 minute walk of site | 14.3 | 36.2 | 23.4 | 15.6 | 10.5 | 0.0 |
| | Residents of this unit | 12.3 | 41.3 | 27.7 | 11.6 | 7.1 | 0.0 |
| | Come here at least once a week | 7.4 | 27.5 | 30.4 | 16.5 | 18.3 | 0.0 |
| | Drink alcohol at site | 35.3 | 31.3 | 15.4 | 10.9 | 7.1 | 0.0 |
| | Find a new sexual partner while at site | 49.1 | 37.5 | 8.3 | 3.6 | 1.6 | 0.0 |
| Appear to be injection drug users | 70.1 | 24.6 | 3.8 | 1.1 | 0.5 | 0.0 | |
| Percentage of sites with female patrons who... | Are Unemployed | 48.0 | 25.7 | 9.8 | 10.3 | 6.3 | 0.0 |
| | Are Students | 30.1 | 42.2 | 16.7 | 7.4 | 3.6 | 0.0 |
| | Are < Age 18 | 36.8 | 44.0 | 10.0 | 6.0 | 3.1 | 0.0 |
| | Live within a 10 minute walk of site | 16.1 | 33.3 | 23.9 | 16.3 | 10.5 | 0.0 |
| | Residents of this unit | 13.4 | 39.3 | 26.8 | 13.0 | 7.6 | 0.0 |
| | Come here at least once a week | 8.3 | 31.5 | 26.6 | 15.4 | 18.3 | 0.0 |
| | Drink alcohol at site | 45.1 | 34.6 | 10.5 | 6.3 | 3.6 | 0.0 |
| | Find a new sexual partner while at site | 51.3 | 34.6 | 7.6 | 4.2 | 2.2 | 0.0 |
| Appear to be injection drug users | 79.2 | 17.9 | 1.3 | 1.1 | 0.5 | 0.0 | |

Table B7. Injection drug use around sites (percentage)

| | | Almaty (N=439) | Karaganda (N=443) | Osh (N=271) | Tashkent (N=448) |
|--|-----------------------------|---------------------------|------------------------------|------------------------|-----------------------------|
| Number of used syringes observed by interviewer at the site | 0 | 86.1 | 91.4 | 91.9 | 94.6 |
| | 1 | 4.3 | 2.7 | 4.4 | 2.0 |
| | 2 | 3.2 | 2.3 | 1.9 | 1.8 |
| | 3 | 3.6 | 1.1 | 0.7 | 0.5 |
| | 4 | 0.9 | 0.9 | 0.7 | 0.2 |
| | 5+ | 1.8 | 1.6 | 0.4 | 0.9 |
| Total | | 100.0 | 100.0 | 100.0 | 100.0 |
| How common is injection drug use in this unit? | Very common | 25.5 | 16.0 | 10.0 | 7.8 |
| | Somewhat common | 26.4 | 38.6 | 23.3 | 23.0 |
| | Not very common | 38.0 | 38.8 | 40.6 | 44.6 |
| | Does not occur in this area | 9.6 | 6.6 | 26.2 | 24.6 |
| | Missing | 0.5 | 0.0 | 0.0 | 0.0 |
| Total | | 100.0 | 100.0 | 100.0 | 100.0 |
| Have you seen used syringes lying around inside or outside this place in the past 3 months? | Yes | 43.5 | 36.6 | 26.9 | 25.0 |
| | No | 56.5 | 63.4 | 73.1 | 75.0 |
| Total | | 100.0 | 100.0 | 100.0 | 100.0 |
| Is this a place where drug injectors can be found? | Yes | 50.3 | 51.0 | 35.1 | 30.8 |
| | No | 49.7 | 49.0 | 64.9 | 69.2 |
| Total | | 100.0 | 100.0 | 100.0 | 100.0 |
| For how many years has this been a place where drug injectors can be found? | Less than one year | 7.5 | 5.2 | 6.3 | 5.4 |
| | 1 to 2 years | 14.1 | 12.4 | 15.9 | 8.9 |
| | 3 to 5 years | 17.3 | 19.0 | 14.8 | 7.6 |
| | 6 to 10 years | 4.6 | 4.1 | 2.6 | 3.6 |
| | More than 10 years | 2.1 | 5.2 | 2.6 | 0.7 |
| | Do not know | 5.0 | 5.2 | 57.9 | 4.7 |
| | Not applicable | 49.4 | 49.0 | 0.0 | 69.2 |
| Total | | 100.0 | 100.0 | 100.0 | 100.0 |

Table B8. HIV interventions at site (percentage)

| | | Almaty (N=439) | Karaganda (N=443) | Osh (N=271) | Tashkent (N=448) |
|--|-----------------------|---------------------------|------------------------------|------------------------|-----------------------------|
| Have there ever been any AIDS prevention activities at this place? | Yes | 10.7 | 6.3 | 13.3 | 7.6 |
| | No | 89.1 | 93.7 | 86.7 | 92.4 |
| | Missing | 0.2 | 0.0 | 0.0 | 0.0 |
| | Total | 100.0 | 100.0 | 100.0 | 100.0 |
| In the last 12 months, how often have condoms been available here? | Always | 29.4 | 24.8 | 31.0 | 35.9 |
| | Sometimes | 5.9 | 14.2 | 24.0 | 11.6 |
| | Never | 64.7 | 61.0 | 45.0 | 52.5 |
| | Total | 100.0 | 100.0 | 100.0 | 100.0 |
| Condoms available at site on day of interview | Yes, but one not seen | 8.2 | 7.5 | 25.1 | 15.9 |
| | Yes, and one was seen | 18.5 | 18.5 | 17.3 | 21.9 |
| | No | 73.4 | 74.0 | 57.6 | 62.3 |
| | Total | 100.0 | 100.0 | 100.0 | 100.0 |
| Number of different brands of condoms available | 1 | 4.8 | 1.8 | 8.1 | 0.0 |
| | 2 | 5.0 | 5.6 | 8.5 | 4.7 |
| | 3 | 5.0 | 3.8 | 5.9 | 6.3 |
| | 4+ | 5.2 | 7.2 | 14.0 | 7.6 |
| | Not Applicable | 80.0 | 81.5 | 62.7 | 5.8 |
| | Missing | 0.0 | 0.0 | 0.7 | 75.7 |
| | Total | 100.0 | 100.0 | 100.0 | 100.0 |
| Is it possible for someone to find a condom within 10 minutes of leaving this place at night? | Yes | 87.7 | 77.9 | 66.4 | 56.9 |
| | No | 4.8 | 8.4 | 14.0 | 20.1 |
| | Do not know | 7.5 | 13.8 | 19.6 | 23.0 |
| | Total | 100.0 | 100.0 | 100.0 | 100.0 |
| Willing to have AIDS educational programs at site | Yes | 55.8 | 57.8 | 80.8 | 60.0 |
| | No | 31.0 | 16.7 | 7.8 | 21.4 |
| | Not Applicable | 13.2 | 25.5 | 11.4 | 18.5 |
| | Total | 100.0 | 100.0 | 100.0 | 100.0 |
| Willing to sell condoms at site | Yes | 41.9 | 51.9 | 49.5 | 44.2 |
| | No | 43.7 | 30.3 | 38.4 | 31.5 |
| | Not Applicable | 14.4 | 17.8 | 12.2 | 24.3 |
| | Total | 100.0 | 100.0 | 100.0 | 100.0 |
| Number of AIDS posters displayed | 0 | 98.2 | 96.6 | 91.1 | 98.7 |
| | 1 | 0.5 | 2.5 | 5.5 | 1.1 |
| | 2 | 0.5 | 0.7 | 2.2 | 0.0 |
| | 3+ | 0.9 | 0.2 | 1.1 | 0.2 |
| | Total | 100.0 | 100.0 | 100.0 | 100.0 |
| Number of AIDS brochures at site | 0 | 98.6 | 98.7 | 91.1 | 99.3 |
| | 1 | 0.2 | 0.9 | 1.1 | 0.2 |
| | 2+ | 1.2 | 0.5 | 7.8 | 0.4 |
| | Total | 100.0 | 100.0 | 100.0 | 100.0 |
| Number of condoms visible | 0 | 84.1 | 82.4 | 81.2 | 39.7 |
| | 1-9 | 2.5 | 7.9 | 11.5 | 59.2 |
| | 10-99 | 12.1 | 9.3 | 7.4 | 1.1 |
| | 100+ | 1.4 | 0.5 | 0.0 | 0.0 |
| | Total | 100.0 | 100.0 | 100.0 | 100.0 |

C Tables – Socializing Individuals Data

Table C1. Almaty – sociodemographic characteristics of individuals socializing at sites (percentage)

| | | Representative Sample | | Youth | | CSW and Clients | | IDUs | |
|---|-----------------------------|-----------------------|------------------|----------------|------------------|-----------------|------------------|----------------|-----------------|
| | | Males N=1109 | Females N=889 | Males N=607 | Females N=559 | Males N=282 | Females N=187 | Males N=236 | Females N=27 |
| Age | 18-19 | 16.4 | 19.6 | 30.0 | 31.1 | 13.5 | 16.6 | 20.3 | 11.1 |
| | 20-24 | 32.8 | 38.2 | 60.0 | 60.8 | 36.9 | 55.1 | 41.1 | 18.5 |
| | 25-29 | 20.1 | 18.1 | 10.0 | 8.1 | 20.9 | 19.8 | 20.3 | 44.4 |
| | 30-34 | 12.5 | 11.6 | 0.0 | 0.0 | 11.7 | 6.4 | 11.4 | 22.2 |
| | 35-39 | 7.5 | 5.8 | 0.0 | 0.0 | 8.2 | 2.1 | 3.8 | 0.0 |
| | 40-44 | 6.1 | 3.8 | 0.0 | 0.0 | 5.7 | 0.0 | 0.8 | 3.7 |
| | 45-49 | 2.8 | 1.8 | 0.0 | 0.0 | 1.4 | 0.0 | 1.7 | 0.0 |
| | 50+ | 1.7 | 1.0 | 0.0 | 0.0 | 1.8 | 0.0 | 0.4 | 0.0 |
| Total | | 100.0 | 100.0 | 100.0 | 100.0 | 100.0 | 100.0 | 100.0 | 100.0 |
| Current residence | Almaty | 91.8 | 95.1 | 92.8 | 95.7 | 91.5 | 93.0 | 95.8 | 92.6 |
| | Almaty Oblast | 4.1 | 2.9 | 3.5 | 2.9 | 4.3 | 4.8 | 2.1 | 7.4 |
| | Other Oblasts of Kazakhstan | 3.2 | 1.5 | 3.5 | 1.1 | 2.8 | 1.1 | 2.1 | 0.0 |
| | Elsewhere in Central Asia | 0.4 | 0.4 | 0.0 | 0.4 | 0.7 | 1.1 | 0.0 | 0.0 |
| | Outside of Central Asia | 0.5 | 0.1 | 0.3 | 0.0 | 0.7 | 0.0 | 0.0 | 0.0 |
| | Missing | 0.1 | 0.0 | 0.0 | 0.0 | 0.0 | 0.0 | 0.0 | 0.0 |
| Total | | 100.0 | 100.0 | 100.0 | 100.0 | 100.0 | 100.0 | 100.0 | 100.0 |
| Years at residence | < 1 years | 5.4 | 4.7 | 5.4 | 5.9 | 4.3 | 6.4 | 3.8 | 14.8 |
| | 1 year | 3.6 | 4.7 | 5.1 | 6.4 | 2.8 | 4.8 | 1.3 | 3.7 |
| | 2-4 years | 11.7 | 13.5 | 13.8 | 15.4 | 11.7 | 15.0 | 2.5 | 7.4 |
| | 5-10 years | 18.6 | 18.1 | 17.8 | 17.5 | 20.9 | 20.9 | 16.1 | 18.5 |
| | >10 years | 17.6 | 14.8 | 11.4 | 8.8 | 14.2 | 12.8 | 20.8 | 14.8 |
| | all of life | 43.1 | 44.1 | 46.5 | 46.0 | 46.1 | 40.1 | 55.5 | 40.7 |
| Total | | 100.0 | 100.0 | 100.0 | 100.0 | 100.0 | 100.0 | 100.0 | 100.0 |
| Nights slept outside city in past 3 months | 0 | 61.9 | 73.6 | 62.4 | 70.3 | 55.7 | 59.9 | 69.5 | 66.7 |
| | 1-4 | 14.1 | 11.8 | 16.6 | 14.0 | 18.1 | 12.3 | 16.5 | 11.1 |
| | 5-9 | 8.2 | 6.0 | 6.6 | 5.4 | 9.2 | 8.0 | 5.1 | 11.1 |
| | 10-19 | 7.5 | 5.2 | 6.6 | 5.9 | 9.2 | 11.2 | 5.5 | 3.7 |
| | 20 + | 8.3 | 3.5 | 7.7 | 4.5 | 7.8 | 8.6 | 3.4 | 7.4 |
| Total | | 100.0 | 100.0 | 100.0 | 100.0 | 100.0 | 100.0 | 100.0 | 100.0 |
| Married or living in union | Yes | 35.4 | 30.0 | 8.7 | 11.6 | 26.6 | 7.0 | 14.4 | 14.8 |
| | No | 64.6 | 70.0 | 91.3 | 88.4 | 73.4 | 93.0 | 85.6 | 85.2 |
| Total | | 100.0 | 100.0 | 100.0 | 100.0 | 100.0 | 100.0 | 100.0 | 100.0 |

| | | Representative Sample | | Youth | | CSW and Clients | | IDUs | |
|--|--|-----------------------|------------------|----------------|------------------|-----------------|------------------|----------------|-----------------|
| | | Males N=1109 | Females N=889 | Males N=607 | Females N=559 | Males N=282 | Females N=187 | Males N=236 | Females N=27 |
| Educational Attainment | Elementary (up to 7 forms) or none | 0.1 | 0.7 | 0.0 | 0.7 | 0.4 | 2.1 | 0.0 | 7.4 |
| | Incomplete high (8-9 forms) | 1.6 | 2.7 | 1.8 | 3.0 | 0.4 | 8.0 | 5.5 | 3.7 |
| | Public high | 27.1 | 28.5 | 31.6 | 33.5 | 26.2 | 47.6 | 48.7 | 48.1 |
| | Special high (technical, pedagogical, medical, etc.) | 19.2 | 17.5 | 15.3 | 15.2 | 17.7 | 19.3 | 25.4 | 22.2 |
| | Incomplete higher | 21.0 | 21.3 | 32.3 | 29.3 | 22.3 | 12.8 | 12.3 | 14.8 |
| | Higher | 31.0 | 29.4 | 18.9 | 18.2 | 33.0 | 10.2 | 8.1 | 3.7 |
| Total | | 100.0 | 100.0 | 100.0 | 100.0 | 100.0 | 100.0 | 100.0 | 100.0 |
| Employment Status | Employed full-time | 55.2 | 43.1 | 37.9 | 33.6 | 54.3 | 25.1 | 14.8 | 18.5 |
| | Employed occasionally or part-time | 16.1 | 16.4 | 18.3 | 16.5 | 22.7 | 42.2 | 38.1 | 40.7 |
| | Unemployed, looking for work | 20.6 | 29.5 | 33.3 | 35.2 | 14.5 | 22.5 | 33.9 | 37.0 |
| | Unemployed, not looking for work | 8.1 | 11.0 | 10.5 | 14.7 | 8.5 | 10.2 | 13.1 | 3.7 |
| Total | | 100.0 | 100.0 | 100.0 | 100.0 | 100.0 | 100.0 | 100.0 | 100.0 |
| Currently Students | Yes | 30.3 | 30.1 | 50.9 | 44.2 | 30.1 | 13.4 | 19.1 | 7.4 |
| | No | 69.7 | 69.9 | 49.1 | 55.8 | 69.9 | 86.6 | 80.9 | 92.6 |
| Total | | 100.0 | 100.0 | 100.0 | 100.0 | 100.0 | 100.0 | 100.0 | 100.0 |
| Interviewer opinion if respondent is: | IDU only | 14.5 | 1.0 | 17.0 | 0.4 | 16.3 | 0.5 | 99.2 | 44.4 |
| | CSW only | 0.2 | 20.4 | 0.3 | 25.9 | 0.4 | 88.0 | 0.0 | 7.4 |
| | Both IDU and CSW | 0.0 | 2.0 | 0.0 | 1.6 | 0.0 | 10.2 | 0.0 | 48.1 |
| | Neither | 85.3 | 76.6 | 82.7 | 72.1 | 83.3 | 0.5 | 0.8 | 0.0 |
| Total | | 100.0 | 100.0 | 100.0 | 100.0 | 100.0 | 100.0 | 100.0 | 100.0 |

Table C2. Almaty – partner acquisition of individuals interviewed at sites (percentage)

| | | Representative Sample | | Youth | | CSW and Clients | | IDUs | |
|---|----------------|-----------------------|--------|-------|--------|-----------------|--------|-------|--------|
| | | Male | Female | Male | Female | Male | Female | Male | Female |
| | | N=1109 | N=889 | N=607 | N=559 | N=282 | N=187 | N=236 | N=27 |
| Number of Partners in past 4 weeks | 0 | 12.1 | 21.0 | 15.0 | 26.3 | 5.3 | 0.5 | 21.2 | 3.7 |
| | 1 | 48.4 | 48.8 | 42.7 | 38.8 | 27.3 | 0.0 | 36.4 | 18.5 |
| | 2 | 20.3 | 8.3 | 19.9 | 8.4 | 27.0 | 4.8 | 22.0 | 14.8 |
| | 3 | 9.5 | 2.6 | 10.4 | 2.5 | 18.4 | 5.3 | 11.0 | 11.1 |
| | 4-9 | 7.4 | 5.7 | 8.7 | 7.2 | 17.7 | 23.5 | 7.6 | 3.7 |
| | 10-14 | 1.7 | 3.6 | 2.8 | 5.2 | 3.2 | 17.1 | 1.7 | 7.4 |
| | 15+ | 0.6 | 9.9 | 0.5 | 11.6 | 1.1 | 48.7 | 0.0 | 40.7 |
| | Total | 100.0 | 100.0 | 100.0 | 100.0 | 100.0 | 100.0 | 100.0 | 100.0 |
| Number of New Partners in past 4 weeks | 0 | 57.3 | 67.9 | 51.2 | 62.3 | 30.9 | 0.5 | 57.6 | 22.2 |
| | 1 | 22.0 | 10.2 | 24.7 | 10.6 | 28.7 | 5.3 | 26.7 | 18.5 |
| | 2 | 11.4 | 3.3 | 12.5 | 3.9 | 20.9 | 5.3 | 9.3 | 7.4 |
| | 3 | 3.6 | 1.5 | 4.9 | 1.8 | 6.0 | 5.9 | 2.5 | 3.7 |
| | 4-9 | 4.5 | 4.4 | 4.9 | 5.7 | 11.7 | 20.9 | 2.5 | 3.7 |
| | 10-14 | 1.1 | 3.6 | 1.5 | 5.0 | 1.4 | 18.2 | 1.3 | 14.8 |
| | 15+ | 0.2 | 9.1 | 0.2 | 10.7 | 0.4 | 43.9 | 0.0 | 29.6 |
| | Total | 100.0 | 100.0 | 100.0 | 100.0 | 100.0 | 100.0 | 100.0 | 100.0 |
| Number of Partners in past 12 months | 0 | 2.3 | 13.4 | 2.3 | 18.2 | 0.0 | 0.0 | 4.7 | 0.0 |
| | 1 | 22.8 | 38.5 | 16.0 | 27.7 | 4.6 | 0.0 | 16.5 | 0.0 |
| | 2 | 12.8 | 10.9 | 11.0 | 10.6 | 5.7 | 0.0 | 12.7 | 3.7 |
| | 3 | 8.5 | 7.1 | 8.1 | 7.7 | 5.0 | 0.0 | 10.6 | 11.1 |
| | 4-9 | 27.1 | 8.4 | 29.7 | 8.8 | 31.6 | 2.1 | 28.4 | 25.9 |
| | 10-14 | 9.6 | 1.2 | 11.7 | 1.6 | 16.0 | 1.6 | 11.4 | 7.4 |
| | 15+ | 16.9 | 20.5 | 21.3 | 25.4 | 37.2 | 96.3 | 15.7 | 51.9 |
| | Total | 100.0 | 100.0 | 100.0 | 100.0 | 100.0 | 100.0 | 100.0 | 100.0 |
| Number of New Partners in past 12 months | 0 | 29.0 | 52.3 | 20.8 | 46.3 | 10.6 | 0.0 | 30.9 | 7.4 |
| | 1 | 11.2 | 11.6 | 9.7 | 11.4 | 4.3 | 0.5 | 8.9 | 0.0 |
| | 2 | 9.1 | 6.3 | 8.4 | 6.6 | 5.7 | 0.0 | 14.4 | 14.8 |
| | 3 | 8.9 | 4.0 | 9.7 | 4.3 | 8.2 | 0.5 | 8.9 | 11.1 |
| | 4-9 | 20.2 | 5.2 | 24.1 | 5.5 | 27.0 | 3.7 | 17.4 | 14.8 |
| | 10-14 | 6.9 | 1.9 | 9.1 | 2.9 | 12.1 | 5.3 | 8.1 | 0.0 |
| | 15+ | 14.6 | 18.7 | 18.3 | 22.9 | 32.3 | 89.8 | 11.4 | 51.9 |
| | Total | 100.0 | 100.0 | 100.0 | 100.0 | 100.0 | 100.0 | 100.0 | 100.0 |
| Has regular long-term sexual partner(s) | Yes | 74.3 | 67.6 | 62.9 | 57.2 | 69.1 | 51.3 | 66.9 | 81.5 |
| | No | 25.7 | 32.4 | 37.1 | 42.8 | 30.9 | 48.7 | 33.1 | 18.5 |
| | Total | 100.0 | 100.0 | 100.0 | 100.0 | 100.0 | 100.0 | 100.0 | 100.0 |
| Has received (women) or given (men) money in exchange for sex in past 3 months | Yes | 24.3 | 20.6 | 23.9 | 25.6 | 100.0 | 100.0 | 17.8 | 59.3 |
| | No | 74.5 | 79.4 | 75.0 | 74.4 | 0.0 | 0.0 | 80.9 | 40.7 |
| | Don't remember | 1.3 | 0.0 | 1.2 | 0.0 | 0.0 | 0.0 | 1.3 | 0.0 |
| | Total | 100.0 | 100.0 | 100.0 | 100.0 | 100.0 | 100.0 | 100.0 | 100.0 |

| | Representative Sample | | Youth | | CSW and Clients | | IDUs | | |
|--|-----------------------|--------|-------|--------|-----------------|--------|-------|--------|-------|
| | Male | Female | Male | Female | Male | Female | Male | Female | |
| | N=1109 | N=889 | N=607 | N=559 | N=282 | N=187 | N=236 | N=27 | |
| Number of places women who engage in transactional sex go to look for clients in past 4 weeks | 1 | 0.0 | 11.8 | 0.0 | 14.3 | 0.0 | 56.7 | 0.0 | 33.3 |
| | 2 | 0.0 | 6.9 | 0.0 | 8.6 | 0.0 | 34.2 | 0.0 | 22.2 |
| | 3 | 0.0 | 1.5 | 0.0 | 2.0 | 0.0 | 7.0 | 0.0 | 3.7 |
| | 4+ | 0.0 | 0.4 | 0.0 | 0.7 | 0.0 | 2.1 | 0.0 | 0.0 |
| | Not applicable | 100.0 | 79.4 | 100.0 | 74.4 | 100.0 | 0.0 | 100.0 | 40.7 |
| Total | 100.0 | 100.0 | 100.0 | 100.0 | 100.0 | 100.0 | 100.0 | 100.0 | 100.0 |
| Men who have had sex with a man in past 4 weeks | Yes | 0.9 | 0.0 | 1.2 | 0.0 | 1.8 | 0.0 | 1.7 | 0.0 |
| | No | 99.0 | 0.0 | 98.7 | 0.0 | 98.2 | 0.0 | 98.3 | 0.0 |
| | Don't remember | 0.1 | 0.0 | 0.2 | 0.0 | 0.0 | 0.0 | 0.0 | 0.0 |
| | Not applicable | 0.0 | 100.0 | 0.0 | 100.0 | 0.0 | 100.0 | 0.0 | 100.0 |
| Total | 100.0 | 100.0 | 100.0 | 100.0 | 100.0 | 100.0 | 100.0 | 100.0 | 100.0 |

Table C3. Almaty – reported condom use and AIDS education by individuals socializing at sites (percentage)

| | | Representative Sample | | Youth | | CSW and Clients | | IDUs | |
|--|--------------------------------|-----------------------|--------|-------|--------|-----------------|--------|-------|--------|
| | | Male | Female | Male | Female | Male | Female | Male | Female |
| | | N=1109 | N=889 | N=607 | N=559 | N=282 | N=187 | N=236 | N=27 |
| Last time used a condom | In past 24 hours | 9.6 | 16.5 | 11.2 | 20.0 | 17.0 | 55.6 | 6.4 | 40.7 |
| | In past week | 27.7 | 25.2 | 34.3 | 29.0 | 37.2 | 39.6 | 28.4 | 25.9 |
| | In past 4 weeks | 17.4 | 9.8 | 18.9 | 8.6 | 22.0 | 3.2 | 13.1 | 11.1 |
| | In past 2-6 months | 14.8 | 9.1 | 15.8 | 8.6 | 12.1 | 0.5 | 17.4 | 7.4 |
| | In past 7-12 months | 3.8 | 2.4 | 2.5 | 2.5 | 1.1 | 0.0 | 4.2 | 0.0 |
| | Over one year ago | 14.0 | 14.2 | 8.4 | 7.5 | 6.0 | 0.0 | 19.1 | 11.1 |
| | Never used a condom | 12.8 | 22.8 | 8.9 | 23.8 | 4.6 | 1.1 | 11.4 | 3.7 |
| | Total | 100.0 | 100.0 | 100.0 | 100.0 | 100.0 | 100.0 | 100.0 | 100.0 |
| Where got last condom used | Grocery store | 11.5 | 5.8 | 10.5 | 5.9 | 12.1 | 16.0 | 8.9 | 3.7 |
| | Pharmacy | 43.7 | 30.7 | 48.6 | 27.4 | 44.7 | 40.1 | 35.2 | 40.7 |
| | Kiosk | 23.2 | 8.9 | 25.0 | 9.7 | 28.0 | 27.3 | 32.2 | 22.2 |
| | Partner had condom | 3.7 | 26.8 | 2.5 | 28.4 | 5.3 | 11.2 | 5.1 | 22.2 |
| | Friend | 2.0 | 2.2 | 2.3 | 2.5 | 1.4 | 0.0 | 3.0 | 0.0 |
| | Received free of charge | 0.8 | 1.3 | 0.8 | 1.4 | 1.1 | 2.7 | 1.3 | 3.7 |
| | Other | 2.3 | 1.3 | 1.3 | 0.9 | 2.8 | 1.6 | 3.0 | 3.7 |
| | Never used a condom | 12.8 | 22.8 | 8.9 | 23.8 | 4.6 | 1.1 | 11.4 | 3.7 |
| | Total | 100.0 | 100.0 | 100.0 | 100.0 | 100.0 | 100.0 | 100.0 | 100.0 |
| Has condom with them at time of interview | Yes, condom not seen | 5.2 | 4.2 | 5.4 | 5.4 | 7.8 | 18.2 | 2.5 | 3.7 |
| | Yes, condom seen | 8.2 | 8.7 | 11.0 | 10.0 | 13.8 | 39.0 | 4.7 | 14.8 |
| | No | 86.6 | 87.2 | 83.5 | 84.6 | 78.4 | 42.8 | 92.8 | 81.5 |
| | Total | 100.0 | 100.0 | 100.0 | 100.0 | 100.0 | 100.0 | 100.0 | 100.0 |
| Condom used with last new partner in past 4 weeks | Yes | 33.3 | 29.0 | 39.9 | 34.5 | 60.3 | 97.3 | 30.1 | 66.7 |
| | No | 9.5 | 3.0 | 8.9 | 3.2 | 8.9 | 2.1 | 12.3 | 11.1 |
| | No new partner in last 4 weeks | 57.3 | 67.9 | 51.2 | 62.3 | 30.9 | 0.5 | 57.6 | 22.2 |
| | Total | 100.0 | 100.0 | 100.0 | 100.0 | 100.0 | 100.0 | 100.0 | 100.0 |
| Condom used at last sex with a regular partner | Yes | 27.1 | 30.0 | 32.5 | 32.7 | 30.1 | 34.2 | 22.5 | 40.7 |
| | No | 47.2 | 37.6 | 30.5 | 24.5 | 39.0 | 17.1 | 44.5 | 40.7 |
| | No regular partner | 25.7 | 32.4 | 37.1 | 42.8 | 30.9 | 48.7 | 33.1 | 18.5 |
| | Total | 100.0 | 100.0 | 100.0 | 100.0 | 100.0 | 100.0 | 100.0 | 100.0 |

Table C4. Almaty – site visiting behaviors of individuals socializing at sites (percentage)

| | | Representative Sample | | Youth | | CSW and Clients | | IDUs | |
|--|----------------------|-----------------------|--------------|--------------|--------------|-----------------|--------------|--------------|--------------|
| | | Male | Female | Male | Female | Male | Female | Male | Female |
| | | N=1109 | N=889 | N=607 | N=559 | N=282 | N=187 | N=236 | N=27 |
| Frequency of attendance at site | First time | 8.0 | 10.6 | 6.9 | 10.9 | 8.2 | 2.1 | 0.4 | 0.0 |
| | < 1 time per month | 10.0 | 6.4 | 8.7 | 6.4 | 10.3 | 1.1 | 5.1 | 0.0 |
| | 1 time per month | 7.5 | 7.2 | 8.4 | 7.9 | 8.9 | 2.7 | 3.4 | 3.7 |
| | 2-3 times per month | 8.1 | 8.9 | 8.2 | 10.0 | 8.2 | 5.9 | 5.5 | 3.7 |
| | One time per week | 9.8 | 8.0 | 10.4 | 8.2 | 10.3 | 3.7 | 12.3 | 3.7 |
| | 2-3 times per week | 14.4 | 14.4 | 15.0 | 16.3 | 17.4 | 25.1 | 19.5 | 22.2 |
| | 4-6 times per week | 10.5 | 15.2 | 11.7 | 15.7 | 11.7 | 29.9 | 15.3 | 11.1 |
| | Everyday | 31.7 | 29.4 | 30.6 | 24.5 | 25.2 | 29.4 | 38.6 | 55.6 |
| | Total | 100.0 | 100.0 | 100.0 | 100.0 | 100.0 | 100.0 | 100.0 | 100.0 |
| First time at site | First time | 8.0 | 10.6 | 6.9 | 10.9 | 8.2 | 2.1 | 0.8 | 0.0 |
| | In past 4 weeks | 7.0 | 4.3 | 5.9 | 4.5 | 5.7 | 4.3 | 3.0 | 3.7 |
| | In past 2-6 months | 11.1 | 10.6 | 11.4 | 12.7 | 8.5 | 11.8 | 4.7 | 11.1 |
| | In past 7-12 months | 7.1 | 9.4 | 8.1 | 10.6 | 9.9 | 14.4 | 3.8 | 7.4 |
| | > 1 year ago | 66.7 | 65.1 | 67.7 | 61.4 | 67.7 | 67.4 | 87.7 | 77.8 |
| | Total | 100.0 | 100.0 | 100.0 | 100.0 | 100.0 | 100.0 | 100.0 | 100.0 |
| Do you believe that people come here to meet new sexual partners? | Yes | 71.5 | 73.8 | 76.1 | 80.5 | 84.0 | 96.8 | 67.4 | 81.5 |
| | No | 28.5 | 26.2 | 23.9 | 19.5 | 16.0 | 3.2 | 32.6 | 18.5 |
| | Total | 100.0 | 100.0 | 100.0 | 100.0 | 100.0 | 100.0 | 100.0 | 100.0 |
| Have you ever met a new sexual partner at this site? | Yes | 26.9 | 30.0 | 32.6 | 36.9 | 44.7 | 95.2 | 34.7 | 63.0 |
| | No | 73.1 | 70.0 | 67.4 | 63.1 | 55.3 | 4.8 | 65.3 | 37.0 |
| | Total | 100.0 | 100.0 | 100.0 | 100.0 | 100.0 | 100.0 | 100.0 | 100.0 |
| When did you last attract a new sexual partner at this site? | In past 24 hours ago | 0.8 | 7.0 | 0.7 | 7.9 | 1.4 | 33.2 | 0.4 | 29.6 |
| | 7 days ago | 4.0 | 8.7 | 5.1 | 10.6 | 7.4 | 37.4 | 4.2 | 11.1 |
| | 2-4 weeks ago | 5.8 | 4.5 | 7.1 | 7.0 | 11.0 | 17.1 | 6.4 | 3.7 |
| | 2-3 months ago | 4.9 | 2.9 | 6.8 | 3.9 | 8.9 | 4.3 | 5.1 | 7.4 |
| | 4-6 months ago | 4.0 | 1.7 | 5.3 | 2.0 | 5.7 | 1.1 | 4.2 | 0.0 |
| | 7-12 months ago | 2.1 | 1.8 | 2.0 | 2.3 | 3.2 | 0.0 | 3.8 | 7.4 |
| | Over a year ago | 5.4 | 3.5 | 5.8 | 3.2 | 7.1 | 2.1 | 10.6 | 3.7 |
| | Never | 73.1 | 70.0 | 67.4 | 63.1 | 55.3 | 4.8 | 65.3 | 37.0 |
| | Total | 100.0 | 100.0 | 100.0 | 100.0 | 100.0 | 100.0 | 100.0 | 100.0 |
| Use condom with last new partner from here | Yes | 18.7 | 25.8 | 23.9 | 32.2 | 35.8 | 88.8 | 19.1 | 51.9 |
| | No | 6.0 | 3.1 | 6.8 | 3.6 | 6.4 | 4.3 | 9.7 | 7.4 |
| | Don't remember | 2.2 | 1.1 | 2.0 | 1.1 | 2.5 | 2.1 | 5.9 | 3.7 |
| | No partner from here | 73.1 | 70.0 | 67.4 | 63.1 | 55.3 | 4.8 | 65.3 | 37.0 |
| | Total | 100.0 | 100.0 | 100.0 | 100.0 | 100.0 | 100.0 | 100.0 | 100.0 |

Table C5. Almaty – knowledge about HIV/AIDS transmission and prevention of individuals socializing at sites (percentage)

| | Representative Sample | | Youth | | CSW and Clients | | IDUs | | |
|--|-------------------------------------|--------|--------------|--------|------------------------|--------|-------------|--------|-------|
| | Male | Female | Male | Female | Male | Female | Male | Female | |
| | N=1109 | N=889 | N=607 | N=559 | N=282 | N=187 | N=236 | N=27 | |
| Respondent believes it is possible to become infected with HIV/AIDS through ... | | | | | | | | | |
| Sexual contact without condom | Yes | 98.1 | 98.7 | 98.4 | 98.6 | 98.9 | 98.9 | 99.2 | 100.0 |
| | No | 0.3 | 0.3 | 0.3 | 0.5 | 0.4 | 0.0 | 0.0 | 0.0 |
| | Don't know | 1.6 | 1.0 | 1.3 | 0.9 | 0.7 | 1.1 | 0.8 | 0.0 |
| | Total | 100.0 | 100.0 | 100.0 | 100.0 | 100.0 | 100.0 | 100.0 | 100.0 |
| Injecting drugs with shared syringe | Yes | 96.8 | 98.2 | 96.4 | 97.9 | 97.9 | 96.8 | 97.0 | 100.0 |
| | No | 0.7 | 0.2 | 1.0 | 0.4 | 0.4 | 1.1 | 1.3 | 0.0 |
| | Don't know | 2.5 | 1.6 | 2.6 | 1.8 | 1.8 | 2.1 | 1.7 | 0.0 |
| | Total | 100.0 | 100.0 | 100.0 | 100.0 | 100.0 | 100.0 | 100.0 | 100.0 |
| Eating from common dish | Yes | 23.4 | 23.6 | 23.1 | 23.3 | 23.8 | 29.4 | 22.5 | 40.7 |
| | No | 63.0 | 63.4 | 63.4 | 64.8 | 62.8 | 56.7 | 60.2 | 48.1 |
| | Don't know | 13.6 | 12.9 | 13.5 | 12.0 | 13.5 | 13.9 | 17.4 | 11.1 |
| | Total | 100.0 | 100.0 | 100.0 | 100.0 | 100.0 | 100.0 | 100.0 | 100.0 |
| Swimming in common pool | Yes | 19.1 | 25.9 | 19.4 | 26.1 | 18.8 | 32.6 | 17.4 | 29.6 |
| | No | 60.3 | 57.3 | 60.3 | 59.2 | 62.1 | 48.7 | 56.4 | 48.1 |
| | Don't know | 20.6 | 16.9 | 20.3 | 14.7 | 19.1 | 18.7 | 26.3 | 22.2 |
| | Total | 100.0 | 100.0 | 100.0 | 100.0 | 100.0 | 100.0 | 100.0 | 100.0 |
| Insect bite | Yes | 32.0 | 35.4 | 33.4 | 36.0 | 38.3 | 40.1 | 37.7 | 37.0 |
| | No | 42.4 | 41.4 | 41.5 | 42.6 | 36.5 | 40.1 | 33.5 | 40.7 |
| | Don't know | 25.6 | 23.2 | 25.0 | 21.5 | 25.2 | 19.8 | 28.8 | 22.2 |
| | Total | 100.0 | 100.0 | 100.0 | 100.0 | 100.0 | 100.0 | 100.0 | 100.0 |
| Handshake | Yes | 6.7 | 8.0 | 6.3 | 7.7 | 6.0 | 12.8 | 3.0 | 11.1 |
| | No | 83.7 | 84.3 | 85.0 | 85.5 | 85.1 | 75.9 | 84.7 | 74.1 |
| | Don't know | 9.6 | 7.8 | 8.7 | 6.8 | 8.9 | 11.2 | 12.3 | 14.8 |
| | Total | 100.0 | 100.0 | 100.0 | 100.0 | 100.0 | 100.0 | 100.0 | 100.0 |
| People can avoid of getting HIV by: | Using condoms | 79.7 | 79.5 | 85.5 | 83.2 | 88.3 | 93.6 | 76.3 | 81.5 |
| | Having fewer partners | 9.8 | 8.1 | 9.4 | 6.8 | 11.7 | 2.1 | 10.2 | 3.7 |
| | Both partners have no other partner | 16.1 | 21.3 | 12.0 | 16.6 | 8.5 | 2.1 | 3.8 | 0.0 |
| | No casual sex | 31.3 | 38.2 | 25.9 | 32.4 | 19.9 | 9.6 | 18.2 | 25.9 |
| | No sex at all | 1.4 | 1.0 | 1.3 | 0.4 | 2.5 | 1.6 | 0.8 | 0.0 |
| | No commercial sex | 10.7 | 7.6 | 10.7 | 5.2 | 6.7 | 0.5 | 2.5 | 0.0 |
| | Avoid sharing needles | 41.2 | 31.3 | 45.5 | 32.6 | 41.1 | 27.8 | 71.6 | 63.0 |
| | Avoid blood transfusions | 13.6 | 12.4 | 13.2 | 11.4 | 16.7 | 11.2 | 16.1 | 14.8 |
| | Others | 8.7 | 9.0 | 7.6 | 9.3 | 5.7 | 8.6 | 5.1 | 7.4 |
| | Don't know any | 2.2 | 1.5 | 2.3 | 2.0 | 2.8 | 1.6 | 2.1 | 0.0 |

| | | Representative Sample | | Youth | | CSW and Clients | | IDUs | |
|--|------------------------------|-----------------------|--------|-------|--------|-----------------|--------|-------|--------|
| | | Male | Female | Male | Female | Male | Female | Male | Female |
| | | N=1109 | N=889 | N=607 | N=559 | N=282 | N=187 | N=236 | N=27 |
| A person who looks healthy can be infected with AIDS | Yes | 76.6 | 74.8 | 80.2 | 73.9 | 75.2 | 72.2 | 80.1 | 77.8 |
| | No | 10.0 | 10.6 | 8.1 | 12.2 | 10.6 | 12.3 | 5.9 | 3.7 |
| | Don't know | 13.3 | 14.6 | 11.7 | 14.0 | 14.2 | 15.5 | 14.0 | 18.5 |
| | Total | 100.0 | 100.0 | 100.0 | 100.0 | 100.0 | 100.0 | 100.0 | 100.0 |
| Number of times been tested for HIV in past 12 months | 0 | 49.1 | 44.4 | 47.9 | 44.2 | 46.8 | 17.1 | 41.1 | 7.4 |
| | 1 | 37.7 | 38.4 | 38.1 | 37.9 | 37.2 | 36.4 | 41.5 | 48.1 |
| | 2 | 7.9 | 8.3 | 7.7 | 8.1 | 8.5 | 12.8 | 8.5 | 22.2 |
| | 3-5 | 4.1 | 5.7 | 5.1 | 6.8 | 6.0 | 19.3 | 8.1 | 18.5 |
| | 6+ | 1.3 | 3.1 | 1.2 | 3.0 | 1.4 | 14.4 | 0.8 | 3.7 |
| | Total | 100.0 | 100.0 | 100.0 | 100.0 | 100.0 | 100.0 | 100.0 | 100.0 |
| Last time tested for HIV was: | Voluntary | 24.8 | 26.3 | 25.2 | 27.0 | 30.5 | 51.9 | 34.3 | 48.1 |
| | Obligatory | 26.1 | 29.2 | 26.9 | 28.6 | 22.7 | 31.0 | 24.6 | 44.4 |
| | Not tested in last 12 months | 49.1 | 44.4 | 47.9 | 44.4 | 46.8 | 17.1 | 41.1 | 7.4 |
| | Total | 100.0 | 100.0 | 100.0 | 100.0 | 100.0 | 100.0 | 100.0 | 100.0 |
| Attended AIDS educational session in past 12 months | Yes | 16.3 | 22.8 | 23.1 | 28.8 | 16.7 | 18.7 | 8.5 | 11.1 |
| | No | 83.7 | 77.2 | 76.9 | 71.2 | 83.3 | 81.3 | 91.5 | 88.9 |
| | Total | 100.0 | 100.0 | 100.0 | 100.0 | 100.0 | 100.0 | 100.0 | 100.0 |

Table C6. Almaty – injecting drug use behavior reported by individuals socializing at sites (percentage)

| | | Representative Sample | | Youth | | CSW and Clients | | IDUs | |
|--|-----------------------------|-----------------------|--------|-------|--------|-----------------|--------|-------|--------|
| | | Male | Female | Male | Female | Male | Female | Male | Female |
| | | N=1109 | N=889 | N=607 | N=559 | N=282 | N=187 | N=236 | N=27 |
| Injecting drug use common in this unit of city (respondent opinion) | Very common | 13.5 | 13.4 | 11.0 | 10.4 | 15.6 | 19.3 | 32.2 | 59.3 |
| | Somewhat common | 30.6 | 30.1 | 29.7 | 28.4 | 29.4 | 31.0 | 51.3 | 25.9 |
| | Not very common | 30.0 | 30.4 | 32.8 | 34.0 | 32.3 | 34.8 | 14.0 | 14.8 |
| | Does not occur in this area | 5.0 | 4.4 | 5.6 | 4.1 | 4.6 | 3.2 | 0.0 | 0.0 |
| | Don't know | 20.9 | 21.7 | 20.9 | 23.1 | 18.1 | 11.8 | 2.5 | 0.0 |
| | Total | 100.0 | 100.0 | 100.0 | 100.0 | 100.0 | 100.0 | 100.0 | 100.0 |
| Injecting drug users socialize at site (respondent opinion) | Yes | 56.3 | 54.8 | 56.8 | 52.8 | 63.8 | 74.9 | 97.9 | 92.6 |
| | No | 12.2 | 11.2 | 14.2 | 10.9 | 9.9 | 7.5 | 0.8 | 0.0 |
| | Don't know | 31.6 | 34.0 | 29.0 | 36.3 | 26.2 | 17.6 | 1.3 | 7.4 |
| | Total | 100.0 | 100.0 | 100.0 | 100.0 | 100.0 | 100.0 | 100.0 | 100.0 |
| Heard of place in city where IDUs can get new syringes | Yes | 15.2 | 11.6 | 14.0 | 10.7 | 15.2 | 16.6 | 33.1 | 18.5 |
| | No | 84.8 | 88.4 | 86.0 | 89.3 | 84.8 | 83.4 | 66.9 | 81.5 |
| | Total | 100.0 | 100.0 | 100.0 | 100.0 | 100.0 | 100.0 | 100.0 | 100.0 |
| Ever injected drugs | Yes | 16.6 | 3.5 | 17.6 | 2.3 | 21.6 | 12.3 | 99.6 | 96.3 |
| | Never | 82.1 | 95.5 | 81.5 | 96.1 | 77.3 | 84.5 | 0.0 | 0.0 |
| | Refused to Answer | 1.4 | 1.0 | 0.8 | 1.6 | 1.1 | 3.2 | 0.4 | 3.7 |
| | Total | 100.0 | 100.0 | 100.0 | 100.0 | 100.0 | 100.0 | 100.0 | 100.0 |
| When last injected drugs | Past 7 days | 9.9 | 1.5 | 10.4 | 0.2 | 11.3 | 5.9 | 80.9 | 74.1 |
| | Past 2-4 weeks | 1.4 | 0.3 | 2.0 | 0.2 | 1.4 | 1.1 | 11.0 | 11.1 |
| | Past 2-3 months | 0.7 | 0.3 | 1.3 | 0.5 | 1.1 | 1.1 | 3.8 | 11.1 |
| | Past 4-6 months | 0.9 | 0.1 | 1.5 | 0.0 | 0.7 | 0.5 | 4.2 | 3.7 |
| | Past 7-12 months | 0.4 | 0.1 | 0.3 | 0.2 | 1.1 | 0.0 | 0.0 | 0.0 |
| | Over one year ago | 3.3 | 1.5 | 2.1 | 1.8 | 5.7 | 4.8 | 0.0 | 0.0 |
| | Never injected drugs | 83.0 | 96.1 | 82.2 | 97.0 | 78.0 | 86.1 | 0.0 | 0.0 |
| | Missing | 0.5 | 0.1 | 0.2 | 0.2 | 0.7 | 0.5 | 0.0 | 0.0 |
| | Total | 100.0 | 100.0 | 100.0 | 100.0 | 100.0 | 100.0 | 100.0 | 100.0 |
| Ever been arrested for injecting drugs | Yes | 8.2 | 2.0 | 5.9 | 0.7 | 8.2 | 7.0 | 42.4 | 55.6 |
| | No | 91.8 | 98.0 | 94.1 | 99.3 | 91.8 | 93.0 | 57.6 | 44.4 |
| Total | | 100.0 | 100.0 | 100.0 | 100.0 | 100.0 | 100.0 | 100.0 | 100.0 |
| Ever met with a narcologist or visited a narcologist dispensary | Yes | 6.3 | 1.5 | 4.8 | 0.4 | 6.0 | 3.7 | 31.8 | 44.4 |
| | No | 93.7 | 98.5 | 95.2 | 99.6 | 94.0 | 96.3 | 68.2 | 55.6 |
| | Total | 100.0 | 100.0 | 100.0 | 100.0 | 100.0 | 100.0 | 100.0 | 100.0 |

Table C7. Almaty – contact with treatment facilities for men socializing at sites (percentage)

| | | Never | <4 weeks | 1-6 months | 7-12 months | >1 year |
|--|--|-------|----------|------------|-------------|---------|
| Representative Sample (N=1109) | | | | | | |
| Ever been to: | Private medical clinic | 60.0 | 9.0 | 16.0 | 6.4 | 8.7 |
| | State medical clinic | 15.8 | 14.0 | 27.7 | 15.1 | 27.4 |
| | Trust point | 97.3 | 0.7 | 1.2 | 0.3 | 0.5 |
| | TB dispensary | 89.3 | 2.2 | 1.7 | 1.5 | 5.3 |
| | Emergency | 74.6 | 2.8 | 5.6 | 4.1 | 12.9 |
| | Infection hospital | 86.7 | 1.1 | 1.7 | 1.6 | 8.9 |
| | Skin/venerological dispensary | 86.0 | 1.7 | 2.5 | 2.2 | 7.6 |
| | Private venerological doctor | 93.3 | 0.7 | 2.1 | 1.3 | 2.6 |
| | Private narcological doctor | 96.6 | 0.7 | 1.5 | 0.3 | 0.9 |
| | An outreach/social worker about injection drug use | 99.1 | 0.4 | 0.3 | 0.1 | 0.2 |
| Youth (N=607) | | | | | | |
| Ever been to: | Private medical clinic | 61.3 | 8.1 | 18.1 | 5.4 | 7.1 |
| | State medical clinic | 12.2 | 16.1 | 30.6 | 18.5 | 22.6 |
| | Trust point | 97.2 | 0.7 | 1.0 | 0.3 | 0.8 |
| | TB dispensary | 90.1 | 2.1 | 1.8 | 1.6 | 4.3 |
| | Emergency | 77.4 | 2.1 | 4.6 | 3.6 | 12.2 |
| | Infection hospital | 87.5 | 0.8 | 1.6 | 1.6 | 8.4 |
| | Skin/venerological dispensary | 84.3 | 2.1 | 3.0 | 3.1 | 7.4 |
| | Private venerological doctor | 95.1 | 0.7 | 1.5 | 1.3 | 1.5 |
| | Private narcological doctor | 97.4 | 0.5 | 1.2 | 0.3 | 0.7 |
| | An outreach/social worker about injection drug use | 98.8 | 0.2 | 0.5 | 0.2 | 0.3 |
| Clients of Commercial Sex Workers (N=282) | | | | | | |
| Ever been to: | Private medical clinic | 47.9 | 15.2 | 19.5 | 8.2 | 9.2 |
| | State medical clinic | 16.7 | 13.8 | 23.8 | 17.0 | 28.7 |
| | Trust point | 98.2 | 1.1 | 0.4 | 0.0 | 0.4 |
| | TB dispensary | 90.8 | 1.1 | 2.8 | 0.7 | 4.6 |
| | Emergency | 71.6 | 5.0 | 4.3 | 7.1 | 12.1 |
| | Infection hospital | 81.6 | 0.7 | 3.5 | 2.1 | 12.1 |
| | Skin/venerological dispensary | 76.6 | 2.8 | 4.6 | 3.2 | 12.8 |
| | Private venerological doctor | 86.2 | 1.4 | 5.0 | 2.5 | 5.0 |
| | Private narcological doctor | 94.3 | 1.1 | 2.5 | 0.4 | 1.8 |
| | An outreach/social worker about injection drug use | 99.3 | 0.4 | 0.0 | 0.0 | 0.4 |
| Injection Drug Users (N=236) | | | | | | |
| Ever been to: | Private medical clinic | 74.6 | 6.8 | 11.4 | 1.7 | 5.5 |
| | State medical clinic | 14.0 | 5.9 | 34.7 | 18.6 | 26.7 |
| | Trust point | 91.9 | 1.3 | 3.8 | 0.4 | 2.5 |
| | TB dispensary | 80.1 | 2.1 | 3.8 | 3.4 | 10.6 |
| | Emergency | 73.7 | 3.4 | 5.5 | 4.2 | 13.1 |
| | Infection hospital | 85.2 | 0.8 | 2.5 | 2.5 | 8.9 |
| | Skin/venerological dispensary | 77.5 | 0.8 | 3.4 | 4.2 | 14.0 |
| | Private venerological Doctor | 93.6 | 0.4 | 2.5 | 0.8 | 2.5 |
| | Private narcological doctor | 85.2 | 3.0 | 7.6 | 1.3 | 3.0 |
| | An outreach/social worker about injection drug use | 93.6 | 1.3 | 1.7 | 1.7 | 1.7 |

Table C8. Almaty – contact with treatment facilities for women socializing at sites (percentage)

| | | Never | <4 weeks | 1-6 months | 7-12 months | >1 year |
|---------------------------------------|--|-------|----------|------------|-------------|---------|
| Representative Sample (N=889) | | | | | | |
| Ever been to: | Private medical clinic | 45.8 | 13.2 | 21.3 | 8.9 | 10.9 |
| | State medical clinic | 12.3 | 18.7 | 31.2 | 15.7 | 22.2 |
| | Trust point | 98.2 | 0.6 | 0.9 | 0.0 | 0.3 |
| | TB dispensary | 93.5 | 0.9 | 1.6 | 1.2 | 2.8 |
| | Emergency | 64.0 | 3.0 | 8.4 | 5.8 | 18.7 |
| | Infection hospital | 86.5 | 0.8 | 2.8 | 1.6 | 8.3 |
| | Skin/venerological dispensary | 79.1 | 3.6 | 5.3 | 3.0 | 9.0 |
| | Private venerological doctor | 91.6 | 2.6 | 2.7 | 1.0 | 2.1 |
| | Private narcological doctor | 99.3 | 0.0 | 0.2 | 0.1 | 0.3 |
| | An outreach/social worker about injection drug use | 99.3 | 0.3 | 0.1 | 0.0 | 0.2 |
| Youth (N=559) | | | | | | |
| Ever been to: | Private medical clinic | 46.2 | 14.0 | 23.1 | 9.1 | 7.7 |
| | State medical clinic | 12.7 | 18.1 | 32.4 | 16.5 | 20.4 |
| | Trust point | 98.4 | 0.5 | 0.9 | 0.0 | 0.2 |
| | TB dispensary | 93.7 | 1.3 | 1.3 | 1.3 | 2.5 |
| | Emergency | 70.1 | 2.3 | 8.2 | 3.8 | 15.6 |
| | Infection hospital | 88.6 | 0.5 | 3.4 | 1.1 | 6.4 |
| | Skin/venerological dispensary | 78.7 | 3.8 | 6.4 | 3.0 | 8.1 |
| | Private venerological doctor | 90.5 | 3.0 | 3.9 | 0.9 | 1.6 |
| | Private narcological doctor | 99.5 | 0.0 | 0.2 | 0.2 | 0.2 |
| | An outreach/social worker about injection drug use | 99.6 | 0.0 | 0.2 | 0.0 | 0.2 |
| Commercial Sex Workers (N=187) | | | | | | |
| Ever been to: | Private medical clinic | 36.4 | 17.6 | 28.9 | 9.1 | 8.0 |
| | State medical clinic | 17.6 | 18.2 | 26.2 | 15.5 | 22.5 |
| | Trust point | 95.7 | 2.1 | 1.6 | 0.0 | 0.5 |
| | TB dispensary | 90.4 | 1.6 | 2.1 | 1.1 | 4.8 |
| | Emergency | 70.1 | 3.2 | 7.5 | 4.8 | 14.4 |
| | Infection hospital | 85.0 | 0.0 | 5.3 | 1.1 | 8.6 |
| | Skin/venerological dispensary | 44.9 | 12.3 | 18.7 | 8.6 | 15.5 |
| | Private venerological Doctor | 69.0 | 11.8 | 11.8 | 2.7 | 4.8 |
| | Private narcological doctor | 97.3 | 0.0 | 0.5 | 0.5 | 1.6 |
| | An outreach/social worker about injection drug use | 97.3 | 1.1 | 0.5 | 0.0 | 1.1 |
| Injection Drug Users (N=27) | | | | | | |
| Ever been to: | Private medical clinic | 48.1 | 11.1 | 29.6 | 0.0 | 11.1 |
| | State medical clinic | 29.6 | 11.1 | 25.9 | 14.8 | 18.5 |
| | Trust point | 92.6 | 0.0 | 3.7 | 0.0 | 3.7 |
| | TB dispensary | 77.8 | 3.7 | 11.1 | 3.7 | 3.7 |
| | Emergency | 59.3 | 3.7 | 7.4 | 7.4 | 22.2 |
| | Infection hospital | 81.5 | 0.0 | 3.7 | 0.0 | 14.8 |
| | Skin/venerological dispensary | 59.3 | 3.7 | 11.1 | 7.4 | 18.5 |
| | Private venerological doctor | 81.5 | 3.7 | 0.0 | 3.7 | 11.1 |
| | Private narcological doctor | 77.8 | 0.0 | 14.8 | 0.0 | 7.4 |
| | An outreach/social worker about injection drug use | 81.5 | 7.4 | 3.7 | 0.0 | 7.4 |

Table C9. Karagnada – sociodemographic characteristics of individuals socializing at sites (percentage)

| | | Representative Sample | | Youth | | CSW and Clients | | IDUs | |
|--|--|-----------------------|--------|-------|--------|-----------------|--------|-------|--------|
| | | Male | Female | Male | Female | Male | Female | Male | Female |
| | | N=897 | N=752 | N=440 | N=471 | N=283 | N=280 | N=225 | N=63 |
| Age | 18-19 | 10.5 | 18.5 | 21.4 | 29.5 | 9.2 | 13.6 | 10.2 | 30.2 |
| | 20-24 | 32.2 | 38.7 | 65.7 | 61.8 | 30.7 | 52.1 | 35.6 | 34.9 |
| | 25-29 | 26.0 | 19.0 | 13.0 | 8.7 | 33.6 | 25.4 | 34.7 | 23.8 |
| | 30-34 | 14.7 | 10.2 | 0.0 | 0.0 | 14.8 | 7.1 | 13.8 | 7.9 |
| | 35-39 | 7.9 | 5.1 | 0.0 | 0.0 | 6.7 | 1.1 | 3.6 | 0.0 |
| | 40-44 | 5.5 | 3.6 | 0.0 | 0.0 | 3.9 | 0.7 | 1.8 | 3.2 |
| | 45-49 | 2.0 | 2.5 | 0.0 | 0.0 | 1.1 | 0.0 | 0.4 | 0.0 |
| | 50+ | 1.2 | 2.4 | 0.0 | 0.0 | 0.0 | 0.0 | 0.0 | 0.0 |
| | Total | 100.0 | 100.0 | 100.0 | 100.0 | 100.0 | 100.0 | 100.0 | 100.0 |
| Current residence | Karaganda | 94.4 | 96.4 | 95.9 | 97.0 | 90.8 | 97.1 | 98.2 | 95.2 |
| | Karaganda Oblast | 2.8 | 1.7 | 1.1 | 1.7 | 3.5 | 2.1 | 0.9 | 3.2 |
| | Other Oblasts of Kazakhstan | 2.2 | 0.9 | 2.7 | 0.8 | 3.9 | 0.4 | 0.4 | 1.6 |
| | Elsewhere in Central Asia | 0.4 | 0.4 | 0.0 | 0.2 | 1.8 | 0.4 | 0.4 | 0.0 |
| | Outside of Central Asia | 0.1 | 0.5 | 0.2 | 0.2 | 0.0 | 0.0 | 0.0 | 0.0 |
| | Total | 100.0 | 100.0 | 100.0 | 100.0 | 100.0 | 100.0 | 100.0 | 100.0 |
| Years at residence | < 1 years | 3.2 | 3.7 | 3.0 | 3.2 | 3.2 | 2.5 | 1.3 | 3.2 |
| | 1 year | 1.7 | 0.8 | 2.0 | 1.1 | 1.1 | 0.7 | 1.8 | 0.0 |
| | 2-4 years | 6.7 | 8.0 | 6.8 | 8.5 | 7.1 | 5.7 | 5.3 | 4.8 |
| | 5-10 years | 14.7 | 14.9 | 9.5 | 14.0 | 13.8 | 13.6 | 10.2 | 17.5 |
| | >10 years | 14.0 | 13.6 | 6.8 | 5.7 | 12.0 | 12.1 | 11.6 | 19.0 |
| | all of life | 59.6 | 59.0 | 71.8 | 67.5 | 62.9 | 65.4 | 69.8 | 55.6 |
| Total | 100.0 | 100.0 | 100.0 | 100.0 | 100.0 | 100.0 | 100.0 | 100.0 | |
| Nights slept outside city in past 3 months | 0 | 58.1 | 65.2 | 58.0 | 60.5 | 47.3 | 49.6 | 64.9 | 60.3 |
| | 1-4 | 15.4 | 12.6 | 18.0 | 14.4 | 19.1 | 13.9 | 9.8 | 12.7 |
| | 5-9 | 7.9 | 7.2 | 8.2 | 8.1 | 10.6 | 7.9 | 6.7 | 4.8 |
| | 10-19 | 9.6 | 8.1 | 8.2 | 9.1 | 10.6 | 15.0 | 10.2 | 15.9 |
| | 20+ | 9.0 | 6.9 | 7.7 | 7.9 | 12.4 | 13.6 | 8.4 | 6.3 |
| Total | 100.0 | 100.0 | 100.0 | 100.0 | 100.0 | 100.0 | 100.0 | 100.0 | |
| Married or in union | Yes | 41.5 | 31.9 | 20.5 | 17.0 | 36.4 | 4.6 | 23.6 | 14.3 |
| | No | 58.5 | 68.1 | 79.5 | 83.0 | 63.6 | 95.4 | 76.4 | 85.7 |
| Total | 100.0 | 100.0 | 100.0 | 100.0 | 100.0 | 100.0 | 100.0 | 100.0 | |
| Educational Attainment | Elementary (up to 7 forms) or none | 0.7 | 1.1 | 0.7 | 1.3 | 0.4 | 1.1 | 2.2 | 6.3 |
| | Incomplete high (8-9 forms) | 9.7 | 9.2 | 10.7 | 10.6 | 9.2 | 17.5 | 19.6 | 11.1 |
| | Public high | 30.5 | 34.8 | 35.5 | 44.2 | 28.3 | 53.2 | 42.2 | 58.7 |
| | Special high (technical, pedagogical, medical, etc.) | 30.4 | 25.7 | 25.5 | 20.0 | 28.6 | 21.4 | 28.9 | 14.3 |
| | Incomplete Higher | 13.5 | 14.0 | 18.9 | 18.3 | 15.2 | 5.4 | 4.4 | 6.3 |
| | Higher | 15.2 | 15.3 | 8.9 | 5.7 | 18.4 | 1.4 | 2.7 | 3.2 |
| Total | 100.0 | 100.0 | 100.0 | 100.0 | 100.0 | 100.0 | 100.0 | 100.0 | |
| Employment Status | Employed full-time | 50.8 | 35.8 | 37.0 | 22.5 | 49.8 | 3.9 | 15.1 | 11.1 |
| | Occasional/part-time | 20.6 | 13.7 | 21.6 | 14.2 | 26.5 | 18.6 | 36.9 | 30.2 |
| | Unemployed looking for work | 15.1 | 34.3 | 22.3 | 44.6 | 10.2 | 57.1 | 20.0 | 33.3 |
| | Unemployed not looking | 13.5 | 16.2 | 19.1 | 18.7 | 13.4 | 20.4 | 28.0 | 25.4 |
| Total | 100.0 | 100.0 | 100.0 | 100.0 | 100.0 | 100.0 | 100.0 | 100.0 | |
| Currently Students | Yes | 18.5 | 21.0 | 33.9 | 29.7 | 16.6 | 5.0 | 4.0 | 15.9 |
| | No | 81.5 | 79.0 | 66.1 | 70.3 | 83.4 | 95.0 | 96.0 | 84.1 |
| Total | 100.0 | 100.0 | 100.0 | 100.0 | 100.0 | 100.0 | 100.0 | 100.0 | |
| Interviewer opinion if respondent is: | IDU only | 24.0 | 2.8 | 25.0 | 3.4 | 24.0 | 1.4 | 96.0 | 42.9 |
| | CSW only | 0.0 | 29.7 | 0.0 | 36.7 | 0.0 | 83.2 | 0.0 | 9.5 |
| | Both IDU and CSW | 0.8 | 4.7 | 1.1 | 4.0 | 1.8 | 14.6 | 2.7 | 47.6 |
| | Neither | 75.3 | 62.9 | 73.9 | 55.8 | 74.2 | 0.7 | 1.3 | 0.0 |
| Total | 100.0 | 100.0 | 100.0 | 100.0 | 100.0 | 100.0 | 100.0 | 100.0 | |

Table C10. Karaganda – partner acquisition of individuals interviewed at sites (percentage)

| | Representative Sample | | Youth | | CSW and Clients | | IDUs | | |
|--|-----------------------|--------|-------|--------|-----------------|--------|-------|--------|-------|
| | Male | Female | Male | Female | Male | Female | Male | Female | |
| | N=897 | N=752 | N=440 | N=471 | N=283 | N=280 | N=225 | N=63 | |
| Number of Partners in past 4 weeks | 0 | 14.6 | 14.5 | 13.4 | 13.4 | 3.2 | 0.4 | 17.8 | 3.2 |
| | 1 | 42.7 | 41.4 | 40.9 | 36.5 | 21.9 | 0.4 | 28.9 | 14.3 |
| | 2 | 20.5 | 8.9 | 22.7 | 9.1 | 32.5 | 2.5 | 25.8 | 12.7 |
| | 3 | 10.8 | 5.1 | 11.6 | 4.0 | 19.4 | 5.7 | 13.3 | 11.1 |
| | 4-9 | 10.1 | 9.2 | 10.0 | 9.6 | 21.2 | 24.6 | 13.8 | 27.0 |
| | 10-14 | 0.8 | 7.3 | 1.1 | 8.7 | 0.7 | 23.9 | 0.4 | 12.7 |
| | 15+ | 0.4 | 13.7 | 0.2 | 18.7 | 1.1 | 42.5 | 0.0 | 19.0 |
| | Total | 100.0 | 100.0 | 100.0 | 100.0 | 100.0 | 100.0 | 100.0 | 100.0 |
| Number of New Partners in past 4 weeks | 0 | 57.2 | 56.3 | 50.9 | 50.1 | 26.1 | 1.4 | 50.2 | 22.2 |
| | 1 | 20.4 | 8.8 | 24.3 | 8.7 | 35.7 | 1.4 | 25.3 | 12.7 |
| | 2 | 12.0 | 4.1 | 13.6 | 4.5 | 17.0 | 4.3 | 12.9 | 6.3 |
| | 3 | 4.9 | 3.1 | 5.5 | 2.8 | 10.2 | 7.5 | 5.8 | 7.9 |
| | 4-9 | 4.9 | 11.4 | 5.2 | 13.0 | 9.5 | 33.2 | 5.3 | 25.4 |
| | 10-14 | 0.2 | 7.7 | 0.2 | 8.9 | 0.7 | 23.6 | 0.4 | 14.3 |
| | 15+ | 0.3 | 8.6 | 0.2 | 12.1 | 0.7 | 28.6 | 0.0 | 11.1 |
| | Total | 100.0 | 100.0 | 100.0 | 100.0 | 100.0 | 100.0 | 100.0 | 100.0 |
| Number of Partners in past 12 months | 0 | 3.0 | 6.5 | 3.0 | 6.4 | 0.4 | 0.0 | 4.4 | 0.0 |
| | 1 | 27.6 | 35.2 | 23.2 | 28.7 | 3.9 | 0.4 | 20.4 | 9.5 |
| | 2 | 13.8 | 10.0 | 13.9 | 10.2 | 8.5 | 0.4 | 8.9 | 6.3 |
| | 3 | 8.9 | 6.4 | 9.3 | 5.9 | 9.2 | 0.0 | 7.1 | 0.0 |
| | 4-9 | 27.5 | 8.4 | 30.5 | 9.8 | 41.3 | 2.9 | 32.4 | 17.5 |
| | 10-14 | 9.7 | 3.1 | 11.4 | 3.0 | 20.1 | 3.2 | 14.7 | 11.1 |
| | 15+ | 9.4 | 30.5 | 8.9 | 36.1 | 16.6 | 93.2 | 12.0 | 55.6 |
| | Total | 100.0 | 100.0 | 100.0 | 100.0 | 100.0 | 100.0 | 100.0 | 100.0 |
| Number of New Partners in past 12 months | 0 | 27.6 | 39.2 | 22.5 | 32.9 | 3.9 | 0.4 | 19.1 | 9.5 |
| | 1 | 14.4 | 12.2 | 12.7 | 11.9 | 6.4 | 0.4 | 12.4 | 4.8 |
| | 2 | 9.7 | 6.3 | 11.6 | 6.2 | 11.0 | 0.0 | 9.3 | 1.6 |
| | 3 | 11.0 | 3.9 | 11.4 | 4.0 | 13.8 | 0.4 | 11.6 | 6.3 |
| | 4-9 | 21.3 | 6.3 | 25.2 | 7.4 | 36.4 | 3.9 | 26.7 | 20.6 |
| | 10-14 | 7.6 | 2.1 | 8.2 | 1.7 | 13.8 | 2.5 | 10.2 | 3.2 |
| | 15+ | 8.4 | 30.1 | 8.4 | 35.9 | 14.8 | 92.5 | 10.7 | 54.0 |
| | Total | 100.0 | 100.0 | 100.0 | 100.0 | 100.0 | 100.0 | 100.0 | 100.0 |
| Has regular long-term sexual partner(s) | Yes | 71.0 | 63.6 | 60.9 | 57.5 | 64.3 | 36.4 | 58.7 | 65.1 |
| | No | 29.0 | 36.4 | 39.1 | 42.5 | 35.7 | 63.6 | 41.3 | 34.9 |
| | Total | 100.0 | 100.0 | 100.0 | 100.0 | 100.0 | 100.0 | 100.0 | 100.0 |
| Has received (women) or given (men) money in exchange for sex in past 3 months | Yes | 28.1 | 31.8 | 28.0 | 38.2 | 100.0 | 100.0 | 27.1 | 63.5 |
| | No | 69.2 | 68.2 | 69.3 | 61.8 | 0.0 | 0.0 | 64.9 | 36.5 |
| | Don't remember | 2.7 | 0.0 | 2.7 | 0.0 | 0.0 | 0.0 | 8.0 | 0.0 |
| | Total | 100.0 | 100.0 | 100.0 | 100.0 | 100.0 | 100.0 | 100.0 | 100.0 |
| Number of places women who engage in transactional sex go to look for clients in past 4 weeks | 1 | 0.0 | 14.8 | 0.0 | 18.7 | 0.0 | 45.0 | 0.0 | 23.8 |
| | 2 | 0.0 | 6.3 | 0.0 | 6.4 | 0.0 | 20.7 | 0.0 | 12.7 |
| | 3 | 0.0 | 6.9 | 0.0 | 8.7 | 0.0 | 19.6 | 0.0 | 15.9 |
| | 4+ | 0.0 | 3.9 | 0.0 | 4.5 | 0.0 | 14.6 | 0.0 | 11.1 |
| | Not applicable | 100.0 | 68.2 | 100.0 | 61.8 | 100.0 | 0.0 | 100.0 | 36.5 |
| | Total | 100.0 | 100.0 | 100.0 | 100.0 | 100.0 | 100.0 | 100.0 | 100.0 |

| | | Representative Sample | | Youth | | CSW and Clients | | IDUs | |
|--|----------------|-----------------------|--------|-------|--------|-----------------|--------|-------|--------|
| | | Male | Female | Male | Female | Male | Female | Male | Female |
| | | N=897 | N=752 | N=440 | N=471 | N=283 | N=280 | N=225 | N=63 |
| Men who have had sex with a man in past 4 weeks | Yes | 1.2 | 0.0 | 1.6 | 0.0 | 2.1 | 0.0 | 4.4 | 0.0 |
| | No | 97.8 | 0.0 | 97.5 | 0.0 | 96.5 | 0.0 | 92.4 | 0.0 |
| | Don't remember | 1.0 | 0.0 | 0.9 | 0.0 | 1.4 | 0.0 | 3.1 | 0.0 |
| | Not applicable | 0.0 | 100.0 | 0.0 | 100.0 | 0.0 | 100.0 | 0.0 | 100.0 |
| Total | | 100.0 | 100.0 | 100.0 | 100.0 | 100.0 | 100.0 | 100.0 | 100.0 |

Table C11. Karaganda – reported condom use and AIDS education by individuals socializing at sites (percentage)

| | | Representative Sample | | Youth | | CSW and Clients | | IDUs | |
|--|--------------------------------|-----------------------|--------|-------|--------|-----------------|--------|-------|--------|
| | | Male | Female | Male | Female | Male | Female | Male | Female |
| | | N=897 | N=752 | N=440 | N=471 | N=283 | N=280 | N=225 | N=63 |
| Last time used a condom | In past 24 hours | 9.6 | 24.9 | 11.4 | 31.8 | 15.5 | 68.2 | 6.2 | 38.1 |
| | In past week | 26.9 | 21.9 | 33.2 | 24.4 | 39.2 | 21.4 | 22.7 | 23.8 |
| | In past 4 weeks | 11.4 | 6.8 | 12.5 | 6.6 | 17.0 | 2.9 | 13.8 | 6.3 |
| | In past 2-6 months | 16.5 | 8.8 | 19.3 | 8.1 | 13.8 | 2.5 | 20.0 | 14.3 |
| | In past 7-12 months | 3.3 | 3.3 | 2.7 | 3.0 | 2.1 | 1.1 | 8.9 | 1.6 |
| | Over one year ago | 14.6 | 12.6 | 8.4 | 6.8 | 6.4 | 1.1 | 13.3 | 4.8 |
| | Never used a condom | 17.7 | 21.7 | 12.5 | 19.3 | 6.0 | 2.9 | 15.1 | 11.1 |
| | Total | 100.0 | 100.0 | 100.0 | 100.0 | 100.0 | 100.0 | 100.0 | 100.0 |
| Where got last condom used | Grocery store | 10.8 | 7.2 | 10.5 | 5.9 | 9.9 | 10.7 | 7.6 | 9.5 |
| | Pharmacy | 25.2 | 22.1 | 28.9 | 23.4 | 23.0 | 27.1 | 13.8 | 23.8 |
| | Kiosk | 25.8 | 10.9 | 28.6 | 11.7 | 34.6 | 20.4 | 22.2 | 9.5 |
| | Partner had condom | 9.9 | 28.6 | 10.5 | 28.7 | 13.8 | 21.1 | 19.6 | 31.7 |
| | Friend | 4.3 | 3.1 | 5.5 | 3.6 | 7.8 | 1.8 | 7.1 | 1.6 |
| | Received free of charge | 2.7 | 4.9 | 1.6 | 6.6 | 1.4 | 14.6 | 8.4 | 11.1 |
| | Other | 3.6 | 1.6 | 2.0 | 0.8 | 3.5 | 1.4 | 6.2 | 1.6 |
| | Never used a condom | 17.7 | 21.7 | 12.5 | 19.3 | 6.0 | 2.9 | 15.1 | 11.1 |
| | Total | 100.0 | 100.0 | 100.0 | 100.0 | 100.0 | 100.0 | 100.0 | 100.0 |
| Has condom with them at time of interview | Yes, condom not seen | 3.9 | 5.9 | 3.9 | 7.4 | 8.1 | 16.4 | 3.6 | 9.5 |
| | Yes, condom seen | 10.0 | 16.1 | 13.9 | 21.9 | 15.5 | 44.3 | 8.9 | 20.6 |
| | No | 86.1 | 78.1 | 82.3 | 70.7 | 76.3 | 39.3 | 87.6 | 69.8 |
| | Total | 100.0 | 100.0 | 100.0 | 100.0 | 100.0 | 100.0 | 100.0 | 100.0 |
| Condom used with last new partner in past 4 weeks | Yes | 27.6 | 35.5 | 32.0 | 42.9 | 54.1 | 88.6 | 26.2 | 55.6 |
| | No | 15.2 | 8.2 | 17.0 | 7.0 | 19.8 | 10.0 | 23.6 | 22.2 |
| | No new partner in last 4 weeks | 57.2 | 56.3 | 50.9 | 50.1 | 26.1 | 1.4 | 50.2 | 22.2 |
| | Total | 100.0 | 100.0 | 100.0 | 100.0 | 100.0 | 100.0 | 100.0 | 100.0 |
| Condom used at last sex with a regular partner | Yes | 23.6 | 21.5 | 28.4 | 24.6 | 25.8 | 23.6 | 17.8 | 33.3 |
| | No | 47.4 | 42.0 | 32.5 | 32.9 | 38.5 | 12.9 | 40.9 | 31.7 |
| | No regular partner | 29.0 | 36.4 | 39.1 | 42.5 | 35.7 | 63.6 | 41.3 | 34.9 |
| | Total | 100.0 | 100.0 | 100.0 | 100.0 | 100.0 | 100.0 | 100.0 | 100.0 |

Table C12. Karanganda – site visiting behaviors of individuals socializing at sites (percentage)

| | | Representative Sample | | Youth | | CSW and Clients | | IDUs | |
|--|----------------------|-----------------------|--------|-------|--------|-----------------|--------|-------|--------|
| | | Male | Female | Male | Female | Male | Female | Male | Female |
| | | N=897 | N=752 | N=440 | N=471 | N=283 | N=280 | N=225 | N=63 |
| Frequency of attendance at site | First time | 7.7 | 9.0 | 5.0 | 7.6 | 10.6 | 2.5 | 4.0 | 11.1 |
| | < 1 time per month | 5.1 | 6.3 | 4.1 | 4.9 | 6.0 | 1.4 | 3.6 | 3.2 |
| | 1 time per month | 5.4 | 4.4 | 4.3 | 2.8 | 5.3 | 0.7 | 4.9 | 1.6 |
| | 2-3 times per month | 6.7 | 7.8 | 6.8 | 7.6 | 11.3 | 6.8 | 4.4 | 3.2 |
| | One time per week | 9.8 | 11.3 | 10.5 | 13.0 | 11.7 | 11.8 | 11.6 | 12.7 |
| | 2-3 times per week | 24.0 | 17.3 | 23.9 | 19.7 | 19.8 | 20.7 | 32.0 | 14.3 |
| | 4-6 times per week | 13.0 | 17.6 | 15.9 | 22.5 | 14.5 | 33.2 | 14.2 | 12.7 |
| | Everyday | 28.3 | 26.3 | 29.5 | 21.9 | 20.8 | 22.9 | 25.3 | 41.3 |
| | Total | 100.0 | 100.0 | 100.0 | 100.0 | 100.0 | 100.0 | 100.0 | 100.0 |
| First time at site | First time | 7.7 | 9.0 | 5.0 | 7.6 | 10.6 | 2.5 | 4.0 | 11.1 |
| | In past 4 weeks | 4.0 | 5.6 | 5.2 | 5.7 | 2.5 | 5.7 | 2.2 | 6.3 |
| | In past 2-6 months | 9.4 | 12.1 | 11.8 | 12.3 | 9.5 | 16.8 | 7.6 | 14.3 |
| | In past 7-12 months | 7.1 | 8.4 | 8.9 | 10.0 | 9.9 | 10.7 | 8.0 | 11.1 |
| | > 1 year ago | 71.8 | 64.9 | 69.1 | 64.3 | 67.5 | 64.3 | 78.2 | 57.1 |
| | Total | 100.0 | 100.0 | 100.0 | 100.0 | 100.0 | 100.0 | 100.0 | 100.0 |
| Do you believe that people come here to meet new sexual partners? | Yes | 69.0 | 73.4 | 72.0 | 80.0 | 82.7 | 98.6 | 74.7 | 84.1 |
| | No | 31.0 | 26.6 | 28.0 | 20.0 | 17.3 | 1.4 | 25.3 | 15.9 |
| | Total | 100.0 | 100.0 | 100.0 | 100.0 | 100.0 | 100.0 | 100.0 | 100.0 |
| Have you ever met a new sexual partner at this site? | Yes | 29.8 | 37.9 | 32.3 | 45.6 | 48.8 | 89.6 | 38.2 | 55.6 |
| | No | 70.2 | 62.1 | 67.7 | 54.4 | 51.2 | 10.4 | 61.8 | 44.4 |
| | Total | 100.0 | 100.0 | 100.0 | 100.0 | 100.0 | 100.0 | 100.0 | 100.0 |
| When did you last attract a new sexual partner at this site? | In past 24 hours ago | 1.1 | 14.1 | 1.8 | 17.6 | 2.5 | 41.8 | 2.2 | 25.4 |
| | 7 days ago | 5.9 | 9.8 | 5.9 | 11.7 | 10.6 | 27.9 | 8.9 | 17.5 |
| | 2-4 weeks ago | 6.7 | 6.3 | 8.0 | 7.4 | 14.8 | 13.2 | 8.9 | 3.2 |
| | 2-3 months ago | 6.1 | 2.8 | 7.5 | 3.6 | 10.6 | 3.6 | 8.4 | 3.2 |
| | 4-6 months ago | 2.8 | 1.3 | 3.0 | 1.5 | 4.6 | 1.8 | 1.8 | 3.2 |
| | 7-12 months ago | 2.0 | 1.5 | 1.6 | 1.5 | 2.1 | 1.1 | 3.6 | 1.6 |
| | Over a year ago | 5.1 | 2.1 | 4.5 | 2.3 | 3.5 | 0.4 | 4.4 | 1.6 |
| | Never | 70.2 | 62.1 | 67.7 | 54.4 | 51.2 | 10.4 | 61.8 | 44.4 |
| | Total | 100.0 | 100.0 | 100.0 | 100.0 | 100.0 | 100.0 | 100.0 | 100.0 |
| Use condom with last new partner from here | Yes | 14.0 | 28.3 | 17.5 | 35.9 | 29.0 | 76.1 | 14.2 | 38.1 |
| | No | 8.4 | 4.4 | 6.4 | 4.5 | 8.1 | 5.7 | 10.7 | 4.8 |
| | Don't remember | 7.4 | 5.2 | 8.4 | 5.3 | 11.7 | 7.9 | 13.3 | 12.7 |
| | No partner from here | 70.2 | 62.1 | 67.7 | 54.4 | 51.2 | 10.4 | 61.8 | 44.4 |
| | Total | 100.0 | 100.0 | 100.0 | 100.0 | 100.0 | 100.0 | 100.0 | 100.0 |

Table C13. Karaganda – knowledge about HIV/AIDS transmission and prevention of individuals socializing at sites (percentage)

| | | Representative Sample | | Youth | | CSW and Clients | | IDUs | |
|---|-------------------------------------|-----------------------|--------|-------|--------|-----------------|--------|-------|--------|
| | | Male | Female | Male | Female | Male | Female | Male | Female |
| | | N=897 | N=752 | N=440 | N=471 | N=283 | N=280 | N=225 | N=63 |
| Respondent believes it is possible to become infected with HIV/AIDS through... | | | | | | | | | |
| Sexual contact without condom | Yes | 97.1 | 98.5 | 98.0 | 98.1 | 98.6 | 98.2 | 98.7 | 96.8 |
| | No | 0.4 | 0.3 | 0.9 | 0.4 | 0.4 | 0.4 | 0.0 | 1.6 |
| | Don't know | 2.5 | 1.2 | 1.1 | 1.5 | 1.1 | 1.4 | 1.3 | 1.6 |
| | Total | 100.0 | 100.0 | 100.0 | 100.0 | 100.0 | 100.0 | 100.0 | 100.0 |
| Injecting drugs with shared syringe | Yes | 97.0 | 98.3 | 97.3 | 98.7 | 96.8 | 97.9 | 93.8 | 90.5 |
| | No | 0.7 | 0.5 | 0.9 | 0.2 | 1.1 | 0.7 | 2.7 | 3.2 |
| | Don't know | 2.3 | 1.2 | 1.8 | 1.1 | 2.1 | 1.4 | 3.6 | 6.3 |
| | Total | 100.0 | 100.0 | 100.0 | 100.0 | 100.0 | 100.0 | 100.0 | 100.0 |
| Eating from common dish | Yes | 11.7 | 11.4 | 13.0 | 11.3 | 11.7 | 11.4 | 7.6 | 15.9 |
| | No | 70.2 | 71.4 | 67.7 | 70.1 | 71.4 | 72.1 | 75.6 | 63.5 |
| | Don't know | 18.1 | 17.2 | 19.3 | 18.7 | 17.0 | 16.4 | 16.9 | 20.6 |
| | Total | 100.0 | 100.0 | 100.0 | 100.0 | 100.0 | 100.0 | 100.0 | 100.0 |
| Swimming in common pool | Yes | 11.4 | 13.8 | 12.5 | 14.0 | 11.0 | 10.0 | 11.6 | 14.3 |
| | No | 64.0 | 60.4 | 61.6 | 58.4 | 66.1 | 61.4 | 68.9 | 54.0 |
| | Don't know | 24.6 | 25.8 | 25.9 | 27.6 | 23.0 | 28.6 | 19.6 | 31.7 |
| | Total | 100.0 | 100.0 | 100.0 | 100.0 | 100.0 | 100.0 | 100.0 | 100.0 |
| Insect bite | Yes | 23.3 | 22.6 | 26.1 | 24.8 | 25.1 | 21.1 | 23.6 | 28.6 |
| | No | 45.3 | 46.0 | 41.4 | 43.3 | 46.6 | 41.8 | 46.2 | 38.1 |
| | Don't know | 31.4 | 31.4 | 32.5 | 31.8 | 28.3 | 37.1 | 30.2 | 33.3 |
| | Total | 100.0 | 100.0 | 100.0 | 100.0 | 100.0 | 100.0 | 100.0 | 100.0 |
| Handshake | Yes | 6.2 | 5.5 | 7.0 | 4.9 | 6.0 | 5.0 | 7.1 | 9.5 |
| | No | 84.4 | 83.5 | 84.8 | 84.9 | 86.6 | 85.0 | 85.3 | 81.0 |
| | Don't know | 9.4 | 11.0 | 8.2 | 10.2 | 7.4 | 10.0 | 7.6 | 9.5 |
| | Total | 100.0 | 100.0 | 100.0 | 100.0 | 100.0 | 100.0 | 100.0 | 100.0 |
| People can avoid getting HIV by: | Using condoms | 80.2 | 83.0 | 85.5 | 87.0 | 82.7 | 93.9 | 81.3 | 77.8 |
| | Having fewer partners | 17.1 | 11.7 | 16.8 | 11.3 | 12.7 | 5.7 | 12.9 | 14.3 |
| | Both partners have no other partner | 13.3 | 21.0 | 11.8 | 20.8 | 6.4 | 1.8 | 6.7 | 12.7 |
| | No casual sex | 36.9 | 34.0 | 33.2 | 30.4 | 33.6 | 9.6 | 20.0 | 27.0 |
| | No sex at all | 1.2 | 2.0 | 1.1 | 1.3 | 1.1 | 2.1 | 2.2 | 4.8 |
| | No commercial sex | 15.7 | 13.0 | 17.0 | 11.7 | 13.4 | 2.5 | 12.4 | 6.3 |
| | Avoid sharing needles | 60.8 | 59.7 | 61.6 | 64.8 | 66.1 | 70.7 | 83.6 | 76.2 |
| | Avoid blood transfusions | 17.6 | 19.3 | 17.3 | 20.0 | 23.0 | 25.4 | 23.6 | 15.9 |
| | Others | 7.5 | 6.6 | 7.3 | 5.1 | 6.4 | 3.9 | 4.9 | 0.0 |
| | Don't know any | 2.3 | 2.0 | 1.8 | 2.1 | 1.8 | 1.8 | 2.2 | 7.9 |
| A person who looks healthy can be infected with AIDS | Yes | 70.8 | 73.3 | 69.1 | 73.2 | 66.8 | 73.9 | 72.9 | 55.6 |
| | No | 8.9 | 7.7 | 10.0 | 7.4 | 9.2 | 6.1 | 9.8 | 9.5 |
| | Don't know | 20.3 | 19.0 | 20.9 | 19.3 | 24.0 | 20.0 | 17.3 | 34.9 |
| | Total | 100.0 | 100.0 | 100.0 | 100.0 | 100.0 | 100.0 | 100.0 | 100.0 |
| Number of times been tested for HIV in past 12 months | 0 | 61.5 | 55.3 | 63.4 | 54.1 | 54.8 | 31.1 | 45.3 | 38.1 |
| | 1 | 31.2 | 33.6 | 31.6 | 34.6 | 36.4 | 44.6 | 40.4 | 31.7 |
| | 2 | 5.1 | 6.9 | 3.2 | 6.4 | 7.1 | 12.9 | 9.8 | 15.9 |
| | 3-5 | 1.8 | 3.9 | 1.6 | 4.7 | 1.8 | 11.1 | 4.0 | 12.7 |
| | 6+ | 0.3 | 0.3 | 0.2 | 0.2 | 0.0 | 0.4 | 0.4 | 1.6 |
| | Total | 100.0 | 100.0 | 100.0 | 100.0 | 100.0 | 100.0 | 100.0 | 100.0 |
| Last time tested for HIV was: | Voluntary | 21.5 | 30.1 | 18.9 | 32.5 | 22.3 | 52.5 | 33.8 | 34.9 |
| | Obligatory | 16.8 | 14.8 | 17.5 | 13.4 | 23.0 | 16.8 | 20.9 | 27.0 |
| | Not tested in last 12 months | 61.6 | 55.2 | 63.6 | 54.1 | 54.8 | 30.7 | 45.3 | 38.1 |
| | Total | 100.0 | 100.0 | 100.0 | 100.0 | 100.0 | 100.0 | 100.0 | 100.0 |
| Attended AIDS educational session in past 12 months | Yes | 9.1 | 12.2 | 10.5 | 12.3 | 6.0 | 8.9 | 14.7 | 17.5 |
| | No | 90.9 | 87.8 | 89.5 | 87.7 | 94.0 | 91.1 | 85.3 | 82.5 |
| | Total | 100.0 | 100.0 | 100.0 | 100.0 | 100.0 | 100.0 | 100.0 | 100.0 |

Table C14. Karaganda – injecting drug use behavior reported by individuals socializing at sites (percentage)

| | | Representative Sample | | Youth | | CSW and Clients | | IDUs | |
|--|-----------------------------|-----------------------|--------|-------|--------|-----------------|--------|-------|--------|
| | | Male | Female | Male | Female | Male | Female | Male | Female |
| | | N=897 | N=752 | N=440 | N=471 | N=283 | N=280 | N=225 | N=63 |
| Injecting drug use common in this unit of city (respondent opinion) | Very common | 10.6 | 8.8 | 9.1 | 7.2 | 11.0 | 11.4 | 16.9 | 22.2 |
| | Somewhat common | 37.7 | 32.0 | 40.5 | 34.0 | 36.4 | 40.0 | 56.0 | 44.4 |
| | Not very common | 26.8 | 29.7 | 28.4 | 32.9 | 31.4 | 28.9 | 22.7 | 23.8 |
| | Does not occur in this area | 3.5 | 4.8 | 5.0 | 4.5 | 2.8 | 3.6 | 0.0 | 1.6 |
| | Don't know | 21.5 | 24.7 | 17.0 | 21.4 | 18.4 | 16.1 | 4.4 | 7.9 |
| | Total | 100.0 | 100.0 | 100.0 | 100.0 | 100.0 | 100.0 | 100.0 | 100.0 |
| Injecting drug users socialize at site (respondent opinion) | Yes | 58.2 | 56.0 | 63.0 | 62.0 | 64.7 | 75.0 | 87.6 | 87.3 |
| | No | 8.5 | 6.6 | 9.5 | 5.7 | 8.5 | 4.6 | 1.8 | 1.6 |
| | Don't know | 33.3 | 37.4 | 27.5 | 32.3 | 26.9 | 20.4 | 10.7 | 11.1 |
| | Total | 100.0 | 100.0 | 100.0 | 100.0 | 100.0 | 100.0 | 100.0 | 100.0 |
| Heard of place in city where IDUs can get new syringes | Yes | 36.1 | 31.5 | 40.7 | 34.0 | 37.5 | 54.3 | 73.3 | 69.8 |
| | No | 63.9 | 68.5 | 59.3 | 66.0 | 62.5 | 45.7 | 26.7 | 30.2 |
| | Total | 100.0 | 100.0 | 100.0 | 100.0 | 100.0 | 100.0 | 100.0 | 100.0 |
| Ever injected drugs | Yes | 27.0 | 12.6 | 28.0 | 13.2 | 32.5 | 29.6 | 100.0 | 100.0 |
| | Never | 71.3 | 84.2 | 70.2 | 82.8 | 65.0 | 63.9 | 0.0 | 0.0 |
| | Refuse to answer | 1.7 | 3.2 | 1.8 | 4.0 | 2.5 | 6.4 | 0.0 | 0.0 |
| | Total | 100.0 | 100.0 | 100.0 | 100.0 | 100.0 | 100.0 | 100.0 | 100.0 |
| When last injected drugs | Past 7 days | 14.7 | 4.1 | 15.5 | 4.2 | 15.2 | 7.1 | 71.6 | 61.9 |
| | Past 2-4 weeks | 3.0 | 1.3 | 4.1 | 1.5 | 3.5 | 4.3 | 15.6 | 25.4 |
| | Past 2-3 months | 1.8 | 0.7 | 0.9 | 0.6 | 1.8 | 2.1 | 8.4 | 9.5 |
| | Past 4-6 months | 1.1 | 0.3 | 0.9 | 0.2 | 1.1 | 0.7 | 4.4 | 3.2 |
| | Past 7-12 months | 1.4 | 0.8 | 2.3 | 0.8 | 2.8 | 2.5 | 0.0 | 0.0 |
| | Over one year ago | 5.0 | 5.5 | 4.5 | 5.7 | 8.1 | 12.9 | 0.0 | 0.0 |
| | Never injected drugs | 71.3 | 84.2 | 70.2 | 82.8 | 65.0 | 63.9 | 0.0 | 0.0 |
| | Missing | 1.6 | 3.2 | 1.6 | 4.0 | 2.5 | 6.4 | 0.0 | 0.0 |
| | Total | 100.0 | 100.0 | 100.0 | 100.0 | 100.0 | 100.0 | 100.0 | 100.0 |
| Ever been arrested for injecting drugs | Yes | 14.8 | 4.8 | 11.8 | 4.2 | 12.0 | 10.0 | 56.9 | 36.5 |
| | No | 85.2 | 95.2 | 88.2 | 95.8 | 88.0 | 90.0 | 43.1 | 63.5 |
| | Total | 100.0 | 100.0 | 100.0 | 100.0 | 100.0 | 100.0 | 100.0 | 100.0 |
| Ever met with a narcologist or visited a narcologist dispensary | Yes | 20.3 | 6.8 | 17.7 | 5.1 | 21.9 | 11.1 | 57.3 | 44.4 |
| | No | 79.7 | 93.2 | 82.3 | 94.9 | 78.1 | 88.9 | 42.7 | 55.6 |
| | Total | 100.0 | 100.0 | 100.0 | 100.0 | 100.0 | 100.0 | 100.0 | 100.0 |

Table C15. Karaganda – contact with treatment facilities for men socializing at sites (percentage)

| | Never | <4 weeks | 1-6 months | 7-12 months | >1 year | |
|--|--|----------|------------|-------------|---------|------|
| Representative Sample (N=897) | | | | | | |
| Ever been to: | Private medical clinic | 66.8 | 6.4 | 10.8 | 6.4 | 9.7 |
| | State medical clinic | 9.0 | 10.7 | 27.6 | 16.9 | 35.7 |
| | Trust Point | 91.2 | 4.3 | 2.8 | 0.4 | 1.2 |
| | TB Dispensary | 80.8 | 1.1 | 3.2 | 2.9 | 11.9 |
| | Emergency | 48.4 | 4.0 | 10.3 | 8.1 | 29.2 |
| | Infection Hospital | 71.6 | 1.8 | 2.2 | 2.7 | 21.7 |
| | Skin/Venerological Dispensary | 75.5 | 2.9 | 5.1 | 3.5 | 13.0 |
| | Private venerological Doctor | 95.3 | 1.0 | 1.1 | 1.0 | 1.6 |
| | Private narcological doctor | 96.5 | 0.3 | 0.8 | 0.9 | 1.4 |
| | An outreach/social worker about injection drug use | 93.4 | 4.1 | 1.2 | 0.4 | 0.8 |
| Youth (N=440) | | | | | | |
| Ever been to: | Private medical clinic | 68.4 | 6.1 | 11.1 | 5.5 | 8.9 |
| | State medical clinic | 7.7 | 10.7 | 33.6 | 15.5 | 32.5 |
| | Trust Point | 91.8 | 3.4 | 3.0 | 0.7 | 1.1 |
| | TB Dispensary | 85.0 | 1.4 | 2.3 | 2.3 | 9.1 |
| | Emergency | 52.7 | 4.3 | 8.0 | 8.4 | 26.6 |
| | Infection Hospital | 70.9 | 2.7 | 2.5 | 3.6 | 20.2 |
| | Skin/Venerological Dispensary | 75.9 | 3.2 | 4.1 | 4.3 | 12.5 |
| | Private venerological Doctor | 96.4 | 1.4 | 0.7 | 0.9 | 0.7 |
| | Private narcological doctor | 96.4 | 0.0 | 1.4 | 0.9 | 1.4 |
| | An outreach/social worker about injection drug use | 95.7 | 2.0 | 0.9 | 0.5 | 0.9 |
| Clients of Commercial Sex Workers (N=283) | | | | | | |
| Ever been to: | Private medical clinic | 51.2 | 8.8 | 18.4 | 10.2 | 11.3 |
| | State medical clinic | 8.1 | 11.0 | 26.9 | 19.4 | 34.6 |
| | Trust Point | 90.8 | 3.5 | 2.8 | 0.7 | 2.1 |
| | TB Dispensary | 75.6 | 1.4 | 2.1 | 4.2 | 16.6 |
| | Emergency | 45.9 | 7.4 | 10.6 | 7.8 | 28.3 |
| | Infection Hospital | 62.9 | 2.5 | 3.9 | 4.9 | 25.8 |
| | Skin/Venerological Dispensary | 58.7 | 6.4 | 6.7 | 7.8 | 20.5 |
| | Private venerological Doctor | 90.1 | 1.4 | 2.1 | 2.5 | 3.9 |
| | Private narcological doctor | 93.6 | 0.4 | 1.4 | 2.1 | 2.5 |
| | An outreach/social worker about injection drug use | 96.1 | 1.4 | 0.7 | 0.7 | 1.1 |
| Injection Drug Users (N=225) | | | | | | |
| Ever been to: | Private medical clinic | 76.9 | 4.9 | 6.7 | 4.0 | 7.6 |
| | State medical clinic | 8.0 | 12.0 | 28.0 | 18.7 | 33.3 |
| | Trust Point | 69.3 | 16.0 | 10.2 | 2.7 | 1.8 |
| | TB Dispensary | 73.8 | 0.9 | 7.6 | 4.0 | 13.8 |
| | Emergency | 45.3 | 6.2 | 10.7 | 6.7 | 31.1 |
| | Infection Hospital | 63.1 | 3.6 | 4.0 | 4.0 | 25.3 |
| | Skin/Venerological Dispensary | 68.9 | 4.0 | 7.1 | 6.7 | 13.3 |
| | Private venerological Doctor | 97.3 | 1.3 | 0.4 | 0.4 | 0.4 |
| | Private narcological doctor | 85.8 | 1.8 | 4.9 | 3.6 | 4.0 |
| | An outreach/social worker about injection drug use | 73.8 | 16.4 | 4.4 | 2.7 | 2.7 |

Table C16. Karaganda – contact with treatment facilities for women socializing at sites (percentage)

| | | Never | <4 weeks | 1-6 months | 7-12 months | >1 year |
|---------------------------------------|--|-------|----------|------------|-------------|---------|
| Representative Sample (N=752) | | | | | | |
| Ever been to: | Private medical clinic | 55.2 | 9.6 | 15.6 | 10.4 | 9.3 |
| | State medical clinic | 5.3 | 18.2 | 34.8 | 17.0 | 24.6 |
| | Trust Point | 88.7 | 3.7 | 4.1 | 2.3 | 1.2 |
| | TB Dispensary | 87.1 | 0.9 | 2.5 | 1.9 | 7.6 |
| | Emergency | 37.5 | 6.0 | 11.0 | 14.2 | 31.3 |
| | Infection Hospital | 73.3 | 1.5 | 3.5 | 3.3 | 18.5 |
| | Skin/Venerological Dispensary | 74.1 | 4.0 | 6.3 | 4.7 | 11.0 |
| | Private venerological Doctor | 90.8 | 1.6 | 2.9 | 2.4 | 2.3 |
| | Private narcological doctor | 97.9 | 0.3 | 1.2 | 0.0 | 0.7 |
| | An outreach/social worker about injection drug use | 94.9 | 3.1 | 1.2 | 0.4 | 0.4 |
| Youth (N=471) | | | | | | |
| Ever been to: | Private medical clinic | 56.1 | 10.2 | 15.1 | 10.0 | 8.7 |
| | State medical clinic | 5.3 | 17.0 | 34.4 | 17.6 | 25.7 |
| | Trust Point | 86.4 | 4.0 | 5.5 | 3.0 | 1.1 |
| | TB Dispensary | 89.2 | 0.8 | 2.1 | 1.7 | 6.2 |
| | Emergency | 36.9 | 7.4 | 11.7 | 14.9 | 29.1 |
| | Infection Hospital | 72.0 | 1.9 | 4.0 | 3.2 | 18.9 |
| | Skin/Venerological Dispensary | 70.1 | 4.7 | 7.0 | 5.9 | 12.3 |
| | Private venerological Doctor | 88.1 | 2.1 | 3.0 | 3.4 | 3.4 |
| | Private narcological doctor | 97.9 | 0.2 | 1.5 | 0.0 | 0.4 |
| | An outreach/social worker about injection drug use | 94.9 | 3.2 | 1.3 | 0.2 | 0.4 |
| Commercial Sex Workers (N=280) | | | | | | |
| Ever been to: | Private medical clinic | 56.8 | 9.6 | 12.1 | 10.4 | 11.1 |
| | State medical clinic | 5.0 | 9.6 | 36.8 | 21.1 | 27.5 |
| | Trust Point | 71.1 | 7.5 | 12.9 | 6.4 | 2.1 |
| | TB Dispensary | 85.0 | 1.4 | 2.9 | 2.5 | 8.2 |
| | Emergency | 29.3 | 8.2 | 11.1 | 17.5 | 33.9 |
| | Infection Hospital | 58.2 | 1.8 | 3.9 | 5.4 | 30.7 |
| | Skin/Venerological Dispensary | 46.1 | 8.6 | 11.8 | 10.0 | 23.6 |
| | Private venerological Doctor | 75.7 | 5.4 | 6.8 | 6.4 | 5.7 |
| | Private narcological doctor | 97.5 | 0.7 | 1.1 | 0.0 | 0.7 |
| | An outreach/social worker about injection drug use | 87.5 | 6.4 | 3.9 | 1.1 | 1.1 |
| Injection Drug Users (N=63) | | | | | | |
| Ever been to: | Private medical clinic | 74.6 | 4.8 | 7.9 | 6.3 | 6.3 |
| | State medical clinic | 3.2 | 12.7 | 39.7 | 14.3 | 30.2 |
| | Trust Point | 68.3 | 17.5 | 3.2 | 7.9 | 3.2 |
| | TB Dispensary | 69.8 | 0.0 | 12.7 | 9.5 | 7.9 |
| | Emergency | 30.2 | 9.5 | 12.7 | 17.5 | 30.2 |
| | Infection Hospital | 50.8 | 9.5 | 6.3 | 6.3 | 27.0 |
| | Skin/Venerological Dispensary | 54.0 | 4.8 | 19.0 | 4.8 | 17.5 |
| | Private venerological Doctor | 82.5 | 1.6 | 7.9 | 6.3 | 1.6 |
| | Private narcological doctor | 81.0 | 3.2 | 12.7 | 1.6 | 1.6 |
| | An outreach/social worker about injection drug use | 60.3 | 27.0 | 11.1 | 1.6 | 0.0 |

Table C17. Osh – sociodemographic characteristics of individuals socializing at sites (percentage)

| | | Representative Sample | | Youth | | CSW and Clients | | IDUs | |
|---|---|-----------------------|--------|-------|--------|-----------------|--------|-------|--------|
| | | Male | Female | Male | Female | Male | Female | Male | Female |
| | | N=684 | N=643 | N=187 | N=302 | N=175 | N=255 | N=170 | N=31 |
| Age | 18-19 | 3.1 | 11.0 | 11.2 | 23.5 | 3.4 | 20.0 | 3.5 | 6.5 |
| | 20-24 | 20.2 | 29.9 | 73.8 | 63.6 | 29.1 | 51.8 | 25.9 | 38.7 |
| | 25-29 | 25.4 | 20.1 | 15.0 | 12.9 | 20.0 | 18.8 | 38.2 | 41.9 |
| | 30-34 | 15.6 | 13.7 | 0.0 | 0.0 | 17.1 | 5.1 | 15.3 | 6.5 |
| | 35-39 | 14.8 | 12.3 | 0.0 | 0.0 | 16.0 | 3.1 | 14.1 | 6.5 |
| | 40-44 | 11.3 | 7.3 | 0.0 | 0.0 | 8.6 | 0.4 | 1.7 | 0.0 |
| | 45-49 | 6.6 | 4.0 | 0.0 | 0.0 | 4.6 | 0.4 | 1.2 | 0.0 |
| | 50+ | 3.1 | 1.7 | 0.0 | 0.0 | 1.1 | 0.4 | 0.0 | 0.0 |
| | Total | 100.0 | 100.0 | 100.0 | 100.0 | 100.0 | 100.0 | 100.0 | 100.0 |
| Current residence | Osh | 93.9 | 89.9 | 93.0 | 85.4 | 92.6 | 83.5 | 97.1 | 100.0 |
| | Osh Oblast | 4.7 | 6.1 | 5.9 | 7.3 | 5.7 | 7.5 | 1.2 | 0.0 |
| | Other Oblasts of Kyrgyzstan | 0.9 | 1.6 | 1.1 | 3.0 | 1.1 | 3.5 | 1.2 | 0.0 |
| | Elsewhere in Central Asia | 0.3 | 2.2 | 0.0 | 4.3 | 0.0 | 5.1 | 0.0 | 0.0 |
| | Outside of Central Asia | 0.3 | 0.3 | 0.0 | 0.0 | 0.6 | 0.4 | 0.6 | 0.0 |
| | Total | 100.0 | 100.0 | 100.0 | 100.0 | 100.0 | 100.0 | 100.0 | 100.0 |
| Years at residence | < 1 years | 1.0 | 7.5 | 0.0 | 12.9 | 1.1 | 14.5 | 0.6 | 3.2 |
| | 1 year | 2.3 | 3.7 | 2.1 | 5.6 | 1.7 | 5.5 | 2.9 | 0.0 |
| | 2-4 years | 6.4 | 17.0 | 10.7 | 26.8 | 10.3 | 26.3 | 4.7 | 3.2 |
| | 5-10 years | 17.5 | 23.3 | 17.6 | 17.2 | 19.4 | 19.2 | 11.2 | 25.8 |
| | >10 years | 15.2 | 12.9 | 7.5 | 2.6 | 10.3 | 5.9 | 8.2 | 16.1 |
| | all of life | 57.5 | 35.6 | 62.0 | 34.8 | 57.1 | 28.6 | 72.4 | 51.6 |
| | Total | 100.0 | 100.0 | 100.0 | 100.0 | 100.0 | 100.0 | 100.0 | 100.0 |
| Nights slept outside city in past 3 months | 0 | 43.7 | 36.9 | 41.7 | 30.1 | 36.0 | 28.6 | 42.9 | 22.6 |
| | 1-4 | 17.5 | 18.4 | 14.4 | 19.2 | 17.7 | 18.8 | 24.1 | 32.3 |
| | 5-9 | 10.4 | 13.8 | 10.7 | 12.6 | 10.3 | 15.7 | 12.9 | 9.7 |
| | 10-19 | 15.1 | 16.3 | 15.5 | 20.2 | 14.9 | 23.1 | 10.6 | 19.4 |
| | 20 + | 13.3 | 14.6 | 17.6 | 17.9 | 21.1 | 13.7 | 9.4 | 16.1 |
| | Total | 100.0 | 100.0 | 100.0 | 100.0 | 100.0 | 100.0 | 100.0 | 100.0 |
| Married or living in union | Yes | 65.1 | 45.9 | 24.1 | 18.2 | 45.7 | 9.8 | 31.8 | 22.6 |
| | No | 34.9 | 54.1 | 75.9 | 81.8 | 54.3 | 90.2 | 68.2 | 77.4 |
| | Total | 100.0 | 100.0 | 100.0 | 100.0 | 100.0 | 100.0 | 100.0 | 100.0 |
| Educational attainment | Elementary (up to 7 forms) or none | 0.3 | 0.8 | 0.0 | 0.7 | 0.0 | 1.2 | 0.0 | 6.5 |
| | Incomplete High (8-9 forms) | 6.1 | 8.2 | 9.6 | 11.9 | 5.1 | 14.5 | 10.6 | 16.1 |
| | Public High | 29.5 | 31.6 | 35.8 | 39.1 | 22.3 | 40.4 | 40.0 | 22.6 |
| | Special High (Technical, Pedagogical, Medical, Etc) | 24.7 | 25.5 | 10.2 | 22.2 | 16.0 | 27.1 | 22.4 | 51.6 |
| | Incomplete Higher | 14.6 | 13.2 | 31.6 | 18.5 | 21.1 | 13.3 | 9.4 | 0.0 |
| | Higher | 24.7 | 20.7 | 12.8 | 7.6 | 35.4 | 3.5 | 17.7 | 3.2 |
| | Total | 100.0 | 100.0 | 100.0 | 100.0 | 100.0 | 100.0 | 100.0 | 100.0 |

| | | Representative Sample | | Youth | | CSW and Clients | | IDUs | |
|--|------------------------------------|-----------------------|--------|-------|--------|-----------------|--------|-------|--------|
| | | Male | Female | Male | Female | Male | Female | Male | Female |
| | | N=684 | N=643 | N=187 | N=302 | N=175 | N=255 | N=170 | N=31 |
| Employment Status | Employed full-time | 42.5 | 29.1 | 24.1 | 11.9 | 45.1 | 4.3 | 12.9 | 0.0 |
| | Employed occasionally or part-time | 30.6 | 27.7 | 26.7 | 22.8 | 22.9 | 20.0 | 25.9 | 25.8 |
| | Unemployed, looking for work | 15.4 | 20.8 | 27.8 | 32.8 | 16.0 | 32.5 | 37.1 | 45.2 |
| | Unemployed, not looking for work | 11.5 | 22.4 | 21.4 | 32.5 | 16.0 | 43.1 | 24.1 | 29.0 |
| | Total | 100.0 | 100.0 | 100.0 | 100.0 | 100.0 | 100.0 | 100.0 | 100.0 |
| Currently Students | Yes | 11.0 | 11.0 | 32.6 | 20.5 | 13.0 | 9.4 | 6.5 | 3.2 |
| | No | 89.0 | 89.0 | 67.4 | 79.5 | 87.0 | 90.6 | 93.5 | 96.8 |
| | Total | 100.0 | 100.0 | 100.0 | 100.0 | 100.0 | 100.0 | 100.0 | 100.0 |
| Interviewer opinion if respondent is: | IDU only | 26.3 | 3.3 | 35.5 | 4.0 | 34.3 | 3.9 | 94.7 | 64.5 |
| | CSW only | 2.0 | 35.9 | 1.6 | 60.6 | 1.7 | 87.1 | 1.2 | 0.0 |
| | Both IDU and CSW | 1.8 | 2.6 | 3.7 | 3.3 | 3.4 | 6.3 | 2.9 | 32.3 |
| | Neither | 69.9 | 58.2 | 59.3 | 32.1 | 60.6 | 2.7 | 1.2 | 3.2 |
| | Total | 100.0 | 100.0 | 100.0 | 100.0 | 100.0 | 100.0 | 100.0 | 100.0 |

Table C18. Osh – partner acquisition of individuals interviewed at sites (percentage)

| | | Representative Sample | | Youth | | CSW and Clients | | IDUs | |
|--|----------------|-----------------------|--------|-------|--------|-----------------|--------|-------|--------|
| | | Male | Female | Male | Female | Male | Female | Male | Female |
| | | N=684 | N=643 | N=187 | N=302 | N=175 | N=255 | N=170 | N=31 |
| Number of partners in past 4 weeks | 0 | 48.1 | 29.7 | 47.6 | 20.2 | 26.9 | 0.4 | 45.9 | 0.0 |
| | 1 | 28.4 | 28.3 | 20.9 | 13.6 | 25.7 | 3.9 | 24.1 | 16.1 |
| | 2 | 14.0 | 6.2 | 18.7 | 7.9 | 25.7 | 10.2 | 17.1 | 35.5 |
| | 3 | 4.1 | 3.3 | 7.0 | 3.3 | 10.3 | 6.3 | 3.5 | 9.7 |
| | 4-9 | 4.4 | 15.9 | 3.2 | 25.5 | 8.6 | 37.6 | 7.7 | 16.1 |
| | 10-14 | 0.6 | 8.2 | 1.6 | 14.2 | 2.3 | 20.4 | 0.6 | 12.9 |
| | 15+ | 0.4 | 8.4 | 1.1 | 15.2 | 0.6 | 21.2 | 1.2 | 9.7 |
| | Total | 100.0 | 100.0 | 100.0 | 100.0 | 100.0 | 100.0 | 100.0 | 100.0 |
| Number of new partners in past 4 weeks | 0 | 71.8 | 57.2 | 62.6 | 32.8 | 41.7 | 5.1 | 59.4 | 22.6 |
| | 1 | 18.0 | 8.9 | 20.9 | 8.6 | 32.6 | 11.4 | 24.7 | 29.0 |
| | 2 | 7.5 | 5.9 | 12.8 | 9.6 | 19.4 | 13.7 | 10.6 | 16.1 |
| | 3 | 1.8 | 5.0 | 2.1 | 9.3 | 2.9 | 12.2 | 2.9 | 3.2 |
| | 4-9 | 0.7 | 13.2 | 1.6 | 22.8 | 2.9 | 32.9 | 1.8 | 12.9 |
| | 10-14 | 0.3 | 6.1 | 0.0 | 10.3 | 0.6 | 15.3 | 0.6 | 9.7 |
| | 15+ | 0.0 | 3.7 | 0.0 | 6.6 | 0.0 | 9.4 | 0.0 | 6.5 |
| | Total | 100.0 | 100.0 | 100.0 | 100.0 | 100.0 | 100.0 | 100.0 | 100.0 |
| Number of partners in past 12 months | 0 | 12.3 | 16.2 | 18.7 | 17.2 | 1.1 | 0.0 | 14.7 | 6.5 |
| | 1 | 36.4 | 36.9 | 19.8 | 13.9 | 5.1 | 0.8 | 19.4 | 0.0 |
| | 2 | 10.7 | 4.0 | 8.6 | 2.3 | 9.7 | 2.4 | 7.7 | 0.0 |
| | 3 | 8.5 | 2.5 | 10.7 | 2.6 | 14.3 | 2.4 | 5.8 | 6.5 |
| | 4-9 | 21.2 | 5.1 | 26.7 | 5.6 | 46.3 | 10.2 | 34.7 | 29.0 |
| | 10-14 | 4.1 | 4.8 | 7.5 | 8.9 | 11.4 | 11.8 | 6.5 | 6.5 |
| | 15+ | 6.9 | 30.5 | 8.0 | 49.3 | 12.0 | 72.5 | 11.2 | 51.6 |
| | Total | 100.0 | 100.0 | 100.0 | 100.0 | 100.0 | 100.0 | 100.0 | 100.0 |
| Number of new partners in past 12 months | 0 | 49.6 | 54.6 | 37.4 | 32.8 | 6.9 | 0.0 | 28.2 | 9.7 |
| | 1 | 10.5 | 4.0 | 9.6 | 2.0 | 13.7 | 2.4 | 13.5 | 0.0 |
| | 2 | 10.5 | 3.1 | 9.6 | 3.3 | 18.3 | 2.7 | 12.4 | 9.7 |
| | 3 | 8.2 | 1.2 | 11.2 | 1.3 | 11.4 | 4.7 | 11.8 | 0.0 |
| | 4-9 | 13.9 | 6.2 | 19.8 | 8.3 | 34.3 | 12.9 | 18.8 | 35.5 |
| | 10-14 | 3.5 | 5.4 | 7.0 | 9.3 | 9.1 | 13.7 | 7.7 | 6.5 |
| | 15+ | 3.8 | 25.3 | 5.3 | 43.0 | 6.3 | 63.5 | 7.7 | 38.7 |
| | Total | 100.0 | 100.0 | 100.0 | 100.0 | 100.0 | 100.0 | 100.0 | 100.0 |
| Has regular long-term sexual partner(s) | Yes | 73.7 | 60.2 | 43.9 | 41.4 | 70.9 | 36.5 | 54.7 | 38.7 |
| | No | 26.3 | 39.8 | 56.1 | 58.6 | 29.1 | 63.5 | 45.3 | 61.3 |
| | Total | 100.0 | 100.0 | 100.0 | 100.0 | 100.0 | 100.0 | 100.0 | 100.0 |
| Has received (women) or given (men) money in exchange for sex in past 3 months | Yes | 25.6 | 39.7 | 33.7 | 66.2 | 100.0 | 100.0 | 32.4 | 64.5 |
| | No | 67.5 | 59.9 | 59.4 | 33.4 | 0.0 | 0.0 | 52.4 | 35.5 |
| | Don't remember | 5.4 | 0.0 | 4.8 | 0.0 | 0.0 | 0.0 | 14.7 | 0.0 |
| | Missing | 1.5 | 0.5 | 2.1 | 0.3 | 0.0 | 0.0 | 0.6 | 0.0 |
| Total | 100.0 | 100.0 | 100.0 | 100.0 | 100.0 | 100.0 | 100.0 | 100.0 | |
| Number of places women who engage in transactional sex go to look for clients in past 4 weeks | 0 | 0.0 | 0.3 | 0.0 | 0.3 | 0.0 | 0.8 | 0.0 | 0.0 |
| | 1 | 0.0 | 14.5 | 0.0 | 24.2 | 0.0 | 36.5 | 0.0 | 29.0 |
| | 2 | 0.0 | 14.8 | 0.0 | 25.8 | 0.0 | 37.3 | 0.0 | 16.1 |
| | 3 | 0.0 | 5.8 | 0.0 | 8.6 | 0.0 | 14.5 | 0.0 | 6.5 |
| | 4+ | 0.0 | 3.3 | 0.0 | 5.6 | 0.0 | 8.2 | 0.0 | 12.9 |
| | NA | 100.0 | 59.9 | 100.0 | 33.4 | 100.0 | 0.0 | 100.0 | 35.5 |
| | Missing | 0.0 | 1.6 | 0.0 | 2.0 | 0.0 | 2.7 | 0.0 | 0.0 |
| | Total | 100.0 | 100.0 | 100.0 | 100.0 | 100.0 | 100.0 | 100.0 | 100.0 |
| Men who have had sex with a man in past 4 weeks | Yes | 1.6 | 0.0 | 1.1 | 0.0 | 5.1 | 0.0 | 5.9 | 0.0 |
| | No | 95.6 | 0.0 | 94.7 | 0.0 | 92.6 | 0.0 | 90.0 | 0.0 |
| | Don't remember | 1.0 | 0.0 | 1.6 | 0.0 | 2.3 | 0.0 | 2.9 | 0.0 |
| | NA | 0.0 | 100.0 | 0.0 | 100.0 | 0.0 | 100.0 | 0.0 | 100.0 |
| | Missing | 1.8 | 0.0 | 2.7 | 0.0 | 0.0 | 0.0 | 0.6 | 0.0 |
| | Total | 100.0 | 100.0 | 100.0 | 100.0 | 100.0 | 100.0 | 100.0 | 100.0 |

Table C19. Osh – reported condom use and AIDS education by individuals socializing at sites (percentage)

| | Representative Sample | | Youth | | CSW and Clients | | IDUs | | |
|--|--------------------------------|--------|-------|--------|-----------------|--------|-------|--------|------|
| | Male | Female | Male | Female | Male | Female | Male | Female | |
| | N=684 | N=643 | N=187 | N=302 | N=175 | N=255 | N=170 | N=31 | |
| Last time used a condom | In past 24 hours | 2.8 | 23.2 | 4.8 | 38.7 | 6.3 | 53.7 | 4.1 | 19.4 |
| | In past week | 11.5 | 16.6 | 13.4 | 23.5 | 22.9 | 31.0 | 14.1 | 22.6 |
| | In past 4 weeks | 13.7 | 5.4 | 15.5 | 7.6 | 25.1 | 9.4 | 22.4 | 16.1 |
| | In past 2-6 months | 13.3 | 4.2 | 16.6 | 3.0 | 22.3 | 2.4 | 13.5 | 19.4 |
| | In past 7-12 months | 5.6 | 1.4 | 6.4 | 0.3 | 5.1 | 1.2 | 7.7 | 3.2 |
| | Over one year ago | 15.5 | 8.4 | 12.8 | 4.0 | 10.3 | 0.4 | 12.4 | 9.7 |
| | Never used a condom | 37.6 | 40.7 | 30.5 | 22.8 | 8.0 | 2.0 | 25.9 | 9.7 |
| Total | 100.0 | 100.0 | 100.0 | 100.0 | 100.0 | 100.0 | 100.0 | 100.0 | |
| Where got last condom used | Grocery store | 1.2 | 0.3 | 1.6 | 0.3 | 2.3 | 0.0 | 0.0 | 0.0 |
| | Pharmacy | 14.3 | 12.3 | 10.2 | 12.9 | 12.6 | 11.8 | 7.7 | 12.9 |
| | Kiosk | 21.3 | 10.0 | 25.1 | 12.9 | 36.6 | 16.1 | 30.6 | 16.1 |
| | Partner had condom | 10.4 | 19.4 | 13.4 | 28.5 | 16.6 | 36.5 | 12.9 | 25.8 |
| | Friend | 7.9 | 4.5 | 8.6 | 5.0 | 12.6 | 9.4 | 14.1 | 16.1 |
| | Received free of charge | 2.9 | 7.9 | 4.3 | 12.9 | 4.0 | 18.0 | 4.1 | 12.9 |
| | Other | 4.4 | 4.8 | 6.4 | 4.6 | 7.4 | 6.3 | 5.3 | 6.5 |
| | Never used a condom | 37.6 | 40.7 | 30.5 | 22.8 | 8.0 | 2.0 | 25.3 | 9.7 |
| Total | 100.0 | 100.0 | 100.0 | 100.0 | 100.0 | 100.0 | 100.0 | 100.0 | |
| Has condom with them at time of interview | Yes, condom not seen | 3.4 | 14.0 | 2.1 | 23.5 | 6.9 | 31.4 | 2.4 | 16.3 |
| | Yes, condom seen | 4.4 | 9.5 | 5.9 | 12.6 | 9.1 | 20.0 | 5.3 | 12.9 |
| | No | 92.3 | 76.5 | 92.0 | 63.9 | 84.0 | 48.6 | 92.4 | 71.0 |
| Total | 100.0 | 100.0 | 100.0 | 100.0 | 100.0 | 100.0 | 100.0 | 100.0 | |
| Condom used with last new partner in past 4 weeks | Yes | 17.1 | 35.5 | 24.1 | 59.3 | 40.0 | 84.7 | 26.5 | 54.8 |
| | No | 10.2 | 5.9 | 12.8 | 6.6 | 18.3 | 8.6 | 24.7 | 35.5 |
| | No new partner in last 4 weeks | 71.8 | 57.2 | 62.6 | 32.8 | 41.7 | 5.1 | 48.8 | 9.7 |
| | Missing | 0.9 | 1.4 | 0.5 | 1.3 | 0.0 | 1.6 | 0.6 | 0.0 |
| Total | 100.0 | 100.0 | 100.0 | 100.0 | 100.0 | 100.0 | 100.0 | 100.0 | |
| Condom used at last sex with a regular partner | Yes | 19.2 | 17.0 | 13.9 | 20.5 | 35.4 | 23.9 | 35.3 | 38.7 |
| | No | 50.9 | 41.4 | 28.3 | 19.9 | 35.4 | 12.2 | 34.7 | 48.4 |
| | No regular partner | 26.3 | 39.8 | 56.1 | 58.6 | 29.1 | 63.5 | 30.0 | 12.9 |
| | Missing | 3.7 | 1.9 | 1.6 | 1.0 | 0.0 | 0.4 | 3.9 | 0.0 |
| Total | 100.0 | 100.0 | 100.0 | 100.0 | 100.0 | 100.0 | 100.0 | 100.0 | |

Table C20. Osh – knowledge about HIV/AIDS transmission and prevention of individuals socializing at sites (percentage)

| | Representative Sample | | Youth | | CSW and Clients | | IDUs | | |
|--|-------------------------------------|--------|-------|--------|-----------------|--------|-------|--------|-------|
| | Male | Female | Male | Female | Male | Female | Male | Female | |
| | N=684 | N=643 | N=187 | N=302 | N=175 | N=255 | N=170 | N=31 | |
| Respondent believes it is possible to become infected with HIV/AIDS through ... | | | | | | | | | |
| Sexual contact without condom | Yes | 97.2 | 93.5 | 97.3 | 95.0 | 98.9 | 98.4 | 93.5 | 90.3 |
| | No | 0.4 | 0.5 | 0.0 | 0.3 | 0.6 | 0.0 | 1.2 | 3.2 |
| | Don't know | 2.3 | 6.1 | 2.7 | 4.6 | 0.6 | 1.6 | 5.3 | 6.5 |
| | Total | 100.0 | 100.0 | 100.0 | 100.0 | 100.0 | 100.0 | 100.0 | 100.0 |
| Injecting drugs with shared syringe | Yes | 91.8 | 89.6 | 93.6 | 88.7 | 94.9 | 90.2 | 85.9 | 83.9 |
| | No | 1.6 | 2.3 | 2.7 | 3.6 | 2.9 | 4.7 | 3.5 | 6.5 |
| | Don't know | 6.6 | 8.1 | 3.7 | 7.6 | 2.3 | 5.1 | 10.6 | 9.7 |
| | Total | 100.0 | 100.0 | 100.0 | 100.0 | 100.0 | 100.0 | 100.0 | 100.0 |
| Eating from common dish | Yes | 18.3 | 12.6 | 19.3 | 11.9 | 14.9 | 9.4 | 7.7 | 3.2 |
| | No | 51.6 | 51.6 | 56.1 | 49.7 | 65.7 | 52.9 | 61.8 | 80.7 |
| | Don't know | 30.1 | 35.8 | 24.6 | 38.4 | 19.4 | 37.6 | 30.6 | 16.1 |
| | Total | 100.0 | 100.0 | 100.0 | 100.0 | 100.0 | 100.0 | 100.0 | 100.0 |
| Swimming in common pool | Yes | 14.3 | 10.1 | 13.4 | 10.9 | 6.3 | 8.2 | 7.7 | 3.2 |
| | No | 52.3 | 49.5 | 56.1 | 51.3 | 71.4 | 56.5 | 56.5 | 48.4 |
| | Don't know | 33.3 | 40.4 | 30.5 | 37.7 | 22.3 | 35.3 | 35.9 | 48.4 |
| | Total | 100.0 | 100.0 | 100.0 | 100.0 | 100.0 | 100.0 | 100.0 | 100.0 |
| Insect bite | Yes | 19.0 | 21.5 | 24.6 | 20.2 | 22.3 | 21.2 | 20.0 | 22.6 |
| | No | 45.3 | 40.6 | 37.4 | 42.7 | 52.6 | 44.3 | 38.8 | 25.8 |
| | Don't know | 35.7 | 37.9 | 38.0 | 37.1 | 25.1 | 34.5 | 41.2 | 51.6 |
| | Total | 100.0 | 100.0 | 100.0 | 100.0 | 100.0 | 100.0 | 100.0 | 100.0 |
| Handshake | Yes | 7.2 | 3.0 | 8.0 | 2.3 | 5.1 | 2.0 | 3.5 | 3.2 |
| | No | 80.8 | 82.6 | 79.7 | 83.4 | 86.3 | 86.3 | 87.1 | 87.1 |
| | Don't know | 12.0 | 14.5 | 12.3 | 14.2 | 8.6 | 11.8 | 9.4 | 9.7 |
| | Total | 100.0 | 100.0 | 100.0 | 100.0 | 100.0 | 100.0 | 100.0 | 100.0 |
| People can avoid of getting HIV by: | Using condoms | 73.1 | 69.7 | 78.1 | 79.8 | 86.3 | 87.1 | 72.9 | 74.2 |
| | Having fewer partners | 10.5 | 10.3 | 8.6 | 10.6 | 13.7 | 11.0 | 6.5 | 9.7 |
| | Both partners have no other partner | 25.6 | 29.2 | 13.4 | 24.8 | 19.4 | 16.9 | 10.0 | 16.1 |
| | No casual sex | 38.0 | 36.4 | 36.9 | 30.5 | 29.1 | 28.6 | 22.9 | 29.0 |
| | No sex at all | 7.9 | 6.2 | 7.0 | 4.0 | 4.6 | 2.0 | 7.7 | 0.0 |
| | No commercial sex | 27.6 | 27.8 | 22.5 | 22.8 | 16.6 | 13.7 | 16.5 | 16.1 |
| | Avoid sharing needles | 58.3 | 49.9 | 63.6 | 58.9 | 63.4 | 63.5 | 71.2 | 71.0 |
| | Avoid blood transfusions | 22.2 | 18.8 | 22.5 | 18.5 | 28.6 | 22.7 | 30.6 | 25.8 |
| | Others | 2.5 | 3.3 | 1.6 | 2.3 | 1.1 | 3.5 | 0.0 | 3.2 |
| | Don't know any | 4.5 | 8.1 | 4.3 | 5.0 | 0.0 | 3.5 | 12.4 | 9.7 |
| A person who looks healthy can be infected with AIDS | Yes | 47.1 | 41.1 | 42.2 | 35.8 | 60.6 | 36.1 | 48.2 | 38.7 |
| | No | 10.5 | 10.6 | 12.8 | 11.3 | 13.1 | 9.8 | 7.7 | 6.5 |
| | Don't know | 42.4 | 48.4 | 44.9 | 53.0 | 26.3 | 54.1 | 43.5 | 54.8 |
| | Total | 100.0 | 100.0 | 100.0 | 100.0 | 100.0 | 100.0 | 100.0 | 100.0 |

| | Representative Sample | | Youth | | CSW and Clients | | IDUs | | |
|--|------------------------------|--------|-------|--------|-----------------|--------|-------|--------|-------|
| | Male | Female | Male | Female | Male | Female | Male | Female | |
| | N=684 | N=643 | N=187 | N=302 | N=175 | N=255 | N=170 | N=31 | |
| Number of times been tested for HIV in past 12 months | 0 | 77.2 | 67.5 | 74.9 | 59.9 | 73.7 | 49.8 | 59.4 | 45.2 |
| | 1 | 17.4 | 18.2 | 19.8 | 19.9 | 21.7 | 21.6 | 28.2 | 16.1 |
| | 2 | 3.7 | 9.2 | 3.2 | 11.3 | 3.4 | 16.5 | 8.2 | 16.1 |
| | 3 -- 5 | 1.0 | 3.4 | 1.6 | 5.3 | 0.6 | 8.2 | 3.5 | 12.9 |
| | 6+ | 0.7 | 1.7 | 0.5 | 3.6 | 0.6 | 3.9 | 0.6 | 9.7 |
| | Total | 100.0 | 100.0 | 100.0 | 100.0 | 100.0 | 100.0 | 100.0 | 100.0 |
| Last time tested for HIV was: | Voluntary | 4.7 | 12.0 | 4.8 | 18.5 | 4.0 | 24.3 | 10.6 | 16.1 |
| | Obligatory | 16.8 | 20.2 | 19.3 | 21.5 | 20.0 | 25.9 | 28.2 | 38.7 |
| | Not tested in last 12 months | 77.2 | 67.5 | 74.9 | 59.9 | 73.7 | 49.8 | 59.4 | 45.2 |
| | Missing | 1.3 | 0.3 | 1.1 | 0.0 | 2.3 | 0.0 | 1.8 | 0.0 |
| Total | 100.0 | 100.0 | 100.0 | 100.0 | 100.0 | 100.0 | 100.0 | 100.0 | |
| Attended AIDS educational session in past 12 months | Yes | 13.2 | 21.8 | 13.4 | 23.8 | 8.6 | 25.1 | 14.1 | 16.1 |
| | No | 86.8 | 78.2 | 86.6 | 76.2 | 91.4 | 74.9 | 85.9 | 83.9 |
| Total | 100.0 | 100.0 | 100.0 | 100.0 | 100.0 | 100.0 | 100.0 | 100.0 | |

Table C21. Osh – site visiting behaviors of individuals socializing at sites (percentage)

| | | Representative Sample | | Youth | | CSW and Clients | | IDUs | |
|--|----------------------|-----------------------|--------|-------|--------|-----------------|--------|-------|--------|
| | | Male | Female | Male | Female | Male | Female | Male | Female |
| | | N=684 | N=643 | N=187 | N=302 | N=175 | N=255 | N=170 | N=31 |
| Frequency of attendance at site | First time | 3.4 | 3.6 | 3.2 | 3.3 | 1.7 | 2.0 | 1.8 | 0.0 |
| | < 1 time per month | 6.4 | 3.1 | 6.4 | 2.6 | 2.3 | 1.6 | 3.5 | 3.2 |
| | 1 time per month | 4.7 | 3.0 | 5.3 | 2.6 | 5.7 | 0.4 | 2.4 | 0.0 |
| | 2-3 times per month | 9.5 | 7.0 | 11.2 | 7.3 | 12.0 | 6.7 | 8.8 | 9.9 |
| | One time per week | 10.8 | 9.0 | 12.8 | 10.6 | 16.0 | 7.8 | 9.4 | 12.9 |
| | 2-3 times per week | 25.3 | 21.0 | 25.1 | 27.2 | 32.0 | 29.8 | 35.3 | 22.6 |
| | 4-6 times per week | 13.5 | 17.0 | 14.4 | 19.9 | 12.6 | 22.4 | 17.7 | 41.9 |
| | Everyday | 26.5 | 36.4 | 21.4 | 26.5 | 17.7 | 29.4 | 21.2 | 9.7 |
| | Total | 100.0 | 100.0 | 100.0 | 100.0 | 100.0 | 100.0 | 100.0 | 100.0 |
| First time at site | First time | 3.4 | 3.6 | 3.2 | 3.3 | 1.7 | 2.0 | 1.8 | 0.0 |
| | In past 4 weeks | 3.8 | 8.7 | 4.3 | 13.6 | 2.9 | 11.0 | 1.8 | 9.7 |
| | In past 2-6 months | 11.8 | 18.4 | 16.6 | 24.5 | 12.0 | 29.8 | 19.4 | 19.4 |
| | In past 7-12 months | 9.5 | 10.1 | 11.2 | 15.2 | 9.7 | 15.7 | 10.0 | 12.9 |
| | > 1 year ago | 71.5 | 59.3 | 64.7 | 43.4 | 73.7 | 41.6 | 67.1 | 58.1 |
| | Total | 100.0 | 100.0 | 100.0 | 100.0 | 100.0 | 100.0 | 100.0 | 100.0 |
| Do you believe that people come here to meet new sexual partners? | Yes | 66.2 | 70.5 | 68.4 | 77.5 | 80.6 | 93.7 | 72.9 | 80.7 |
| | No | 33.8 | 29.5 | 31.6 | 22.5 | 19.4 | 6.3 | 27.1 | 19.4 |
| | Total | 100.0 | 100.0 | 100.0 | 100.0 | 100.0 | 100.0 | 100.0 | 100.0 |
| Have you ever met a new sexual partner at this site? | Yes | 26.2 | 39.8 | 34.8 | 62.3 | 60.0 | 89.8 | 47.1 | 71.0 |
| | No | 73.8 | 60.2 | 65.2 | 37.7 | 40.0 | 10.2 | 52.9 | 29.0 |
| | Total | 100.0 | 100.0 | 100.0 | 100.0 | 100.0 | 100.0 | 100.0 | 100.0 |
| When did you last attract a new sexual partner at this site? | In past 24 hours ago | 1.0 | 11.7 | 1.6 | 19.9 | 1.1 | 29.4 | 2.9 | 16.1 |
| | 7 days ago | 4.1 | 13.5 | 9.6 | 24.2 | 9.7 | 33.3 | 9.4 | 16.1 |
| | 2-4 weeks ago | 5.3 | 5.6 | 6.4 | 8.6 | 11.4 | 11.8 | 8.8 | 19.4 |
| | 2-3 months ago | 3.9 | 3.3 | 6.4 | 4.6 | 9.1 | 7.1 | 8.2 | 12.9 |
| | 4-6 months ago | 3.2 | 1.9 | 3.2 | 2.0 | 8.6 | 3.5 | 1.8 | 0.0 |
| | 7-12 months ago | 2.2 | 0.6 | 3.7 | 1.0 | 4.0 | 0.8 | 2.9 | 0.0 |
| | Over a year ago | 6.3 | 3.1 | 3.7 | 2.0 | 16.0 | 3.9 | 17.1 | 12.9 |
| | Never | 73.8 | 60.2 | 65.2 | 37.7 | 40.0 | 10.2 | 48.8 | 22.6 |
| | Missing | 0.1 | 0.2 | 0.0 | 0.0 | 0.0 | 0.0 | 0.0 | 0.0 |
| | Total | 100.0 | 100.0 | 100.0 | 100.0 | 100.0 | 100.0 | 100.0 | 100.0 |
| Use condom with last new partner from here | Yes | 15.1 | 30.0 | 20.9 | 50.7 | 41.7 | 72.9 | 29.4 | 25.8 |
| | No | 6.9 | 5.0 | 10.2 | 4.6 | 13.7 | 8.2 | 15.9 | 25.8 |
| | Don't remember | 4.2 | 4.8 | 3.7 | 7.0 | 4.6 | 8.6 | 12.4 | 25.8 |
| | No partner from here | 73.8 | 60.2 | 65.2 | 37.7 | 40.0 | 10.2 | 42.4 | 22.5 |
| | Total | 100.0 | 100.0 | 100.0 | 100.0 | 100.0 | 100.0 | 100.0 | 100.0 |

Table C22. Osh – injecting drug use behavior reported by individuals socializing at sites (percentage)

| | | Representative Sample | | Youth | | CSW and Clients | | IDUs | |
|--|-----------------------------|-----------------------|--------|-------|--------|-----------------|--------|-------|--------|
| | | Male | Female | Male | Female | Male | Female | Male | Female |
| | | N=684 | N=643 | N=187 | N=302 | N=175 | N=255 | N=170 | N=31 |
| Injecting drug use common in this unit of city (respondent opinion) | Very common | 9.9 | 11.2 | 10.7 | 8.9 | 5.7 | 10.6 | 18.2 | 38.7 |
| | Somewhat common | 28.4 | 19.6 | 31.0 | 19.2 | 44.6 | 25.1 | 44.7 | 29.0 |
| | Not very common | 31.4 | 23.3 | 36.4 | 22.8 | 31.4 | 22.0 | 28.2 | 29.0 |
| | Does not occur in this area | 1.0 | 2.8 | 0.5 | 1.7 | 0.0 | 2.0 | 0.0 | 0.0 |
| | Don't know | 29.2 | 43.1 | 21.4 | 47.4 | 18.3 | 40.4 | 8.8 | 3.2 |
| | Total | 100.0 | 100.0 | 100.0 | 100.0 | 100.0 | 100.0 | 100.0 | 100.0 |
| Injecting drug users socialize at site (respondent opinion) | Yes | 51.2 | 33.1 | 59.9 | 31.5 | 64.6 | 35.3 | 90.6 | 90.3 |
| | No | 8.9 | 13.5 | 5.9 | 14.9 | 5.7 | 16.5 | 2.9 | 0.0 |
| | Don't know | 39.9 | 53.3 | 34.2 | 53.6 | 29.7 | 48.2 | 6.5 | 9.7 |
| | Total | 100.0 | 100.0 | 100.0 | 100.0 | 100.0 | 100.0 | 100.0 | 100.0 |
| Heard of place in city where IDUs can get new syringes | Yes | 22.1 | 16.5 | 32.1 | 17.5 | 25.1 | 22.0 | 41.8 | 54.8 |
| | No | 77.9 | 83.5 | 67.9 | 82.5 | 74.9 | 78.0 | 58.2 | 45.2 |
| | Total | 100.0 | 100.0 | 100.0 | 100.0 | 100.0 | 100.0 | 100.0 | 100.0 |
| Ever injected drugs | Yes | 26.0 | 5.1 | 35.8 | 6.3 | 34.3 | 8.6 | 100.0 | 100.0 |
| | Never | 74.0 | 94.9 | 64.2 | 93.7 | 65.7 | 91.4 | 0.0 | 0.0 |
| | Total | 100.0 | 100.0 | 100.0 | 100.0 | 100.0 | 100.0 | 100.0 | 100.0 |
| When last injected drugs | Past 7 days | 18.4 | 3.7 | 24.6 | 4.3 | 21.7 | 5.9 | 74.1 | 77.4 |
| | Past 2-4 weeks | 4.2 | 0.8 | 5.3 | 1.3 | 5.7 | 1.2 | 17.7 | 16.1 |
| | Past 2-3 months | 1.6 | 0.2 | 3.2 | 0.0 | 2.3 | 0.4 | 6.5 | 3.2 |
| | Past 4-6 months | 0.4 | 0.2 | 0.5 | 0.3 | 1.7 | 0.4 | 1.8 | 3.2 |
| | Past 7-12 months | 0.3 | 0.0 | 0.0 | 0.0 | 0.6 | 0.0 | 0.0 | 0.0 |
| | Over one year ago | 1.0 | 0.3 | 2.1 | 0.3 | 2.3 | 0.8 | 0.0 | 0.0 |
| | Never injected drugs | 74.0 | 94.9 | 64.2 | 93.7 | 65.7 | 91.4 | 0.0 | 0.0 |
| | Total | 100.0 | 100.0 | 100.0 | 100.0 | 100.0 | 100.0 | 100.0 | 100.0 |
| Ever been arrested for injecting drugs | Yes | 12.1 | 3.1 | 13.4 | 3.0 | 21.1 | 6.7 | 39.4 | 51.6 |
| | No | 87.9 | 96.9 | 86.6 | 97.0 | 78.9 | 93.3 | 60.6 | 48.4 |
| | Total | 100.0 | 100.0 | 100.0 | 100.0 | 100.0 | 100.0 | 100.0 | 100.0 |
| Ever met with a narcologist or visited a narcologist dispensary | Yes | 15.4 | 6.2 | 19.3 | 6.6 | 25.1 | 11.4 | 46.5 | 48.4 |
| | No | 84.6 | 93.8 | 80.7 | 93.4 | 74.9 | 88.6 | 53.5 | 51.6 |
| | Total | 100.0 | 100.0 | 100.0 | 100.0 | 100.0 | 100.0 | 100.0 | 100.0 |

Table C23. Osh – contact with treatment facilities for men socializing at sites (percentage)

| | Never | <4 weeks | 1-6 months | 7-12 months | >1 year | |
|--|--|----------|------------|-------------|---------|------|
| Representative Sample (N=684) | | | | | | |
| Ever been to: | Private medical clinic | 86.4 | 1.6 | 3.9 | 3.1 | 5.0 |
| | State medical clinic | 24.3 | 7.0 | 21.2 | 17.5 | 30.0 |
| | Trust point | 91.2 | 1.2 | 3.7 | 1.8 | 2.2 |
| | TB dispensary | 82.5 | 1.0 | 2.2 | 4.7 | 9.6 |
| | Emergency | 68.6 | 2.8 | 6.4 | 6.3 | 15.9 |
| | Infection hospital | 73.2 | 1.2 | 4.2 | 5.3 | 16.1 |
| | Skin/venerological dispensary | 90.6 | 0.7 | 1.5 | 2.6 | 4.5 |
| | Private venerological doctor | 91.8 | 0.3 | 2.0 | 2.0 | 3.8 |
| | Private narcological doctor | 89.0 | 0.7 | 3.1 | 2.8 | 4.4 |
| | An outreach/social worker about injection drug use | 93.0 | 1.2 | 2.6 | 1.3 | 1.9 |
| Youth (N=187) | | | | | | |
| Ever been to: | Private medical clinic | 84.5 | 2.7 | 5.3 | 2.1 | 5.3 |
| | State medical clinic | 31.0 | 6.4 | 21.4 | 13.9 | 27.3 |
| | Trust point | 86.6 | 1.6 | 4.8 | 3.2 | 3.7 |
| | TB dispensary | 86.1 | 0.5 | 1.1 | 4.3 | 8.0 |
| | Emergency | 70.1 | 1.6 | 9.1 | 2.7 | 16.6 |
| | Infection hospital | 73.3 | 1.6 | 3.2 | 4.3 | 17.6 |
| | Skin/venerological dispensary | 89.3 | 0.5 | 2.1 | 2.1 | 5.9 |
| | Private venerological doctor | 90.9 | 0.0 | 3.2 | 2.1 | 3.7 |
| | Private narcological doctor | 87.7 | 0.0 | 3.7 | 3.2 | 5.3 |
| | An outreach/social worker about injection drug use | 87.7 | 1.6 | 4.8 | 1.1 | 4.8 |
| Clients of Commercial Sex Workers (N=175) | | | | | | |
| Ever been to: | Private medical clinic | 79.4 | 2.3 | 6.9 | 4.0 | 7.4 |
| | State medical clinic | 22.3 | 9.7 | 22.9 | 13.7 | 31.4 |
| | Trust point | 89.1 | 1.7 | 4.0 | 1.7 | 3.4 |
| | TB dispensary | 85.1 | 1.1 | 0.6 | 4.0 | 9.1 |
| | Emergency | 58.3 | 2.9 | 8.6 | 11.4 | 18.9 |
| | Infection hospital | 70.3 | 2.3 | 2.9 | 4.6 | 20.0 |
| | Skin/venerological dispensary | 86.9 | 1.7 | 0.6 | 3.4 | 7.4 |
| | Private venerological doctor | 78.9 | 0.0 | 2.9 | 5.7 | 12.6 |
| | Private narcological doctor | 80.6 | 1.1 | 4.6 | 4.6 | 9.1 |
| | An outreach/social worker about injection drug use | 92.6 | 1.7 | 2.3 | 1.7 | 1.7 |
| Injection Drug Users (N=170) | | | | | | |
| Ever been to: | Private medical clinic | 88.8 | 2.4 | 4.7 | 2.4 | 1.8 |
| | State medical clinic | 32.9 | 4.1 | 18.8 | 13.5 | 30.6 |
| | Trust point | 81.2 | 1.2 | 8.2 | 4.7 | 4.7 |
| | TB dispensary | 80.6 | 1.8 | 0.6 | 4.7 | 12.4 |
| | Emergency | 67.1 | 2.9 | 4.7 | 10.6 | 15.3 |
| | Infection hospital | 74.1 | 1.2 | 1.8 | 5.3 | 17.7 |
| | Skin/venerological dispensary | 85.3 | 1.8 | 3.5 | 5.3 | 4.1 |
| | Private venerological doctor | 84.1 | 1.2 | 4.7 | 4.1 | 5.9 |
| | Private narcological doctor | 61.2 | 1.8 | 10.6 | 9.4 | 17.7 |
| | An outreach/social worker about injection drug use | 74.7 | 4.1 | 10.6 | 4.1 | 6.5 |

Table C24. Osh – contact with treatment facilities for women socializing at sites (percentage)

| | | Never | <4 weeks | 1-6 months | 7-12 months | >1 year |
|---------------------------------------|--|-------|----------|------------|-------------|---------|
| Representative Sample (N=643) | | | | | | |
| Ever been to: | Private medical clinic | 77.9 | 4.7 | 7.8 | 4.8 | 4.8 |
| | State medical clinic | 20.4 | 10.3 | 23.2 | 20.4 | 25.8 |
| | Trust point | 83.0 | 3.7 | 7.6 | 3.9 | 1.7 |
| | TB dispensary | 75.0 | 2.2 | 4.8 | 3.7 | 14.3 |
| | Emergency | 66.9 | 3.4 | 8.2 | 6.4 | 15.1 |
| | Infection hospital | 67.7 | 2.3 | 7.3 | 7.2 | 15.6 |
| | Skin/venerological dispensary | 78.7 | 0.6 | 6.7 | 6.8 | 7.2 |
| | Private venerological doctor | 77.8 | 5.9 | 10.3 | 3.3 | 2.8 |
| | Private narcological doctor | 97.8 | 0.5 | 0.6 | 0.3 | 0.8 |
| | An outreach/social worker about injection drug use | 94.7 | 1.1 | 3.0 | 0.6 | 0.6 |
| Youth (N=302) | | | | | | |
| Ever been to: | Private medical clinic | 74.5 | 7.9 | 9.3 | 5.0 | 3.3 |
| | State medical clinic | 28.8 | 6.3 | 23.5 | 15.6 | 25.8 |
| | Trust point | 74.5 | 6.0 | 12.6 | 5.3 | 1.7 |
| | TB dispensary | 81.1 | 1.0 | 3.6 | 3.0 | 11.3 |
| | Emergency | 76.5 | 2.3 | 6.3 | 4.6 | 10.3 |
| | Infection hospital | 72.5 | 2.0 | 4.6 | 6.3 | 14.6 |
| | Skin/venerological dispensary | 70.2 | 1.0 | 10.3 | 8.9 | 9.6 |
| | Private venerological doctor | 65.2 | 10.6 | 17.9 | 3.3 | 3.0 |
| | Private narcological doctor | 97.4 | 1.0 | 0.7 | 0.3 | 0.7 |
| | An outreach/social worker about injection drug use | 92.4 | 1.7 | 5.0 | 1.0 | 0.0 |
| Commercial Sex Workers (N=255) | | | | | | |
| Ever been to: | Private medical clinic | 73.3 | 9.4 | 10.2 | 4.3 | 2.7 |
| | State medical clinic | 27.1 | 6.3 | 20.8 | 15.3 | 30.6 |
| | Trust point | 67.1 | 7.8 | 15.7 | 7.8 | 1.6 |
| | TB dispensary | 77.3 | 0.8 | 3.9 | 4.7 | 13.3 |
| | Emergency | 73.3 | 3.1 | 9.0 | 4.3 | 10.2 |
| | Infection hospital | 65.9 | 2.4 | 7.1 | 7.8 | 16.9 |
| | Skin/venerological dispensary | 59.6 | 1.6 | 12.9 | 12.5 | 13.3 |
| | Private venerological doctor | 53.3 | 13.7 | 22.4 | 5.5 | 5.1 |
| | Private narcological doctor | 97.3 | 0.4 | 1.6 | 0.4 | 0.4 |
| | An outreach/social worker about injection drug use | 89.0 | 2.7 | 7.5 | 0.8 | 0.0 |
| Injection Drug Users (N=31) | | | | | | |
| Ever been to: | Private medical clinic | 93.6 | 0.0 | 0.0 | 3.2 | 3.2 |
| | State medical clinic | 12.9 | 0.0 | 12.9 | 22.6 | 51.6 |
| | Trust point | 45.2 | 16.1 | 6.5 | 25.8 | 6.5 |
| | TB dispensary | 74.2 | 3.2 | 0.0 | 9.7 | 12.9 |
| | Emergency | 48.4 | 0.0 | 16.1 | 16.1 | 19.4 |
| | Infection hospital | 51.6 | 6.5 | 12.9 | 0.0 | 29.0 |
| | Skin/venerological dispensary | 54.8 | 0.0 | 6.5 | 25.8 | 12.9 |
| | Private venerological doctor | 83.9 | 6.5 | 0.0 | 6.5 | 3.2 |
| | Private narcological doctor | 74.2 | 6.5 | 6.5 | 6.5 | 6.5 |
| | An outreach/social worker about injection drug use | 80.7 | 6.5 | 6.5 | 3.2 | 3.2 |

Table C25. Tashkent – sociodemographic characteristics of individuals socializing at sites

| | Representative Sample | | Youth | | CSW and Clients | | IDUs | | |
|---|---|--------|-------|--------|-----------------|--------|-------|--------|-------|
| | Male | Female | Male | Female | Male | Female | Male | Female | |
| | N=1039 | N=1015 | N=596 | N=639 | N=312 | N=234 | N=178 | N=25 | |
| Age | 18-19 | 16.7 | 25.1 | 29.0 | 39.9 | 14.4 | 17.9 | 11.2 | 16.0 |
| | 20-24 | 37.5 | 33.8 | 65.4 | 53.7 | 41.0 | 44.9 | 25.8 | 32.0 |
| | 25-29 | 18.3 | 16.1 | 5.5 | 6.4 | 24.7 | 23.9 | 32.6 | 20.0 |
| | 30-34 | 10.0 | 10.8 | 0.0 | 0.0 | 10.3 | 7.3 | 16.3 | 28.0 |
| | 35-39 | 6.4 | 7.5 | 0.0 | 0.0 | 4.5 | 4.7 | 10.7 | 4.0 |
| | 40-44 | 5.9 | 3.3 | 0.0 | 0.0 | 2.6 | 1.3 | 2.8 | 0.0 |
| | 45-49 | 3.2 | 1.4 | 0.0 | 0.0 | 1.9 | 0.0 | 0.6 | 0.0 |
| | 50+ | 2.1 | 2.0 | 0.0 | 0.0 | 0.6 | 0.0 | 0.0 | 0.0 |
| | Total | 100.0 | 100.0 | 100.0 | 100.0 | 100.0 | 100.0 | 100.0 | 100.0 |
| Current residence | Tashkent | 89.2 | 92.9 | 91.8 | 93.1 | 93.3 | 92.3 | 100.0 | 100.0 |
| | Tashkent Oblast | 5.4 | 4.1 | 4.4 | 3.8 | 2.9 | 5.1 | 0.0 | 0.0 |
| | Other Oblasts of Uzbekistan | 3.8 | 2.1 | 3.2 | 2.2 | 1.9 | 2.1 | 0.0 | 0.0 |
| | Elsewhere in Central Asia | 0.1 | 0.0 | 0.2 | 0.0 | 0.0 | 0.0 | 0.0 | 0.0 |
| | Outside Central Asia | 1.4 | 0.9 | 0.5 | 0.9 | 1.9 | 0.4 | 0.0 | 0.0 |
| | Total | 100.0 | 100.0 | 100.0 | 100.0 | 100.0 | 100.0 | 100.0 | 100.0 |
| Years at residence | < 1 years | 3.9 | 5.2 | 4.5 | 6.9 | 3.8 | 7.7 | 1.7 | 0.0 |
| | 1 year | 2.7 | 3.3 | 2.7 | 3.4 | 2.6 | 4.3 | 3.4 | 0.0 |
| | 2-4 years | 4.1 | 4.0 | 4.5 | 3.9 | 4.5 | 5.6 | 1.7 | 8.0 |
| | 5-10 years | 16.0 | 15.1 | 14.1 | 13.3 | 14.1 | 13.2 | 9.6 | 12.0 |
| | >10 years | 19.6 | 19.3 | 13.8 | 13.8 | 18.3 | 16.7 | 24.7 | 20.0 |
| | all of life | 53.6 | 53.1 | 60.4 | 58.7 | 56.7 | 52.6 | 59.0 | 60.0 |
| | Total | 100.0 | 100.0 | 100.0 | 100.0 | 100.0 | 100.0 | 100.0 | 100.0 |
| Nights slept outside city in past 3 months | 0 | 42.8 | 53.2 | 40.6 | 48.7 | 36.2 | 41.9 | 61.2 | 76.0 |
| | 1-4 | 15.9 | 14.2 | 17.4 | 15.2 | 20.8 | 17.5 | 23.6 | 12.0 |
| | 5-9 | 8.6 | 8.9 | 8.2 | 10.3 | 9.6 | 12.0 | 6.2 | 8.0 |
| | 10-19 | 13.7 | 11.2 | 11.4 | 12.1 | 12.2 | 16.7 | 5.1 | 0.0 |
| | 20 + | 19.1 | 12.5 | 22.3 | 13.8 | 21.2 | 12.0 | 3.9 | 4.0 |
| | Total | 100.0 | 100.0 | 100.0 | 100.0 | 100.0 | 100.0 | 100.0 | 100.0 |
| Married or living in union | Yes | 42.3 | 36.4 | 12.4 | 18.6 | 30.1 | 9.8 | 37.1 | 24.0 |
| | No | 57.7 | 63.6 | 87.6 | 81.4 | 69.9 | 90.2 | 62.9 | 76.0 |
| | Total | 100.0 | 100.0 | 100.0 | 100.0 | 100.0 | 100.0 | 100.0 | 100.0 |
| Educational Attainment | Elementary (up to 7 forms) or none | 0.2 | 0.1 | 0.2 | 0.0 | 0.0 | 0.0 | 0.0 | 0.0 |
| | Incomplete High (8-9 forms) | 4.1 | 3.8 | 3.9 | 3.3 | 7.4 | 8.5 | 10.7 | 0.0 |
| | Public High | 24.1 | 32.6 | 27.3 | 35.7 | 30.1 | 49.1 | 51.7 | 76.0 |
| | Special High (Technical, Pedagogical, Medical, Etc) | 26.1 | 26.4 | 23.0 | 23.3 | 22.8 | 28.6 | 23.0 | 16.0 |
| | Incomplete Higher | 22.4 | 20.1 | 34.6 | 29.3 | 21.8 | 6.4 | 5.6 | 0.0 |
| | Higher | 23.1 | 16.9 | 11.1 | 8.5 | 17.9 | 7.3 | 9.0 | 8.0 |
| | Total | 100.0 | 100.0 | 100.0 | 100.0 | 100.0 | 100.0 | 100.0 | 100.0 |

| | | Representative Sample | | Youth | | CSW and Clients | | IDUs | |
|--|------------------------------------|-----------------------|--------|-------|--------|-----------------|--------|-------|--------|
| | | Male | Female | Male | Female | Male | Female | Male | Female |
| | | N=1039 | N=1015 | N=596 | N=639 | N=312 | N=234 | N=178 | N=25 |
| Employment Status | Employed full-time | 54.5 | 33.7 | 38.9 | 22.8 | 52.2 | 12.4 | 50.0 | 20.0 |
| | Employed occasionally or part-time | 20.3 | 20.3 | 23.8 | 20.0 | 22.8 | 36.8 | 12.9 | 24.0 |
| | Unemployed, looking for work | 16.1 | 28.2 | 24.3 | 35.7 | 13.1 | 22.2 | 15.2 | 12.0 |
| | Unemployed, not looking for work | 9.1 | 17.8 | 12.9 | 21.4 | 11.9 | 28.6 | 21.9 | 44.0 |
| | Total | 100.0 | 100.0 | 100.0 | 100.0 | 100.0 | 100.0 | 100.0 | 100.0 |
| Currently Students | Yes | 29.8 | 30.3 | 50.3 | 46.2 | 28.2 | 11.5 | 10.1 | 4.0 |
| | No | 70.2 | 69.7 | 49.7 | 53.8 | 71.8 | 88.5 | 89.9 | 96.0 |
| | Total | 100.0 | 100.0 | 100.0 | 100.0 | 100.0 | 100.0 | 100.0 | 100.0 |
| Interviewer opinion if respondent is: | IDU only | 2.2 | 0.0 | 2.7 | 0.0 | 27.6 | 0.9 | 97.8 | 52.0 |
| | CSW only | 1.2 | 27.1 | 1.0 | 30.2 | 1.9 | 86.8 | 0.0 | 8.0 |
| | Both IDU and CSW | 0.2 | 1.3 | 0.0 | 0.9 | 0.3 | 6.8 | 0.0 | 40.0 |
| | Neither | 96.4 | 71.6 | 96.3 | 68.9 | 70.2 | 5.6 | 2.2 | 0.0 |
| | Total | 100.0 | 100.0 | 100.0 | 100.0 | 100.0 | 100.0 | 100.0 | 100.0 |

Table C26. Tashkent – partner acquisition of individuals interviewed at sites (percentage)

| | Representative Sample | | Youth | | CSW and Clients | | IDUs | | |
|--|-----------------------|--------|-------|--------|-----------------|--------|-------|--------|-------|
| | Male | Female | Male | Female | Male | Female | Male | Female | |
| | N=1039 | N=1015 | N=596 | N=639 | N=312 | N=234 | N=178 | N=25 | |
| Number of partners in past 4 weeks | 0 | 31.4 | 36.6 | 37.4 | 41.9 | 9.9 | 2.1 | 9.0 | 8.0 |
| | 1 | 38.6 | 36.8 | 30.4 | 28.8 | 21.5 | 8.1 | 32.6 | 20.0 |
| | 2 | 16.7 | 8.5 | 16.4 | 9.4 | 34.0 | 18.8 | 23.0 | 8.0 |
| | 3 | 6.1 | 4.0 | 7.2 | 5.0 | 15.1 | 13.7 | 15.7 | 16.0 |
| | 4-9 | 5.3 | 9.5 | 6.5 | 10.3 | 14.4 | 35.0 | 15.7 | 16.0 |
| | 10-14 | 1.5 | 1.8 | 1.7 | 2.0 | 4.2 | 8.5 | 2.8 | 8.0 |
| | 15+ | 0.4 | 2.9 | 0.3 | 2.5 | 1.0 | 13.7 | 1.1 | 24.0 |
| Total | 100.0 | 100.0 | 100.0 | 100.0 | 100.0 | 100.0 | 100.0 | 100.0 | |
| Number of new partners in past 4 weeks | 0 | 70.8 | 72.7 | 66.8 | 69.5 | 31.4 | 8.1 | 47.2 | 40.0 |
| | 1 | 16.9 | 8.4 | 16.9 | 9.4 | 34.3 | 14.5 | 18.0 | 12.0 |
| | 2 | 6.8 | 5.1 | 9.4 | 5.6 | 16.3 | 17.9 | 16.9 | 4.0 |
| | 3 | 2.1 | 3.1 | 3.0 | 3.8 | 8.0 | 12.0 | 6.2 | 0.0 |
| | 4-9 | 2.8 | 7.2 | 3.4 | 8.1 | 8.7 | 30.8 | 10.7 | 20.0 |
| | 10-14 | 0.4 | 1.3 | 0.5 | 1.7 | 1.0 | 5.6 | 0.6 | 0.0 |
| | 15+ | 0.1 | 2.3 | 0.0 | 1.9 | 0.3 | 11.1 | 0.6 | 24.0 |
| Total | 100.0 | 100.0 | 100.0 | 100.0 | 100.0 | 100.0 | 100.0 | 100.0 | |
| Number of partners in past 12 months | 0 | 11.9 | 24.2 | 17.3 | 32.7 | 0.3 | 0.0 | 1.1 | 0.0 |
| | 1 | 31.2 | 36.4 | 22.3 | 24.4 | 5.1 | 1.7 | 11.8 | 20.0 |
| | 2 | 11.6 | 8.2 | 9.4 | 8.0 | 8.0 | 2.6 | 11.8 | 8.0 |
| | 3 | 7.3 | 4.3 | 7.7 | 4.2 | 8.3 | 3.4 | 7.9 | 4.0 |
| | 4-9 | 21.3 | 9.5 | 22.1 | 11.9 | 37.2 | 17.9 | 33.7 | 8.0 |
| | 10-14 | 7.2 | 3.6 | 8.7 | 3.9 | 16.0 | 13.2 | 12.4 | 8.0 |
| | 15+ | 9.4 | 13.8 | 12.4 | 14.9 | 25.0 | 61.1 | 21.3 | 52.0 |
| Total | 100.0 | 100.0 | 100.0 | 100.0 | 100.0 | 100.0 | 100.0 | 100.0 | |
| Number of new partners in past 12 months | 0 | 39.0 | 53.6 | 31.4 | 50.4 | 4.5 | 2.1 | 7.9 | 12.0 |
| | 1 | 13.0 | 11.6 | 14.1 | 10.5 | 7.4 | 1.7 | 8.4 | 16.0 |
| | 2 | 10.7 | 6.2 | 11.1 | 6.3 | 10.9 | 3.0 | 14.6 | 4.0 |
| | 3 | 7.3 | 4.1 | 8.4 | 4.7 | 11.5 | 4.7 | 10.1 | 4.0 |
| | 4-9 | 16.7 | 8.0 | 17.4 | 10.5 | 31.4 | 17.5 | 27.5 | 8.0 |
| | 10-14 | 5.8 | 3.6 | 7.2 | 3.8 | 12.8 | 13.2 | 11.2 | 4.0 |
| | 15+ | 7.6 | 12.8 | 10.4 | 13.9 | 21.5 | 57.7 | 20.2 | 52.0 |
| Total | 100.0 | 100.0 | 100.0 | 100.0 | 100.0 | 100.0 | 100.0 | 100.0 | |
| Has regular long-term sexual partner(s) | Yes | 69.6 | 61.5 | 53.7 | 50.4 | 71.5 | 62.4 | 76.4 | 80.0 |
| | No | 30.4 | 38.5 | 46.3 | 49.6 | 28.5 | 37.6 | 23.6 | 20.0 |
| Total | 100.0 | 100.0 | 100.0 | 100.0 | 100.0 | 100.0 | 100.0 | 100.0 | |
| Has received (women) or given (men) money in exchange for sex in past 3 months | Yes | 22.8 | 22.1 | 25.3 | 24.6 | 100.0 | 100.0 | 46.1 | 56.0 |
| | No | 75.2 | 77.9 | 73.0 | 75.4 | 0.0 | 0.0 | 53.9 | 44.0 |
| | Don't remember | 2.0 | 0.0 | 1.7 | 0.0 | 0.0 | 0.0 | 0.0 | 0.0 |
| Total | 100.0 | 100.0 | 100.0 | 100.0 | 100.0 | 100.0 | 100.0 | 100.0 | |
| Number of places women who engage in transactional sex go to look for clients in past 4 weeks | 0 | 0.0 | 0.7 | 0.0 | 0.8 | 0.0 | 3.0 | 0.0 | 16.0 |
| | 1 | 0.0 | 11.6 | 0.0 | 12.2 | 0.0 | 51.7 | 0.0 | 24.0 |
| | 2 | 0.0 | 7.1 | 0.0 | 8.9 | 0.0 | 32.1 | 0.0 | 16.0 |
| | 3 | 0.0 | 2.1 | 0.0 | 2.0 | 0.0 | 10.7 | 0.0 | 0.0 |
| | 4+ | 0.0 | 0.6 | 0.0 | 0.6 | 0.0 | 2.6 | 0.0 | 0.0 |
| | NA | 100.0 | 77.9 | 100.0 | 75.4 | 100.0 | 0.0 | 100.0 | 44.0 |
| Total | 100.0 | 100.0 | 100.0 | 100.0 | 100.0 | 100.0 | 100.0 | 100.0 | |
| Men who have had sex with a man in past 4 weeks | Yes | 0.6 | 0.0 | 0.8 | 0.0 | 1.3 | 0.0 | 0.6 | 0.0 |
| | No | 99.2 | 0.0 | 99.0 | 0.0 | 98.4 | 0.0 | 99.4 | 0.0 |
| | Don't remember | 0.2 | 0.0 | 0.2 | 0.0 | 0.3 | 0.0 | 0.0 | 0.0 |
| | NA | 0.0 | 100.0 | 0.0 | 100.0 | 0.0 | 100.0 | 0.0 | 100.0 |
| Total | 100.0 | 100.0 | 100.0 | 100.0 | 100.0 | 100.0 | 100.0 | 100.0 | |

Table C27. Tashkent – reported condom use and AIDS education by individuals socializing at sites (percentage)

| | | Representative Sample | | Youth | | CSW and Clients | | IDUs | |
|--|--------------------------------|-----------------------|--------|-------|--------|-----------------|--------|-------|--------|
| | | Male | Female | Male | Female | Male | Female | Male | Female |
| | | N=1039 | N=1015 | N=596 | N=639 | N=312 | N=234 | N=178 | N=25 |
| Last time used a condom | In past 24 hours | 6.5 | 9.5 | 6.0 | 11.6 | 13.1 | 29.1 | 9.0 | 24.0 |
| | In past week | 17.8 | 17.0 | 20.5 | 19.2 | 34.9 | 41.5 | 30.9 | 32.0 |
| | In past 4 weeks | 10.5 | 6.7 | 12.9 | 6.7 | 20.2 | 13.2 | 21.9 | 16.0 |
| | In past 2-6 months | 16.5 | 8.6 | 17.3 | 9.5 | 16.0 | 9.8 | 14.6 | 8.0 |
| | In past 7-12 months | 4.9 | 2.8 | 5.4 | 2.5 | 2.6 | 1.7 | 4.5 | 0.0 |
| | Over one year ago | 14.2 | 13.9 | 10.7 | 7.4 | 4.5 | 1.7 | 10.7 | 12.0 |
| | Never used a condom | 29.5 | 41.6 | 27.2 | 43.0 | 8.7 | 3.0 | 8.4 | 8.0 |
| | Total | 100.0 | 100.0 | 100.0 | 100.0 | 100.0 | 100.0 | 100.0 | 100.0 |
| Where got last condom used | Grocery store | 19.7 | 7.4 | 23.3 | 8.5 | 30.8 | 18.4 | 47.2 | 32.0 |
| | Pharmacy | 22.6 | 13.1 | 21.1 | 11.1 | 22.8 | 17.5 | 25.8 | 20.0 |
| | Kiosk | 13.8 | 5.1 | 13.8 | 5.3 | 18.3 | 15.4 | 3.4 | 4.0 |
| | Partner had condom | 6.1 | 27.4 | 6.4 | 27.1 | 9.6 | 39.7 | 3.9 | 24.0 |
| | Friend | 4.6 | 3.0 | 5.7 | 4.1 | 4.8 | 2.1 | 3.4 | 0.0 |
| | Received free of charge | 1.1 | 0.4 | 1.0 | 0.2 | 0.6 | 2.1 | 1.7 | 12.0 |
| | Other | 2.4 | 1.9 | 1.3 | 0.8 | 4.2 | 1.7 | 5.6 | 0.0 |
| | Never used a condom | 29.5 | 41.6 | 27.2 | 43.0 | 8.7 | 3.0 | 8.4 | 8.0 |
| | Missing | 0.2 | 0.2 | 0.2 | 0.0 | 0.3 | 0.0 | 0.6 | 0.0 |
| | Total | 100.0 | 100.0 | 100.0 | 100.0 | 100.0 | 100.0 | 100.0 | 100.0 |
| Has condom with them at time of interview | Yes, condom not seen | 3.6 | 4.0 | 4.4 | 4.9 | 3.5 | 15.4 | 0.6 | 4.0 |
| | Yes, condom seen | 8.8 | 7.7 | 9.7 | 10.3 | 17.9 | 26.9 | 7.9 | 16.0 |
| | No | 87.7 | 88.3 | 85.9 | 84.8 | 78.5 | 57.7 | 91.6 | 80.0 |
| | Total | 100.0 | 100.0 | 100.0 | 100.0 | 100.0 | 100.0 | 100.0 | 100.0 |
| Condom used with last new partner in past 4 weeks | Yes | 19.4 | 21.2 | 23.2 | 25.2 | 51.9 | 76.1 | 44.9 | 52.0 |
| | No | 9.5 | 5.6 | 10.1 | 5.0 | 16.7 | 15.8 | 7.9 | 8.0 |
| | No new partner in last 4 weeks | 71.0 | 73.2 | 66.8 | 69.8 | 31.4 | 8.1 | 47.2 | 40.0 |
| | Total | 100.0 | 100.0 | 100.0 | 100.0 | 100.0 | 100.0 | 100.0 | 100.0 |
| Condom used at last sex with a regular partner | Yes | 19.7 | 17.9 | 21.8 | 20.5 | 29.8 | 38.9 | 32.6 | 48.0 |
| | No | 49.7 | 43.3 | 31.9 | 29.7 | 41.3 | 23.5 | 43.3 | 32.0 |
| | No regular partner | 30.6 | 38.7 | 46.3 | 49.8 | 28.8 | 37.6 | 24.2 | 20.0 |
| | Total | 100.0 | 100.0 | 100.0 | 100.0 | 100.0 | 100.0 | 100.0 | 100.0 |

Table C28. Tashkent – knowledge about HIV/AIDS transmission and prevention of individuals socializing at sites

| | Representative Sample | | Youth | | CSW and Clients | | IDUs | | |
|--|-------------------------------------|--------|-------|--------|-----------------|--------|-------|--------|-------|
| | Male | Female | Male | Female | Male | Female | Male | Female | |
| | N=1039 | N=1015 | N=596 | N=639 | N=312 | N=234 | N=178 | N=25 | |
| Respondent believes it is possible to become infected with HIV/AIDS through ... | | | | | | | | | |
| Sexual contact without condom | Yes | 96.3 | 93.9 | 97.5 | 94.5 | 98.1 | 94.4 | 97.8 | 96.0 |
| | No | 1.3 | 0.6 | 1.0 | 0.8 | 1.0 | 0.4 | 1.7 | 4.0 |
| | Don't know | 2.3 | 5.5 | 1.5 | 4.7 | 1.0 | 5.1 | 0.6 | 0.0 |
| | Total | 100.0 | 100.0 | 100.0 | 100.0 | 100.0 | 100.0 | 100.0 | 100.0 |
| Injecting drugs with shared syringe | Yes | 95.2 | 95.9 | 93.8 | 96.7 | 95.5 | 93.6 | 96.1 | 100.0 |
| | No | 1.0 | 0.3 | 1.5 | 0.5 | 1.3 | 0.4 | 2.2 | 0.0 |
| | Don't know | 3.8 | 3.8 | 4.7 | 2.8 | 3.2 | 6.0 | 1.7 | 0.0 |
| | Total | 100.0 | 100.0 | 100.0 | 100.0 | 100.0 | 100.0 | 100.0 | 100.0 |
| Eating from common dish | Yes | 21.3 | 24.2 | 24.5 | 23.6 | 20.5 | 25.2 | 25.3 | 16.0 |
| | No | 61.0 | 58.0 | 58.9 | 60.1 | 67.0 | 58.1 | 66.3 | 72.0 |
| | Don't know | 17.7 | 17.7 | 16.6 | 16.3 | 12.5 | 16.7 | 8.4 | 12.0 |
| | Total | 100.0 | 100.0 | 100.0 | 100.0 | 100.0 | 100.0 | 100.0 | 100.0 |
| Swimming in common pool | Yes | 21.5 | 23.7 | 19.8 | 22.7 | 18.6 | 21.8 | 18.0 | 8.0 |
| | No | 56.6 | 52.9 | 57.7 | 54.3 | 62.5 | 55.6 | 69.7 | 64.0 |
| | Don't know | 21.9 | 23.3 | 22.5 | 23.0 | 18.9 | 22.6 | 12.4 | 28.0 |
| | Total | 100.0 | 100.0 | 100.0 | 100.0 | 100.0 | 100.0 | 100.0 | 100.0 |
| Insect bite | Yes | 34.9 | 33.8 | 35.7 | 33.3 | 33.0 | 29.5 | 34.3 | 24.0 |
| | No | 40.2 | 39.7 | 39.8 | 40.4 | 46.8 | 40.6 | 51.7 | 64.0 |
| | Don't know | 24.8 | 26.5 | 24.5 | 26.3 | 20.2 | 29.9 | 14.0 | 12.0 |
| | Total | 100.0 | 100.0 | 100.0 | 100.0 | 100.0 | 100.0 | 100.0 | 100.0 |
| Handshake | Yes | 6.9 | 5.4 | 8.6 | 5.0 | 5.1 | 3.4 | 9.6 | 0.0 |
| | No | 81.7 | 81.8 | 80.9 | 82.5 | 87.5 | 82.1 | 86.0 | 96.0 |
| | Don't know | 11.4 | 12.8 | 10.6 | 12.5 | 7.4 | 14.5 | 4.5 | 4.0 |
| | Total | 100.0 | 100.0 | 100.0 | 100.0 | 100.0 | 100.0 | 100.0 | 100.0 |
| People can avoid of getting HIV by: | Using condoms | 76.4 | 70.3 | 81.5 | 75.4 | 89.4 | 86.3 | 92.7 | 96.0 |
| | Having fewer partners | 13.6 | 10.8 | 10.9 | 12.2 | 8.0 | 6.4 | 6.7 | 0.0 |
| | Both partners have no other partner | 17.2 | 25.5 | 14.8 | 22.8 | 10.3 | 3.4 | 3.9 | 4.0 |
| | No casual sex | 36.1 | 37.6 | 34.4 | 36.3 | 25.0 | 12.8 | 3.4 | 4.0 |
| | No sex at all | 3.6 | 2.1 | 2.9 | 2.2 | 1.0 | 3.8 | 0.0 | 0.0 |
| | No commercial sex | 19.3 | 13.4 | 19.1 | 12.7 | 11.2 | 0.9 | 2.8 | 0.0 |
| | Avoid sharing needles | 42.1 | 42.6 | 44.8 | 43.2 | 57.4 | 54.7 | 79.8 | 88.0 |
| | Avoid blood transfusions | 16.2 | 15.8 | 14.4 | 15.8 | 11.5 | 23.1 | 2.8 | 4.0 |
| | Others | 15.7 | 16.0 | 13.4 | 16.1 | 17.6 | 16.7 | 18.5 | 4.0 |
| | Don't know any | 4.2 | 5.8 | 4.4 | 5.3 | 1.6 | 5.6 | 3.4 | 4.0 |
| A person who looks healthy can be infected with AIDS | Yes | 70.7 | 67.3 | 73.3 | 70.3 | 79.2 | 61.1 | 82.6 | 92.0 |
| | No | 8.3 | 9.5 | 8.6 | 8.0 | 7.7 | 12.8 | 7.3 | 4.0 |
| | Don't know | 21.0 | 23.3 | 18.1 | 21.8 | 13.1 | 26.1 | 10.1 | 4.0 |
| | Total | 100.0 | 100.0 | 100.0 | 100.0 | 100.0 | 100.0 | 100.0 | 100.0 |

| | Representative Sample | | Youth | | CSW and Clients | | IDUs | | |
|--|------------------------------|--------|-------|--------|-----------------|--------|-------|--------|-------|
| | Male | Female | Male | Female | Male | Female | Male | Female | |
| | N=1039 | N=1015 | N=596 | N=639 | N=312 | N=234 | N=178 | N=25 | |
| Number of times been tested for HIV in past 12 months | 0 | 71.4 | 65.5 | 73.0 | 65.4 | 59.6 | 38.0 | 43.8 | 16.0 |
| | 1 | 21.1 | 21.3 | 20.0 | 21.1 | 26.0 | 25.2 | 32.0 | 20.0 |
| | 2 | 5.1 | 6.9 | 5.0 | 6.4 | 9.0 | 16.2 | 11.8 | 28.0 |
| | 3-5 | 1.5 | 4.6 | 1.5 | 5.6 | 4.8 | 15.0 | 10.1 | 32.0 |
| | 6+ | 0.7 | 1.4 | 0.5 | 1.3 | 0.3 | 5.1 | 2.2 | 4.0 |
| | Missing | 0.2 | 0.3 | 0.0 | 0.2 | 0.3 | 0.4 | 0.0 | 0.0 |
| | Total | 100.0 | 100.0 | 100.0 | 100.0 | 100.0 | 100.0 | 100.0 | 100.0 |
| Last time tested for HIV was: | Voluntary | 9.7 | 15.2 | 9.6 | 16.3 | 22.8 | 44.0 | 46.6 | 76.0 |
| | Obligatory | 17.8 | 18.2 | 16.9 | 17.4 | 17.0 | 15.8 | 9.6 | 8.0 |
| | Not tested in last 12 months | 71.4 | 65.5 | 73.0 | 65.4 | 59.6 | 38.0 | 43.8 | 16.0 |
| | Missing | 1.1 | 1.1 | 0.5 | 0.9 | 0.6 | 2.1 | 0.0 | 0.0 |
| Total | 100.0 | 100.0 | 100.0 | 100.0 | 100.0 | 100.0 | 100.0 | 100.0 | |
| Attended AIDS educational session in past 12 months | Yes | 18.1 | 21.6 | 23.5 | 28.0 | 15.4 | 10.7 | 14.0 | 8.0 |
| | No | 81.9 | 78.4 | 76.5 | 72.0 | 84.6 | 89.3 | 86.0 | 92.0 |
| | Total | 100.0 | 100.0 | 100.0 | 100.0 | 100.0 | 100.0 | 100.0 | 100.0 |
| Seen any condom commercials in past 12 months | Yes | 57.3 | 47.3 | 61.1 | 50.1 | 69.2 | 39.3 | 82.0 | 88.0 |
| | No | 42.7 | 52.7 | 38.9 | 49.9 | 30.8 | 60.7 | 18.0 | 12.0 |
| | Total | 100.0 | 100.0 | 100.0 | 100.0 | 100.0 | 100.0 | 100.0 | 100.0 |

Table C29. Tashkent – site visiting behaviors of individuals socializing at sites (percentage)

| | | Representative Sample | | Youth | | CSW and Clients | | IDUs | |
|--|----------------------|-----------------------|--------|-------|--------|-----------------|--------|-------|--------|
| | | Male | Female | Male | Female | Male | Female | Male | Female |
| | | N=1039 | N=1015 | N=596 | N=639 | N=312 | N=234 | N=178 | N=25 |
| Frequency of attendance at site | First time | 9.9 | 9.6 | 10.1 | 8.1 | 4.5 | 2.6 | 1.1 | 0.0 |
| | < 1 time per month | 11.2 | 11.0 | 8.7 | 10.0 | 6.7 | 3.4 | 0.6 | 0.0 |
| | 1 time per month | 7.9 | 6.7 | 4.7 | 6.7 | 6.7 | 3.4 | 6.7 | 0.0 |
| | 2-3 times per month | 9.8 | 8.6 | 9.1 | 10.0 | 13.8 | 6.0 | 10.1 | 8.0 |
| | One time per week | 8.7 | 9.9 | 7.6 | 10.2 | 9.6 | 14.5 | 10.1 | 12.0 |
| | 2-3 times per week | 14.7 | 17.9 | 16.4 | 19.1 | 19.9 | 37.2 | 25.8 | 36.0 |
| | 4-6 times per week | 13.0 | 14.2 | 15.9 | 13.1 | 13.5 | 13.7 | 14.6 | 28.0 |
| | Everyday | 24.8 | 22.2 | 27.5 | 22.7 | 25.3 | 19.2 | 30.9 | 16.0 |
| | Total | 100.0 | 100.0 | 100.0 | 100.0 | 100.0 | 100.0 | 100.0 | 100.0 |
| First time at site | First time | 9.9 | 9.6 | 10.1 | 8.1 | 4.5 | 2.6 | 1.1 | 0.0 |
| | In past 4 weeks | 4.8 | 4.7 | 5.5 | 5.2 | 3.2 | 3.8 | 0.0 | 0.0 |
| | In past 2-6 months | 11.5 | 14.8 | 12.8 | 16.6 | 10.3 | 17.1 | 4.5 | 0.0 |
| | In past 7-12 months | 9.0 | 10.0 | 8.6 | 10.5 | 10.9 | 15.8 | 4.5 | 8.0 |
| | > 1 year ago | 64.8 | 60.9 | 63.1 | 59.6 | 71.2 | 60.7 | 89.9 | 92.0 |
| | Total | 100.0 | 100.0 | 100.0 | 100.0 | 100.0 | 100.0 | 100.0 | 100.0 |
| Do you believe that people come here to meet new sexual partners? | Yes | 58.5 | 61.8 | 62.4 | 65.9 | 81.1 | 93.6 | 94.4 | 88.0 |
| | No | 31.6 | 28.7 | 27.5 | 26.0 | 14.4 | 3.8 | 4.5 | 12.0 |
| | Missing | 9.9 | 9.6 | 10.1 | 8.1 | 4.5 | 2.6 | 1.1 | 0.0 |
| | Total | 100.0 | 100.0 | 100.0 | 100.0 | 100.0 | 100.0 | 100.0 | 100.0 |
| Have you ever met a new sexual partner at this site? | Yes | 22.1 | 25.3 | 26.3 | 28.5 | 50.6 | 84.2 | 60.7 | 60.0 |
| | No | 77.9 | 74.7 | 73.7 | 71.5 | 49.4 | 15.8 | 39.3 | 40.0 |
| | Total | 100.0 | 100.0 | 100.0 | 100.0 | 100.0 | 100.0 | 100.0 | 100.0 |
| When did you last attract a new sexual partner at this site? | In past 24 hours ago | 0.7 | 4.0 | 0.8 | 4.5 | 2.2 | 17.1 | 1.7 | 16.0 |
| | 7 days ago | 3.0 | 10.0 | 4.0 | 10.6 | 8.3 | 42.3 | 11.8 | 16.0 |
| | 2-4 weeks ago | 5.3 | 4.1 | 6.2 | 4.5 | 16.0 | 16.7 | 14.6 | 12.0 |
| | 2-3 months ago | 4.1 | 1.9 | 5.7 | 2.0 | 11.9 | 3.8 | 13.5 | 8.0 |
| | 4-6 months ago | 3.1 | 1.6 | 3.5 | 2.3 | 5.4 | 0.9 | 8.4 | 0.0 |
| | 7-12 months ago | 2.1 | 0.9 | 2.2 | 1.4 | 1.9 | 1.3 | 2.2 | 8.0 |
| | Over a year ago | 3.8 | 2.7 | 3.9 | 2.8 | 4.8 | 1.7 | 7.9 | 0.0 |
| | Never | 77.9 | 74.7 | 73.7 | 71.5 | 49.4 | 15.8 | 39.3 | 40.0 |
| | Missing | 0.1 | 0.2 | 0.0 | 0.2 | 0.0 | 0.4 | 0.6 | 0.0 |
| | Total | 100.0 | 100.0 | 100.0 | 100.0 | 100.0 | 100.0 | 100.0 | 100.0 |
| Use condom with last new partner from here | Yes | 12.9 | 16.4 | 15.1 | 18.6 | 37.8 | 63.7 | 51.1 | 56.0 |
| | No | 6.9 | 6.2 | 8.7 | 6.1 | 10.3 | 15.0 | 6.7 | 0.0 |
| | Don't remember | 2.1 | 2.4 | 2.3 | 3.3 | 1.9 | 5.1 | 1.7 | 4.0 |
| | No partner from here | 77.9 | 74.7 | 73.7 | 71.5 | 49.4 | 15.8 | 39.3 | 40.0 |
| | Missing | 0.2 | 0.4 | 0.2 | 0.5 | 0.6 | 0.4 | 1.1 | 0.0 |
| | Total | 100.0 | 100.0 | 100.0 | 100.0 | 100.0 | 100.0 | 100.0 | 100.0 |

Table C30. Tashkent – injecting drug use behavior reported by individuals socializing at sites

| | | Representative Sample | | Youth | | CSW and Clients | | IDUs | |
|--|-----------------------------|-----------------------|--------|-------|--------|-----------------|--------|-------|--------|
| | | Male | Female | Male | Female | Male | Female | Male | Female |
| | | N=1039 | N=1015 | N=596 | N=639 | N=312 | N=234 | N=178 | N=25 |
| Injecting drug use common in this unit of city (respondent opinion) | Very common | 5.6 | 7.3 | 5.4 | 7.2 | 8.3 | 6.8 | 20.2 | 12.0 |
| | Somewhat common | 22.5 | 21.4 | 23.7 | 23.3 | 34.3 | 27.8 | 51.7 | 64.0 |
| | Not very common | 30.0 | 28.3 | 29.9 | 28.5 | 35.6 | 35.0 | 25.8 | 20.0 |
| | Does not occur in this area | 9.8 | 9.9 | 10.9 | 9.7 | 7.4 | 9.4 | 0.0 | 0.0 |
| | Don't know | 32.1 | 33.2 | 30.2 | 31.3 | 14.4 | 20.9 | 2.2 | 4.0 |
| | Total | 100.0 | 100.0 | 100.0 | 100.0 | 100.0 | 100.0 | 100.0 | 100.0 |
| Injecting drug users socialize at site (respondent opinion) | Yes | 37.7 | 40.9 | 38.8 | 44.3 | 58.3 | 57.3 | 97.2 | 92.0 |
| | No | 23.3 | 17.6 | 23.3 | 14.2 | 15.1 | 15.8 | 0.6 | 8.0 |
| | Don't know | 39.0 | 41.5 | 37.9 | 41.5 | 26.6 | 26.9 | 2.2 | 0.0 |
| | Total | 100.0 | 100.0 | 100.0 | 100.0 | 100.0 | 100.0 | 100.0 | 100.0 |
| Heard of place in city where IDUs can get new syringes | Yes | 10.2 | 6.2 | 10.1 | 5.9 | 20.5 | 12.4 | 39.9 | 44.0 |
| | No | 89.8 | 93.8 | 89.9 | 94.1 | 79.5 | 87.6 | 60.1 | 56.0 |
| | Total | 100.0 | 100.0 | 100.0 | 100.0 | 100.0 | 100.0 | 100.0 | 100.0 |
| Ever injected drugs | Yes | 5.4 | 1.8 | 5.0 | 2.0 | 33.3 | 10.7 | 100.0 | 100.0 |
| | Never | 90.1 | 95.6 | 91.3 | 94.7 | 62.2 | 83.3 | 0.0 | 0.0 |
| | Refused to answer | 4.5 | 2.7 | 3.7 | 3.3 | 4.5 | 6.0 | 0.0 | 0.0 |
| | Total | 100.0 | 100.0 | 100.0 | 100.0 | 100.0 | 100.0 | 100.0 | 100.0 |
| When last injected drugs | Past 7 days | 1.2 | 0.2 | 1.3 | 0.2 | 9.3 | 4.7 | 36.5 | 56.0 |
| | Past 2-4 weeks | 0.1 | 0.1 | 0.0 | 0.2 | 7.7 | 0.9 | 23.0 | 16.0 |
| | Past 2-3 months | 0.0 | 0.1 | 0.0 | 0.2 | 7.4 | 0.4 | 25.8 | 20.0 |
| | Past 4-6 months | 0.1 | 0.0 | 0.0 | 0.0 | 1.9 | 0.0 | 14.6 | 8.0 |
| | Past 7-12 months | 0.6 | 0.4 | 0.8 | 0.6 | 1.3 | 1.7 | 0.0 | 0.0 |
| | Over one year ago | 3.1 | 0.8 | 2.7 | 0.8 | 5.1 | 2.1 | 0.0 | 0.0 |
| | Never injected drugs | 94.6 | 98.2 | 95.0 | 98.0 | 66.7 | 89.3 | 0.0 | 0.0 |
| | Missing | 0.4 | 0.2 | 0.2 | 0.2 | 0.6 | 0.9 | 0.0 | 0.0 |
| | Total | 100.0 | 100.0 | 100.0 | 100.0 | 100.0 | 100.0 | 100.0 | 100.0 |
| Ever been arrested for injecting drugs | Yes | 3.1 | 1.7 | 3.7 | 1.3 | 16.0 | 7.7 | 53.4 | 52.0 |
| | No | 96.9 | 98.3 | 96.3 | 98.7 | 84.0 | 92.3 | 46.6 | 48.0 |
| | Total | 100.0 | 100.0 | 100.0 | 100.0 | 100.0 | 100.0 | 100.0 | 100.0 |
| Ever met with a narcologist or visited a narcologist dispensary | Yes | 6.4 | 3.2 | 6.0 | 3.3 | 13.1 | 6.8 | 33.1 | 32.0 |
| | No | 93.6 | 96.8 | 94.0 | 96.7 | 86.9 | 93.2 | 66.9 | 68.0 |
| | Total | 100.0 | 100.0 | 100.0 | 100.0 | 100.0 | 100.0 | 100.0 | 100.0 |

Table C31. Tashkent – contact with treatment facilities for men socializing at sites (percentage)

| | Never | <4 weeks | 1-6 months | 7-12 months | >1 year | |
|--|--|----------|------------|-------------|---------|------|
| Representative Sample (N=1039) | | | | | | |
| Ever been to: | Private medical clinic | 52.1 | 8.0 | 17.3 | 9.4 | 13.2 |
| | State medical clinic | 18.5 | 12.3 | 23.6 | 14.0 | 31.7 |
| | Trust point | 97.5 | 0.5 | 0.5 | 0.3 | 1.3 |
| | TB dispensary | 84.6 | 0.6 | 2.7 | 1.4 | 10.7 |
| | Emergency | 72.1 | 1.3 | 5.5 | 5.4 | 15.7 |
| | Infection hospital | 78.6 | 0.8 | 1.5 | 2.1 | 16.9 |
| | Skin/venerological dispensary | 85.4 | 0.6 | 2.7 | 2.7 | 8.7 |
| | Private venerological doctor | 91.1 | 0.2 | 2.2 | 2.2 | 4.2 |
| | Private narcological doctor | 98.4 | 0.1 | 0.8 | 0.2 | 0.6 |
| | An outreach/social worker about injection drug use | 98.9 | 0.2 | 0.4 | 0.3 | 0.2 |
| Youth (N=596) | | | | | | |
| Ever been to: | Private medical clinic | 53.4 | 9.4 | 17.1 | 8.7 | 11.4 |
| | State medical clinic | 20.5 | 14.6 | 25.0 | 11.4 | 28.5 |
| | Trust point | 97.7 | 0.5 | 0.3 | 0.2 | 1.3 |
| | TB dispensary | 83.7 | 0.7 | 2.7 | 1.8 | 11.1 |
| | Emergency | 74.7 | 1.7 | 5.5 | 5.0 | 13.1 |
| | Infection hospital | 81.5 | 0.8 | 1.8 | 2.3 | 13.4 |
| | Skin/venerological dispensary | 84.6 | 0.3 | 3.0 | 3.7 | 8.4 |
| | Private venerological doctor | 92.6 | 0.2 | 2.2 | 2.5 | 2.5 |
| | Private narcological doctor | 98.8 | 0.2 | 0.3 | 0.3 | 0.3 |
| | An outreach/social worker about injection drug use | 98.5 | 0.3 | 0.5 | 0.5 | 0.2 |
| Clients of Commercial Sex Workers (N=312) | | | | | | |
| Ever been to: | Private medical clinic | 46.5 | 9.6 | 26.6 | 7.7 | 9.6 |
| | State medical clinic | 17.0 | 15.7 | 23.1 | 11.5 | 32.7 |
| | Trust point | 89.7 | 4.2 | 4.5 | 0.0 | 1.6 |
| | TB dispensary | 81.4 | 0.3 | 3.8 | 1.3 | 13.1 |
| | Emergency | 68.6 | 1.6 | 9.0 | 6.7 | 14.1 |
| | Infection hospital | 76.0 | 1.0 | 2.2 | 1.9 | 18.9 |
| | Skin/venerological dispensary | 81.4 | 1.6 | 3.5 | 6.1 | 7.4 |
| | Private venerological doctor | 84.3 | 0.6 | 4.2 | 5.4 | 5.4 |
| | Private narcological doctor | 96.2 | 1.0 | 1.6 | 0.3 | 1.0 |
| | An outreach/social worker about injection drug use | 93.3 | 3.5 | 2.6 | 0.3 | 0.3 |
| Injection Drug Users (N=178) | | | | | | |
| Ever been to: | Private medical clinic | 56.2 | 9.6 | 22.5 | 0.6 | 11.2 |
| | State medical clinic | 18.0 | 12.4 | 21.9 | 6.2 | 41.6 |
| | Trust point | 78.7 | 10.1 | 9.6 | 0.6 | 1.1 |
| | TB dispensary | 77.5 | 0.6 | 6.7 | 2.8 | 12.4 |
| | Emergency | 68.0 | 2.8 | 15.2 | 2.2 | 11.8 |
| | Infection hospital | 81.5 | 0.6 | 2.8 | 0.0 | 15.2 |
| | Skin/venerological dispensary | 92.1 | 1.7 | 2.8 | 1.1 | 2.2 |
| | Private venerological doctor | 91.0 | 2.2 | 2.8 | 0.6 | 3.4 |
| | Private narcological doctor | 89.9 | 2.2 | 5.6 | 1.1 | 1.1 |
| | An outreach/social worker about injection drug use | 80.9 | 11.2 | 5.6 | 0.6 | 1.7 |

Table C32. Tashkent – contact with treatment facilities for women socializing at sites (percentage)

| | Never | <4 weeks | 1-6 months | 7-12 months | >1 year | |
|---------------------------------------|--|----------|------------|-------------|---------|------|
| Representative Sample (N=1015) | | | | | | |
| Ever been to: | Private medical clinic | 46.3 | 13.0 | 19.4 | 8.8 | 12.5 |
| | State medical clinic | 13.0 | 16.6 | 32.2 | 15.3 | 23.0 |
| | Trust point | 97.4 | 0.4 | 1.2 | 0.2 | 0.8 |
| | TB dispensary | 87.3 | 0.6 | 1.4 | 1.5 | 9.3 |
| | Emergency | 67.4 | 2.5 | 6.6 | 5.9 | 17.6 |
| | Infection hospital | 74.2 | 0.2 | 2.0 | 3.3 | 20.3 |
| | Skin/venerological dispensary | 82.9 | 2.0 | 3.9 | 2.5 | 8.8 |
| | Private venerological doctor | 88.2 | 3.1 | 4.2 | 1.7 | 2.9 |
| | Private narcological doctor | 99.6 | 0.0 | 0.0 | 0.1 | 0.3 |
| | An outreach/social worker about injection drug use | 99.1 | 0.0 | 0.3 | 0.4 | 0.2 |
| Youth (N=639) | | | | | | |
| Ever been to: | Private medical clinic | 44.4 | 13.0 | 22.1 | 8.1 | 12.4 |
| | State medical clinic | 14.4 | 16.4 | 31.1 | 15.3 | 22.7 |
| | Trust point | 97.0 | 0.3 | 1.6 | 0.3 | 0.8 |
| | TB dispensary | 86.2 | 0.9 | 1.4 | 1.3 | 10.2 |
| | Emergency | 71.0 | 2.7 | 6.1 | 4.5 | 15.6 |
| | Infection hospital | 76.2 | 0.3 | 1.6 | 3.8 | 18.2 |
| | Skin/venerological dispensary | 81.8 | 1.9 | 5.2 | 3.0 | 8.1 |
| | Private venerological doctor | 85.3 | 3.4 | 5.8 | 2.2 | 3.3 |
| | Private narcological doctor | 99.7 | 0.0 | 0.0 | 0.0 | 0.3 |
| | An outreach/social worker about injection drug use | 98.7 | 0.0 | 0.5 | 0.5 | 0.3 |
| Commercial Sex Workers (N=234) | | | | | | |
| Ever been to: | Private medical clinic | 37.2 | 20.1 | 19.7 | 10.7 | 12.4 |
| | State medical clinic | 16.2 | 12.0 | 32.9 | 18.4 | 20.5 |
| | Trust point | 94.0 | 2.6 | 2.6 | 0.0 | 0.9 |
| | TB dispensary | 80.3 | 0.9 | 1.7 | 2.6 | 14.5 |
| | Emergency | 67.9 | 1.3 | 3.8 | 7.3 | 19.7 |
| | Infection hospital | 61.1 | 0.9 | 3.0 | 7.3 | 27.8 |
| | Skin/venerological dispensary | 58.5 | 7.3 | 12.8 | 8.1 | 13.2 |
| | Private venerological doctor | 58.5 | 12.4 | 14.5 | 5.6 | 9.0 |
| | Private narcological doctor | 98.3 | 0.0 | 0.4 | 0.0 | 1.3 |
| | An outreach/social worker about injection drug use | 97.9 | 1.3 | 0.0 | 0.0 | 0.9 |
| Injection Drug Users (N=25) | | | | | | |
| Ever been to: | Private medical clinic | 16.0 | 40.0 | 44.0 | 0.0 | 0.0 |
| | State medical clinic | 28.0 | 16.0 | 36.0 | 4.0 | 16.0 |
| | Trust point | 60.0 | 24.0 | 16.0 | 0.0 | 0.0 |
| | TB dispensary | 84.0 | 4.0 | 0.0 | 4.0 | 8.0 |
| | Emergency | 72.0 | 8.0 | 8.0 | 4.0 | 8.0 |
| | Infection hospital | 76.0 | 0.0 | 0.0 | 4.0 | 20.0 |
| | Skin/venerological dispensary | 80.0 | 4.0 | 4.0 | 4.0 | 8.0 |
| | Private venerological doctor | 72.0 | 16.0 | 8.0 | 0.0 | 4.0 |
| | Private narcological doctor | 88.0 | 0.0 | 4.0 | 0.0 | 8.0 |
| | An outreach/social worker about injection drug use | 80.0 | 16.0 | 4.0 | 0.0 | 0.0 |

Table C33. Needle sharing behavior of injection drug users (percentage)

| | | Almaty | | Karaganda | | Osh | | Tashkent | |
|---|--------------------------|--------|--------|-----------|--------|-------|--------|----------|--------|
| | | Male | Female | Male | Female | Male | Female | Male | Female |
| | | N=236 | N=27 | N=225 | N=63 | N=170 | N=31 | N=178 | N=25 |
| Shared syringe at last injection | Yes | 26.7 | 25.9 | 19.1 | 12.7 | 30.6 | 16.1 | 13.5 | 4.0 |
| | No | 67.8 | 70.4 | 68.4 | 65.1 | 51.8 | 32.2 | 84.8 | 96.0 |
| | Don't know/remember | 5.5 | 3.7 | 12.4 | 22.2 | 17.6 | 58.1 | 1.7 | 0.0 |
| | Total | 100.0 | 100.0 | 100.0 | 100.0 | 100.0 | 100.0 | 100.0 | 100.0 |
| In last 4 weeks, shared syringe with other IDU | Yes | 35.2 | 44.4 | 31.6 | 39.7 | 33.5 | 32.3 | 14.6 | 12.0 |
| | No | 61.9 | 55.6 | 64.9 | 60.3 | 53.5 | 58.1 | 84.8 | 88.0 |
| | Don't know/remember | 3.0 | 0.0 | 3.6 | 0.0 | 12.9 | 9.7 | 0.6 | 0.0 |
| | Total | 100.0 | 100.0 | 100.0 | 100.0 | 100.0 | 100.0 | 100.0 | 100.0 |
| In last 4 weeks, got new syringe | Yes | 8.1 | 3.7 | 36.9 | 38.1 | 30.6 | 35.5 | 14.0 | 44.0 |
| | No | 91.5 | 96.3 | 62.2 | 60.3 | 61.2 | 54.8 | 86.0 | 56.0 |
| | Don't know/remember | 0.4 | 0.0 | 0.9 | 1.6 | 8.2 | 9.7 | 0.0 | 0.0 |
| | Total | 100.0 | 100.0 | 100.0 | 100.0 | 100.0 | 100.0 | 100.0 | 100.0 |
| Number of times injected drugs yesterday | 0 | 28.0 | 25.9 | 39.1 | 38.1 | 30.6 | 35.5 | 78.1 | 80.0 |
| | 1 | 30.5 | 11.1 | 39.6 | 27.0 | 35.3 | 22.6 | 14.0 | 4.0 |
| | 2 | 30.1 | 40.7 | 16.4 | 23.8 | 15.9 | 22.6 | 6.2 | 12.0 |
| | 3 | 10.2 | 14.8 | 3.6 | 6.3 | 10.6 | 9.7 | 1.1 | 0.0 |
| | 4+ | 1.3 | 7.4 | 1.3 | 4.8 | 7.1 | 9.7 | 0.6 | 4.0 |
| | Total | 100.0 | 100.0 | 100.0 | 100.0 | 100.0 | 100.0 | 100.0 | 100.0 |
| Number of different syringes used yesterday | 0 | 28.4 | 25.9 | 39.1 | 38.1 | 42.9 | 45.2 | 78.1 | 80.0 |
| | 1 | 58.1 | 59.3 | 51.6 | 44.4 | 32.9 | 35.8 | 19.1 | 4.0 |
| | 2 | 11.0 | 11.1 | 8.0 | 12.7 | 18.2 | 22.6 | 2.2 | 12.0 |
| | 3 | 2.1 | 3.7 | 1.3 | 4.8 | 4.1 | 6.5 | 0.6 | 0.0 |
| | 4+ | 0.4 | 0.0 | 0.0 | 0.0 | 1.2 | 0.0 | 0.0 | 4.0 |
| | Total | 100.0 | 100.0 | 100.0 | 100.0 | 100.0 | 100.0 | 100.0 | 100.0 |
| Number of different people with whom shared a syringe in past 4 weeks | 0 | 61.0 | 44.4 | 56.4 | 57.1 | 43.5 | 29.0 | 88.8 | 96.0 |
| | 1 | 8.1 | 11.1 | 6.7 | 4.8 | 18.2 | 6.5 | 2.2 | 0.0 |
| | 2 | 8.5 | 22.2 | 16.4 | 9.5 | 12.9 | 35.5 | 5.1 | 0.0 |
| | 3 | 9.7 | 11.1 | 9.3 | 15.9 | 16.5 | 16.1 | 2.8 | 4.0 |
| | 4-9 | 11.9 | 7.4 | 10.7 | 6.3 | 7.1 | 6.5 | 1.1 | 0.0 |
| | 10+ | 0.8 | 3.7 | 0.4 | 6.3 | 1.2 | 12.9 | 0.0 | 0.0 |
| | Total | 100.0 | 100.0 | 100.0 | 100.0 | 100.0 | 100.0 | 100.0 | 100.0 |
| Number of different people with whom shared a syringe for the first time in past 4 weeks | 0 | 89.0 | 88.9 | 87.1 | 79.4 | 75.3 | 80.7 | 95.5 | 100.0 |
| | 1 | 8.9 | 3.7 | 7.1 | 3.2 | 16.5 | 16.1 | 2.8 | 0.0 |
| | 2 | 1.7 | 0.0 | 4.0 | 12.7 | 4.1 | 0.0 | 1.1 | 0.0 |
| | 3 | 0.4 | 3.7 | 1.8 | 0.0 | 1.8 | 0.0 | 0.6 | 0.0 |
| | 4-9 | 0.0 | 0.0 | 0.0 | 3.2 | 1.2 | 3.2 | 0.0 | 0.0 |
| | 10+ | 0.0 | 3.7 | 0.0 | 1.6 | 0.6 | 0.0 | 0.0 | 0.0 |
| | Total | 100.0 | 100.0 | 100.0 | 100.0 | 100.0 | 100.0 | 100.0 | 100.0 |
| Where got last syringe used | Pharmacy | 80.5 | 85.2 | 52.9 | 41.3 | 28.8 | 22.6 | 87.1 | 76.0 |
| | Purchased somewhere else | 2.5 | 0.0 | 9.3 | 7.9 | 24.1 | 22.6 | 0.6 | 0.0 |
| | Trust point | 2.1 | 0.0 | 20.0 | 23.8 | 17.7 | 19.4 | 7.3 | 16.0 |
| | Friend | 11.0 | 14.8 | 11.1 | 11.1 | 18.8 | 16.1 | 3.4 | 4.0 |
| | Other | 3.0 | 0.0 | 4.0 | 4.8 | 4.7 | 6.5 | 1.7 | 4.0 |
| | Don't know/remember | 0.8 | 0.0 | 2.7 | 11.1 | 5.3 | 12.9 | 0.0 | 0.0 |
| | Total | 100.0 | 100.0 | 100.0 | 100.0 | 100.0 | 100.0 | 100.0 | 100.0 |

| | | Almaty | | Karaganda | | Osh | | Tashkent | |
|---|--|--------|--------|-----------|--------|-------|--------|----------|--------|
| | | Male | Female | Male | Female | Male | Female | Male | Female |
| | | N=236 | N=27 | N=225 | N=63 | N=170 | N=31 | N=178 | N=25 |
| Can get new syringes whenever wants | Always | 74.6 | 63.0 | 68.9 | 65.1 | 50.0 | 41.9 | 92.1 | 100.0 |
| | Sometimes | 24.6 | 37.0 | 29.8 | 28.6 | 46.5 | 58.1 | 7.9 | 0.0 |
| | Never | 0.8 | 0.0 | 1.3 | 6.3 | 2.9 | 0.0 | 0.0 | 0.0 |
| | Total | 100.0 | 100.0 | 100.0 | 100.0 | 100.0 | 100.0 | 100.0 | 100.0 |
| Why can't always get new syringes when wants | No money | 11.0 | 22.2 | 16.4 | 17.5 | 25.1 | 35.5 | 3.4 | 0.0 |
| | Exchange station too far away | 0.4 | 0.0 | 8.4 | 4.8 | 8.2 | 9.7 | 0.0 | 0.0 |
| | Kiosk or drug store too far way | 4.7 | 7.4 | 1.8 | 6.3 | 4.1 | 0.0 | 0.0 | 0.0 |
| | Police menace | 9.3 | 14.8 | 10.2 | 14.3 | 5.9 | 3.2 | 2.2 | 0.0 |
| | Don't think it is necessary to get a new syringe | 5.5 | 7.4 | 2.7 | 7.9 | 4.1 | 3.2 | 1.7 | 0.0 |
| | Other | 2.5 | 3.7 | 1.3 | 0.0 | 0.0 | 6.5 | 0.6 | 0.0 |
| | Always can get new syringes | 74.6 | 63.0 | 68.9 | 65.1 | 50.0 | 41.9 | 92.1 | 100.0 |

Table C34. Drug use history of injection drug users socializing at sites (percentage)

| | Almaty | | Karaganda | | Osh | | Tashkent | | |
|---|------------------------------------|--------|-----------|--------|-------|--------|----------|--------|-------|
| | Male | Female | Male | Female | Male | Female | Male | Female | |
| | N=236 | N=27 | N=225 | N=63 | N=170 | N=31 | N=178 | N=25 | |
| Main way to take drugs | Individually | 24.2 | 25.9 | 24.0 | 15.9 | 34.7 | 29.0 | 56.2 | 28.0 |
| | Always with same group | 49.2 | 55.6 | 38.2 | 46.0 | 24.7 | 35.5 | 19.1 | 44.0 |
| | With different groups | 4.7 | 14.8 | 3.1 | 9.5 | 6.5 | 9.7 | 2.2 | 12.0 |
| | Depends on circumstances | 22.0 | 3.7 | 34.7 | 28.6 | 34.1 | 25.8 | 22.5 | 16.0 |
| | Total | 100.0 | 100.0 | 100.0 | 100.0 | 100.0 | 100.0 | 100.0 | 100.0 |
| Drug injected most | Raw opium (hanka) | 14.0 | 3.7 | 35.6 | 31.7 | 31.8 | 35.5 | 7.3 | 0.0 |
| | Heroin | 82.2 | 96.3 | 62.2 | 60.3 | 66.5 | 61.3 | 91.6 | 100.0 |
| | Other | 3.8 | 0.0 | 2.2 | 7.9 | 1.8 | 3.2 | 1.1 | 0.0 |
| | Total | 100.0 | 100.0 | 100.0 | 100.0 | 100.0 | 100.0 | 100.0 | 100.0 |
| In last 4 weeks, took drugs from common reservoir | Yes | 72.5 | 77.8 | 67.1 | 71.4 | 62.9 | 48.4 | 38.8 | 44.0 |
| | No | 25.4 | 22.2 | 31.6 | 23.8 | 29.4 | 41.9 | 61.2 | 56.0 |
| | Don't know/remember | 2.1 | 0.0 | 1.3 | 4.8 | 7.7 | 9.7 | 0.0 | 0.0 |
| | Total | 100.0 | 100.0 | 100.0 | 100.0 | 100.0 | 100.0 | 100.0 | 100.0 |
| In last 4 weeks, used ready made drug solution without boiling | Yes | 69.1 | 70.4 | 24.0 | 27.0 | 45.3 | 32.3 | 34.8 | 36.0 |
| | No | 23.7 | 25.9 | 73.8 | 60.3 | 45.9 | 51.6 | 65.2 | 64.0 |
| | Don't know/remember | 7.2 | 3.7 | 2.2 | 12.7 | 8.8 | 16.1 | 0.0 | 0.0 |
| | Total | 100.0 | 100.0 | 100.0 | 100.0 | 100.0 | 100.0 | 100.0 | 100.0 |
| Length of time injecting drugs | < 1 year | 13.6 | 18.5 | 7.1 | 12.7 | 27.7 | 19.4 | 14.6 | 4.0 |
| | 1 year | 23.7 | 14.8 | 19.6 | 12.7 | 22.9 | 22.6 | 20.8 | 24.0 |
| | 2 years | 16.1 | 7.4 | 19.6 | 23.8 | 18.2 | 22.6 | 13.5 | 24.0 |
| | 3-4 years | 21.2 | 14.8 | 23.1 | 25.4 | 13.5 | 16.1 | 22.5 | 28.0 |
| | 5-9 years | 18.2 | 29.6 | 22.2 | 19.0 | 16.5 | 19.4 | 24.2 | 16.0 |
| | 10+ years | 7.2 | 14.8 | 8.4 | 6.3 | 1.2 | 0.0 | 4.5 | 4.0 |
| | Total | 100.0 | 100.0 | 100.0 | 100.0 | 100.0 | 100.0 | 100.0 | 100.0 |
| Ever been arrested for injecting drugs | Yes | 42.4 | 55.6 | 56.9 | 36.5 | 39.4 | 51.6 | 53.4 | 52.0 |
| | No | 57.6 | 44.4 | 43.1 | 63.5 | 60.0 | 48.4 | 46.6 | 48.0 |
| | Total | 100.0 | 100.0 | 100.0 | 100.0 | 100.0 | 100.0 | 100.0 | 100.0 |
| Think they have been registered by police | Yes | 30.1 | 48.1 | 44.4 | 30.2 | 18.2 | 35.5 | 22.5 | 20.0 |
| | No | 12.3 | 7.4 | 12.4 | 6.3 | 15.9 | 12.9 | 30.9 | 32.0 |
| | Never arrested for injecting drugs | 57.6 | 44.4 | 43.1 | 63.5 | 60.0 | 48.4 | 46.6 | 48.0 |
| | Missing | 0.0 | 0.0 | 0.0 | 0.0 | 5.9 | 3.2 | 0.0 | 0.0 |
| Total | 100.0 | 100.0 | 100.0 | 100.0 | 100.0 | 100.0 | 100.0 | 100.0 | |
| Think they have been registered by police as IDUs | Yes | 19.9 | 37.0 | 36.0 | 23.8 | 17.7 | 29.0 | 13.5 | 12.0 |
| | No | 10.2 | 11.1 | 8.4 | 6.3 | 60.0 | 3.2 | 9.0 | 8.0 |
| | Never been registered by police | 12.3 | 7.4 | 12.4 | 6.3 | 15.9 | 12.9 | 30.9 | 32.0 |
| | Never arrested for injecting drugs | 57.6 | 44.4 | 43.1 | 63.5 | 60.0 | 48.4 | 46.6 | 48.0 |
| | Missing | 0.0 | 0.0 | 0.0 | 0.0 | 5.9 | 6.4 | 0.0 | 0.0 |
| | Total | 100.0 | 100.0 | 100.0 | 100.0 | 100.0 | 100.0 | 100.0 | 100.0 |

| | Almaty | | Karaganda | | Osh | | Tashkent | | |
|---|---|--------|-----------|--------|-------|--------|----------|--------|-------|
| | Male | Female | Male | Female | Male | Female | Male | Female | |
| | N=236 | N=27 | N=225 | N=63 | N=170 | N=31 | N=178 | N=25 | |
| Ever met with a narcologist or visited a narcologist dispensary | Yes | 31.8 | 44.4 | 57.3 | 44.4 | 46.5 | 48.4 | 33.1 | 32.0 |
| | No | 68.2 | 55.6 | 42.7 | 55.6 | 52.9 | 51.6 | 66.9 | 68.0 |
| | Total | 100.0 | 100.0 | 100.0 | 100.0 | 100.0 | 100.0 | 100.0 | 100.0 |
| Think they have been registered with narcologist or narcology dispensary | Yes | 22.5 | 37.0 | 42.2 | 27.0 | 30.0 | 45.2 | 20.8 | 8.0 |
| | No | 9.3 | 7.4 | 15.1 | 17.5 | 16.5 | 3.2 | 12.4 | 24.0 |
| | Never met narcologist/dispensary | 68.2 | 55.6 | 42.7 | 55.6 | 53.5 | 51.6 | 66.9 | 68.0 |
| Total | 100.0 | 100.0 | 100.0 | 100.0 | 100.0 | 100.0 | 100.0 | 100.0 | 100.0 |
| Think they have been registered with narcologist or narcology dispensary as IDUs | Yes | 20.3 | 33.3 | 35.1 | 20.6 | 23.5 | 41.9 | 14.6 | 4.0 |
| | No | 2.1 | 3.7 | 7.1 | 6.3 | 6.5 | 3.2 | 6.2 | 4.0 |
| | Never been registered with narcologist/dispensary | 9.3 | 7.4 | 15.1 | 17.5 | 16.5 | 3.2 | 12.4 | 24.0 |
| | Never met narcologist/dispensary | 68.2 | 55.6 | 42.7 | 55.6 | 52.9 | 54.8 | 66.9 | 68.0 |
| | Missing | 0.0 | 0.0 | 0.0 | 0.0 | 0.6 | 0.0 | 0.0 | 0.0 |
| | Total | 100.0 | 100.0 | 100.0 | 100.0 | 100.0 | 100.0 | 100.0 | 100.0 |

Appendix 2: Data Collection Instruments

**KEY INFORMANT CHARACTERISTICS - CAR
(5/16/02)**

| No. | Questions | Coding categories |
|-----|--|--|
| K1 | Assessment City | <p align="right">Almaty 1 Karaganda 2 Tashkent 3 Osh 4</p> |
| K2 | Location of Interview | UNIT in city: ____ ____ |
| K3 | Interviewer Number / Key Informant Number | ____ _ / ____ _ |
| K4 | Date | ____ _ / ____ _ / ____ _ |
| K5 | Gender of Key Informant | <p align="right">MALE 1 FEMALE 2</p> |
| K6 | Type of Key Informant: TAXI DRIVER 01 PUBLIC TRANSPORTATION DRIVER 02 LONG DISTANCE TRUCK DRIVERS 03 SEX WORKER 04 CLIENT OF SEX WORKER 05 PIMP 06 INJECTION DRUG USER 07 NON-GOVERNMENTAL ORG (NGO) STAFF 08 WORKERS OF AIDS CENTER, NARCOLOGICA DISPENSARY, VENEROLOGICAL CLINIC 09 MEDICAL PERSONNEL 10 POLICE OFFICER 11 HEALTH CARE/ PHARMACY WORKER 12 MINI-MARKET /SHOP SELLER 13 SELLERS AND WORKERS IN MARKET 14 STREET VENDOR 15 | <p>ENTER CODE: ____ ____</p> <p align="right">BARMEN/WAITERS 16 HOTEL STAFF 17 SAUNA STAFF 18 HOMELESS 19 UNEMPLOYED 20 NEW ARRIVALS/ TEMPORARY 21 STREET CLEANERS 22 STAIRWELL CLEANER 23 FLAT OWNERS COOP PERSONNEL 24 YOUTH 25 DORMITORY RESIDENT 26 RESIDENT OF AREA 27</p> <p>OTHER _____ 50</p> |

| No. | Questions | Coding categories |
|---|---|--------------------------------------|
| <p>Hello. I am working for the Center for Study of Public Opinion in Almaty on a study to identify where better health programs are needed in the city. The purpose of the study is to find out where people go to meet new sexual partners and to find out where people who inject drugs can be found. AIDS doesn't seem to be a big problem yet in this area, but it could become a big problem if people don't learn about how to reduce the chances they will get infected. I would like to ask you a few questions. We want you to tell us the names and locations of places where people meet new sexual partners and where we can reach drug injectors for prevention programs. We don't want to know the names of any private residences. We are just interested in public places. If you tell us where these places are then we will visit those places to see if they want to have a health program there. Telling us the names and locations of sites should take between 5 and 15 minutes. We won't ask your name or ask you to provide any identifying information. You will not be contacted in the future. Your answers cannot be linked back to you. Your participation is completely voluntary and you may refuse to answer any question or completely refuse to participate. You may be embarrassed by the questions. You may not personally benefit directly from this study, but in a few months a new health program will be carried out in this city.</p> <p>The name and phone number of the person in charge of this study are on this piece of paper. If you have any questions you can contact Gulzhan at the Center for Study of Public Opinion.</p> | | |
| K7 | Are you willing to participate? *IF NO, STOP INTERVIEW. | YES 1 IF NO, STOP INTERVIEW. NO 2 |
| K8 | How old are you? *STOP INTERVIEW IF RESPONDENT IS YOUNGER THAN 18 | ____ ____ |
| K9 | We want to know where people socialize with the intention of meeting a new sexual partner. This will help us plan AIDS prevention programs there and have condoms available. We especially want to know: <ul style="list-style-type: none"> • Where youth socialize and meet new sexual partners • Where women or men sell sex • Where other people such as single men, gay men, temporary residents, migrant workers, go to find new sexual partners. • Where people in this unit go to meet new partners in this unit and in other units. We also want to know where people from outside the unit come to meet new sexual partners in this unit. *WRITE EACH PLACE NAMED ON THE LIST ON THE NEXT PAGE. AFTER FINISHING THIS QUESTIONNAIRE, FILL OUT A PLACE REPORT FORM FOR EACH PLACE. | |
| K10 | We also want to know what you think about drug use around here. Does injecting drug use occur here (in this unit)? | YES 1 NO 2 |
| K11 | Have you seen any syringes around here in the last 4 weeks? | YES 1 NO 2 |
| K12 | Where can syringes be found around here? *WRITE EACH PLACE NAMED ON THE LIST ON THE NEXT PAGE. AFTER FINISHING THIS QUESTIONNAIRE, FILL OUT A PLACE REPORT FORM FOR EACH PLACE. | |

| No. | Questions | Coding categories |
|-----|--|------------------------|
| K13 | Where can injecting drug users be found around here? *WRITE EACH PLACE NAMED ON THE LIST ON THE NEXT PAGE. AFTER FINISHING THIS QUESTIONNAIRE, FILL OUT A PLACE REPORT FORM FOR EACH PLACE. | |
| K14 | Do sex workers look for customers around here? | YES 1 NO 2 |
| K15 | Where can sex workers be found? *WRITE EACH PLACE NAMED ON THE LIST ON THE NEXT PAGE. AFTER FINISHING THIS QUESTIONNAIRE, FILL OUT A PLACE REPORT FORM FOR EACH PLACE. | |
| K16 | Number of places named by Key Informant within this unit. Number of places named by Key Informant outside this unit. | ___ ___ ___ ___ |

ALMATY, KARAGANDA, OSH: LIST PLACES NAMED ON LINES BELOW. USING THIS LIST, ASK THE RESPONDENT:

Of all the places you named, which is the place where the most people meet new sexual partners in one day or evening? CIRCLE "1" IN COLUMN TITLED "Sex" NEXT TO THIS PLACE.

Of all the places you named, which is the place where the most drug injectors or drug injecting equipment can be found? CIRCLE "2" IN COLUMN TITLED "Drug" NEXT TO THIS PLACE.

Of all the places you named, which is the place where the most sex workers can be found? CIRCLE "3" IN COLUMN TITLED "SexWorker" NEXT TO THIS PLACE.

AFTER RECORDING WHICH THREE PLACES ARE PRIORITIES, FILL OUT A PLACE REPORT FORM WITH THE RESPONDENT FOR EACH PLACE ON THE LIST (NOT ONLY PRIORITIES).

| | PRIORITY PLACE | | |
|-----------|----------------|------|-----------|
| | Sex | Drug | SexWorker |
| 1. _____ | 1 | 2 | 3 |
| 2. _____ | Sex | Drug | SexWorker |
| | 1 | 2 | 3 |
| 3. _____ | Sex | Drug | SexWorker |
| | 1 | 2 | 3 |
| 4. _____ | Sex | Drug | SexWorker |
| | 1 | 2 | 3 |
| 5. _____ | Sex | Drug | SexWorker |
| | 1 | 2 | 3 |
| 6. _____ | Sex | Drug | SexWorker |
| | 1 | 2 | 3 |
| 7. _____ | Sex | Drug | SexWorker |
| | 1 | 2 | 3 |
| 8. _____ | Sex | Drug | SexWorker |
| | 1 | 2 | 3 |
| 9. _____ | Sex | Drug | SexWorker |
| | 1 | 2 | 3 |
| 10. _____ | Sex | Drug | SexWorker |
| | 1 | 2 | 3 |

TASHKENT: LIST PLACES NAMED ON LINES BELOW. USING THIS LIST, ASK THE RESPONDENT:

Indicate if it is within a 10 minute walk, 10 minute drive or further.

FILL OUT A PLACE REPORT FORM WITH THE RESPONDENT FOR EACH PLACE ON THE LIST.

| | <u>Distance</u> | | |
|-----------|-----------------|-------|---------|
| | Walk | Drive | Further |
| 1. _____ | 1 | 2 | 3 |
| 2. _____ | Walk | Drive | Further |
| | 1 | 2 | 3 |
| 3. _____ | Walk | Drive | Further |
| | 1 | 2 | 3 |
| 4. _____ | Walk | Drive | Further |
| | 1 | 2 | 3 |
| 5. _____ | Walk | Drive | Further |
| | 1 | 2 | 3 |
| 6. _____ | Walk | Drive | Further |
| | 1 | 2 | 3 |
| 7. _____ | Walk | Drive | Further |
| | 1 | 2 | 3 |
| 8. _____ | Walk | Drive | Further |
| | 1 | 2 | 3 |
| 9. _____ | Walk | Drive | Further |
| | 1 | 2 | 3 |
| 10. _____ | Walk | Drive | Further |
| | 1 | 2 | 3 |

PLACE REPORT FORM - CAR
5/16/02

| | | |
|----|--|---|
| S1 | Assessment City | <p align="right">Almaty 1 Karaganda 2 Tashkent 3 Osh 4</p> |
| S2 | Location of Interview | UNIT ____ |
| S3 | Interviewer Number / Key Informant Number | ____ / ____ |
| S4 | Key Informant / Place Report Number | ____ / ____ |
| S5 | Name of place | _____ |
| S6 | <p>ALMATY, KARAGANDA, OSH: Place named as a priority place for....</p> <p>TASHKENT: Location of place relative to site of key informant interview. The site is within.....</p> | <p align="right">PRIORITY</p> <p align="right">Meeting new sexual partners 1 Injecting drug users 2 Sex workers 3</p> <p align="right">Not a priority for any group 9</p> <p align="right">DISTANCE</p> <p align="right">10 minute walk 1 10 minute drive 2 Further 3</p> |
| S7 | Address of place and how to find it. | |
| S8 | Where is the place located? In what unit? | UNIT in city (CODE 1-85): ____ |

| S9 | TYPE OF PLACE: *ENTER CODE: __ __ 01 BAR/CAFÉ/RESTAURANT 02 NIGHTCLUB/DISCO 03 CASINO 04 GAY CLUB 05 HOTEL 06 SAUNA 07 BILLIARDS 08 GAME CLUB 09 COMPUTER CLUB 10 DORMITORY 11 PRIVATE APARTMENT/FLAT 12 BASEMENT/ROOF 13 STAIRWELLS 14 UNUSED/ ABANDONED BUILDING 15 SCHOOL 16 COLLEGE/PROFESSIONAL SCHOOL 17 UNIVERSITY CAMPUS/TUTORIAL INSTITUTE 18 RAILWAY STATION 19 BUS STATION 20 AIRPORT 21 TRUCK STOP/STAND 22 TAXI STAND 23 STREET 24 STREET TUNNEL 25 MARKET 26 PARK 27 OTHER (specify): _____ | | | | | | | | | | | | | | | | |
|-----------------------------|--|--|--|-----|----|-----------------------------|---|---|-----------------------------|---|---|---------------------------|---|---|---------------------|---|---|
| S10 | Is this a place where..... | <table style="width: 100%; border-collapse: collapse;"> <thead> <tr> <th style="width: 80%;"></th> <th style="width: 10%; text-align: center;">YES</th> <th style="width: 10%; text-align: center;">NO</th> </tr> </thead> <tbody> <tr> <td style="text-align: right;">People meet sexual partners</td> <td style="text-align: center;">1</td> <td style="text-align: center;">2</td> </tr> <tr> <td style="text-align: right;">Drug Injectors can be found</td> <td style="text-align: center;">1</td> <td style="text-align: center;">2</td> </tr> <tr> <td style="text-align: right;">Syringes are lying around</td> <td style="text-align: center;">1</td> <td style="text-align: center;">2</td> </tr> <tr> <td style="text-align: right;">Sex workers solicit</td> <td style="text-align: center;">1</td> <td style="text-align: center;">2</td> </tr> </tbody> </table> | | YES | NO | People meet sexual partners | 1 | 2 | Drug Injectors can be found | 1 | 2 | Syringes are lying around | 1 | 2 | Sex workers solicit | 1 | 2 |
| | YES | NO | | | | | | | | | | | | | | | |
| People meet sexual partners | 1 | 2 | | | | | | | | | | | | | | | |
| Drug Injectors can be found | 1 | 2 | | | | | | | | | | | | | | | |
| Syringes are lying around | 1 | 2 | | | | | | | | | | | | | | | |
| Sex workers solicit | 1 | 2 | | | | | | | | | | | | | | | |

SITE VERIFICATION FORM (May 21, 2002)

Unique Place Number: _____

| No. | Questions | Coding Categories |
|-----|--|--|
| V1 | Assessment Area | Almaty 1 Karaganda 2 Tashkent 3 Osh 4 |
| V2 | Location of Site | UNIT CODE: ____ |
| V3 | List ID Number | _____ |
| V4 | Name of Place | _____ |
| V5 | Correct Street Address | _____ _____ |
| V6 | What is the closest public transportation route? | BUS: _____ TROLLEY: _____ TRAM: _____ ROUTE TAXI/MICROBUS: _____ |
| V7 | Outcome of place verification | PLACE NOT FOUND 0 PLACE FOUND AND RESPONDENT INTERVIEWED 1 PLACE FOUND BUT NOT WILLING RESPONDENT 2 PLACE CLOSED TEMPORARILY 3 NO LONGER A PLACE 4 |

| No. | Questions | Coding Categories |
|-----|--|---|
| V8 | TYPE OF SITE: 01 BAR/CAFÉ/RESTAURANT 02 NIGHTCLUB/DISCO 03 CASINO 04 GAY CLUB 05 HOTEL 06 SAUNA 07 BILLIARDS 08 GAME CLUB 09 COMPUTER CLUB 10 DORMITORY 11 PRIVATE APARTMENT/FLAT 12 BASEMENT/ROOF 13 STAIRWELLS 14 UNUSED/ ABANDONED BUILDING 15 SCHOOL 16 COLLEGE/PROFESSIONAL SCHOOL 17 UNIVERSITY CAMPUS/TUTORIAL INSTITUTE | *ENTER CODE: ___ ___ 18 RAILWAY STATION 19 LONG DISTANCE BUS STATION 20 AIRPORT 21 TRUCK STOP/STAND 22 TAXI STAND 23 STREET 24 STREET TUNNEL 25 MARKET 26 PARK 27 OTHER (specify): _____ |
| V9 | Interviewer Number | ___ ___ |
| V10 | Date (DD/MM) | ___ ___ / ___ ___ |
| V11 | Day of the week | MONDAY 1 TUESDAY 2 WEDNESDAY 3 THURSDAY 4 FRIDAY 5 SATURDAY 6 SUNDAY 7 |
| V12 | Time of day (24 HOUR CLOCK) | ___ ___ : ___ ___ |
| V13 | Number socializing upon interviewer arrival at place | MEN: ___ ___ ___ WOMEN: ___ ___ ___ |
| V14 | Number of used syringes observed by interviewer at the site | ___ ___ ___ |
| V15 | Gender of respondent | MALE 1 FEMALE 2 |

| No. | Questions | Coding Categories |
|---|---|--|
| <p>Hello. I am working on a study to identify where better health programs are needed in the city. I would like to ask you some questions about this place and the people who come here. The interview should take between 15 and 30 minutes of your time. I won't ask your name or any other identifying information. Your participation is completely voluntary and you may refuse to answer any question or completely refuse to participate. There are no risks to participating but it is possible you may be embarrassed by the questions. You may not benefit directly from this research but the information may help in planning better health program.</p> <p>This is what we will do with the information you give us. We are asking people these questions at hundreds of places in the city. Your answers will be combined with information about other places like this and will not be reported about this place alone. Your name will not be recorded anywhere and we won't ask any information about you except to make sure you are over 17.</p> <p>The name and phone number of the person in charge of this study are on this piece of paper. If you have any questions you can contact Gulzhan Alimbekova at the Center for Study of Public Opinion.</p> | | |
| V16 | Do you agree to participate? | <p style="text-align: right;">YES 1</p> <p style="text-align: right;">NO 2</p> |
| V17 | <p>How old are you?</p> <p>*CONCLUDE INTERVIEW IF RESPONDENT IS YOUNGER THAN 18.</p> | <p>_____</p> |
| V18 | How many years has this place been in operation as a place where people can pass time? | <p style="text-align: right;">LESS THAN A YEAR 0</p> <p style="text-align: right;">1 TO 2 YEARS 1</p> <p style="text-align: right;">3 TO 5 YEARS 2</p> <p style="text-align: right;">6 TO 10 YEARS 3</p> <p style="text-align: right;">MORE THAN TEN YEARS 4</p> <p style="text-align: right;">NOT APPLICABLE 9</p> |
| V19 | <p>Which types of activities take place here?</p> <p>READ LIST</p> <p>CIRCLE ONE CODE FOR EACH ACTIVITY</p> | <p style="text-align: right;">YES NO DK</p> <p style="text-align: right;">Beer Consumed 1 2 8</p> <p style="text-align: right;">Hard Alcohol Consumed 1 2 8</p> <p style="text-align: right;">TV Or Video Viewing 1 2 8</p> <p style="text-align: right;">Dancing 1 2 8</p> <p style="text-align: right;">Music 1 2 8</p> <p style="text-align: right;">Computer Games/Slot Machines 1 2 8</p> <p style="text-align: right;">Eating food 1 2 8</p> <p style="text-align: right;">Striptease Show 1 2 8</p> |

| No. | Questions | Coding Categories | | | | | |
|---|--|--|---|---|---|---|---|
| V20 | I have been told that people socialize at places like this and meet sexual partners here. READ LIST | YES NO DK | | | | | |
| | | Do men meet new female sexual partners here? | 1 | 2 | 8 | | |
| | | Do women meet new sexual partners here? | 1 | 2 | 8 | | |
| | | Do men meet male (gay) sexual partners? | 1 | 2 | 8 | | |
| V21 | Do female sex workers solicit customers here? | YES 1 | | | | | |
| | | NO 2 | | | | | |
| | | DON'T KNOW 8 | | | | | |
| V22 | IF YES, For how many years have female sex workers solicited customers here? | LESS THAN A YEAR 0 | | | | | |
| | | 1 TO 2 YEARS 1 | | | | | |
| | | 3 TO 5 YEARS 2 | | | | | |
| | | 6 TO 10 YEARS 3 | | | | | |
| | | MORE THAN TEN YEARS 4 | | | | | |
| DON'T KNOW 8 | | | | | | | |
| READ: Let's talk in more details about people who come here during the busiest times. | | | | | | | |
| V23 | Among men who come here during the busiest times how many do you think are: | <u>None</u> <u>< Half</u> <u>Half</u> <u>>Half</u> <u>Almost All/All</u> | | | | | |
| | | (a) Are Unemployed | 0 | 1 | 2 | 3 | 4 |
| | | (b) Are Students | 0 | 1 | 2 | 3 | 4 |
| | | (c) Are < Age 18 | 0 | 1 | 2 | 3 | 4 |
| | | (d) Live within a 10 minute walk of here | 0 | 1 | 2 | 3 | 4 |
| | | (e) Residents of this unit | 0 | 1 | 2 | 3 | 4 |
| | | (f) Come here at least once a week | 0 | 1 | 2 | 3 | 4 |
| | | (g) Drink alcohol here | 0 | 1 | 2 | 3 | 4 |
| | | (h) Find a new sexual partner while they are here | 0 | 1 | 2 | 3 | 4 |
| | | (i) Appear to be injection drug users | 0 | 1 | 2 | 3 | 4 |

| | | | | | | |
|-----|---|-------------|------------------|-------------|-----------------|-----------------------|
| V24 | Among woman who come here during the busiest times how many do you think are: | <u>None</u> | <u>< Half</u> | <u>Half</u> | <u>>Half</u> | <u>Almost All/All</u> |
| | (a) Are Unemployed | 0 | 1 | 2 | 3 | 4 |
| | (b) Are Students | 0 | 1 | 2 | 3 | 4 |
| | (c) Are < Age 18 | 0 | 1 | 2 | 3 | 4 |
| | (d) Live within a 10 minute walk of here | 0 | 1 | 2 | 3 | 4 |
| | (e) Residents of this district | 0 | 1 | 2 | 3 | 4 |
| | (f) Come here at least once a week | 0 | 1 | 2 | 3 | 4 |
| | (g) Drink alcohol here | 0 | 1 | 2 | 3 | 4 |
| | (h) Find a new sexual partner while they are here | 0 | 1 | 2 | 3 | 4 |
| | (i) Appear to be injection drug users | 0 | 1 | 2 | 3 | 4 |
| V25 | During a typical week in the last two months, what were the busiest time(s) here? PROBE FOR DAYS AND TIMES OF DAY. MORE THAN ONE ANSWER ALLOWED FOR EACH DAY. | | 6-11am | 11am-5pm | 5-10pm | 10pm-6am |
| | | MON | 1 | 2 | 3 | 4 |
| | | TUES | 1 | 2 | 3 | 4 |
| | | WED | 1 | 2 | 3 | 4 |
| | | THURS | 1 | 2 | 3 | 4 |
| | | FRI | 1 | 2 | 3 | 4 |
| | | SAT | 1 | 2 | 3 | 4 |
| | | SUN | 1 | 2 | 3 | 4 |
| V26 | What is the maximum number of men who come to this place in one day? Try to estimate the total number of men who come at any time between opening and closing. READ OPTIONS IF NECESSARY | | | | | < 10 1 |
| | | | | | | 11-20 2 |
| | | | | | | 21-50 3 |
| | | | | | | 51-100 4 |
| | | | | | | 101-300 5 |
| | | | | | | 301-500 6 |
| | | | | | | 501-1000 7 |
| V27 | What is the maximum number of women who come to this place in one day? Try to estimate the total number of women who come at any time between opening and closing. READ OPTIONS IF NECESSARY | | | | | < 10 1 |
| | | | | | | 11-20 2 |
| | | | | | | 21-50 3 |
| | | | | | | 51-100 4 |
| | | | | | | 101-300 5 |
| | | | | | | 301-500 6 |
| | | | | | | 501-1000 7 |

| | | |
|-----|--|---|
| V28 | What are the busiest times of the year? CAN MARK YES FOR MORE THAN ONE OPTION | <p style="text-align: right;">YES NO</p> <p style="text-align: right;">WINTER 1 2</p> <p style="text-align: right;">SPRING 1 2</p> <p style="text-align: right;">SUMMER 1 2</p> <p style="text-align: right;">AUTUMN 1 2</p> <p style="text-align: right;">HOLIDAYS 1 2</p> <p>OTHER _____ 1 2</p> <p style="text-align: center;">Specify</p> |
| V29 | Have there ever been any AIDS prevention activities at this place? IF YES: What types of activities? | <p style="text-align: right;">YES 1</p> <p style="text-align: right;">NO 2</p> <p>ACTIVITIES _____</p> <p>_____</p> |
| V30 | In the last 12 months, how often have condoms been available here? | <p style="text-align: right;">ALWAYS 1</p> <p style="text-align: right;">SOMETIMES 2</p> <p style="text-align: right;">NEVER 3</p> |
| V31 | Are there any condoms here today? If YES, can I see one? If YES, how many different brands of condoms? | <p style="text-align: right;">YES, BUT YOU CANT SEE ONE 1</p> <p style="text-align: right;">YES, AND A CONDOM WAS SEEN 2</p> <p style="text-align: right;">NO 3</p> <p style="text-align: right;">NUMBER OF BRANDS: ____</p> |
| V32 | Is it possible for someone to find a condom within 10 minutes of leaving this place at night? | <p style="text-align: right;">YES 1</p> <p style="text-align: right;">NO 2</p> <p style="text-align: right;">DON'T KNOW 8</p> |
| V33 | Would you be willing to have AIDS educational programs here? | <p style="text-align: right;">YES 1</p> <p style="text-align: right;">NO 2</p> <p style="text-align: right;">NOT APPLICABLE 9</p> |
| V34 | Would you be willing to sell condoms here? | <p style="text-align: right;">YES 1</p> <p style="text-align: right;">NO 2</p> <p style="text-align: right;">NOT APPLICABLE 9</p> |
| V35 | We also want to know what you think about drug use in this unit. How common is injection drug use in this unit? | <p style="text-align: right;">VERY COMMON 1</p> <p style="text-align: right;">SOMEWHAT COMMON 2</p> <p style="text-align: right;">NOT VERY COMMON 3</p> <p style="text-align: right;">DOES NOT OCCUR IN THIS AREA 4</p> |
| V36 | Have you seen used syringes lying around inside or outside this place in the past 3 months? | <p style="text-align: right;">YES 1</p> <p style="text-align: right;">NO 2</p> |

| | | |
|-----|---|---|
| V37 | Is this a place where drug injectors can be found? | <p style="text-align: right;">YES 1</p> <p style="text-align: right;">NO 2</p> |
| V38 | IF YES, For how many years has this been a place where drug injectors can be found? | <p style="text-align: right;">LESS THAN A YEAR 0</p> <p style="text-align: right;">1 TO 2 YEARS 1</p> <p style="text-align: right;">3 TO 5 YEARS 2</p> <p style="text-align: right;">6 TO 10 YEARS 3</p> <p style="text-align: right;">MORE THAN TEN YEARS 4</p> <p style="text-align: right;">DON'T KNOW 8</p> |
| V39 | Observation: Evidence of AIDS educational activities noted by interviewer at the site | <p style="text-align: center;">NUMBER OF AIDS POSTERS DISPLAYED _____</p> <p style="text-align: center;">NUMBER OF AIDS BROCHURES AT SITE _____</p> <p style="text-align: center;">NUMBER OF CONDOMS VISIBLE _____</p> |

QUESTIONNAIRE FOR INDIVIDUALS SOCIALIZING AT SITES
(5/30/02)

| No. | Questions | Coding categories |
|-----|---|---|
| Q1 | Name of City | <p align="right">Almaty 1 Karaganda 2 Tashkent 3 Osh 4</p> |
| Q2 | Interviewer Gender and Number | <p align="right">MALE 1 FEMALE 2</p> <p align="right">INTERVIEWER ID NUMBER: ____</p> |
| Q3 | Individual Interview Consecutive Number at site | <p align="right">_____</p> |
| Q4 | Name of site and Unique Identification Number | <p align="right">_____</p> <p align="right">UNIQUE ID NUMBER: _____</p> |
| Q5 | Date (DD/MM/YY) | <p align="right">____ / ____ / ____</p> |
| Q6 | Time of day (24 hour clock) | <p align="right">____ : ____</p> |
| Q7 | Number socializing at place before interview | <p align="right">MEN: _____</p> <p align="right">WOMEN: _____</p> |
| Q8 | <p>According to the opinion of interviewer, amount of drug injectors and sex workers socializing at place before interview.</p> <p>GIVE YOUR BEST ESTIMATE.</p> | <p align="right">MEN</p> <p>BOTH SEX WORKER AND IDU: _____</p> <p>SEX WORKER ONLY: _____</p> <p>IDU ONLY: _____</p> <p align="right">WOMEN</p> <p>BOTH SEX WORKER AND IDU: _____</p> <p>SEX WORKER ONLY: _____</p> <p>IDU ONLY: _____</p> |

| No. | Questions | Coding categories |
|---|---|--|
| Q9 | Gender of respondent | <p style="text-align: right;">MALE 1</p> <p style="text-align: right;">FEMALE 2</p> |
| Q10 | Interviewer opinion if respondent is IDU and/or CSW | <p style="text-align: right;">IDU ONLY 1</p> <p style="text-align: right;">CSW ONLY 2</p> <p style="text-align: right;">BOTH IDU AND CSW 3</p> <p style="text-align: right;">NEITHER 4</p> |
| <p>Hello. I am working on a study to identify where better health programs are needed in the city. I would like to ask you some questions about your behavior, including sexual behavior and other risky behaviors. The interview should take between 20 and 30 minutes of your time and you will not be contacted in the future. I won't ask your name or any other identifying information. Your answers will be kept confidential. Your participation is completely voluntary and you may refuse to answer any question or completely refuse to participate. There are no risks to participating but it is possible you may be embarrassed by the questions. You may not benefit directly from this research but the information may help in planning better health programs.</p> <p>This is what we will do with the information you give us. Your answers will be recorded on a paper that only identifies you with a number. Your name or specific address will not be recorded anywhere. We are asking hundreds of people these questions at places in the city.</p> <p>The name and phone number of the person in charge of this study are on this piece of paper. If you have any questions you can contact Gulzhan at the Center for Study of Public Opinion at 323640 or 396484.</p> | | |
| Q11 | <p>Do you agree to participate?</p> <p>*IF NO, STOP INTERVIEW</p> | <p style="text-align: right;">YES 1</p> <p style="text-align: right;">NO 2</p> |
| Q12 | <p>How old are you?</p> <p>*STOP INTERVIEW IF YOUNGER THAN 18</p> | <p style="text-align: right;">— —</p> |

| No. | Questions | Coding categories |
|-----|--|--|
| Q13 | <p>Do you live in Almaty or elsewhere?</p> <p>13.1 IF IN ALMATY:</p> <ul style="list-style-type: none"> • What microrayon do you live in? <p>13.2 IF OUTSIDE Almaty:</p> <ul style="list-style-type: none"> • Where? | <p>YES 1</p> <p>NO 2</p> <p><u>13.1 IF YES:</u></p> <p>MICRORAYON _____ CODE: _____</p> <p><u>13.2 IF OUTSIDE ALMATY :</u></p> <p>ALMATY OBLAST 1</p> <p>OTHER OBLASTS OF KAZAKHSTAN 2</p> <p>LIVES ELSEWHERE IN CENTRAL ASIA 3</p> <p>LIVES OUTSIDE OF CENTRAL ASIA 4</p> |
| Q14 | How long have you lived in here / there? | <p>LESS THAN ONE YEAR 0</p> <p>NUMBER OF YEARS ____</p> <p>ALL MY LIFE 97</p> |
| Q15 | How many nights in the past three months have you slept outside Almaty? | NUMBER OF NIGHTS: ____ |
| Q16 | <p>How often do you come to this place?</p> <p>CIRCLE ONLY ONE RESPONSE.</p> | <p>EVERYDAY 1</p> <p>4-6 TIMES PER WEEK 2</p> <p>2-3 TIMES PER WEEK 3</p> <p>ONE TIME PER WEEK 4</p> <p>2-3 TIMES PER MONTH 5</p> <p>ONE TIME PER MONTH 6</p> <p>LESS THAN ONCE A MONTH 7</p> <p>THIS IS MY FIRST VISIT 8</p> |
| Q17 | When did you come to this place the first time? | <p>THIS IS MY FIRST VISIT 1</p> <p>WITHIN PAST 4 WEEKS 2</p> <p>WITHIN PAST 2-6 MONTHS 3</p> <p>WITHIN PAST 7-12 MONTHS 4</p> <p>OVER A YEAR AGO 5</p> |

| No. | Questions | Coding categories |
|-----|--|---|
| Q18 | Some people meet new sexual partners at places like this. Do you believe that people meet new sexual partners here? That is, people they have never had sex with before. | <p style="text-align: right;">YES 1</p> <p style="text-align: right;">NO 2</p> |
| Q19 | <p>In your opinion, of all the people who came here in the past four weeks, what share are injecting drug users?</p> <p>READ OPTIONS</p> | <p style="text-align: right;">All or almost all 1</p> <p style="text-align: right;">More than half 2</p> <p style="text-align: right;">About half 3</p> <p style="text-align: right;">Less than half 4</p> <p style="text-align: right;">Very few 5</p> <p style="text-align: right;">None 6</p> |
| Q20 | Have you ever met a new sexual partner here? | <p style="text-align: right;">YES 1</p> <p style="text-align: right;">NO 2</p> |
| Q21 | When did you last meet a new sexual partner here? | <p style="text-align: right;">WITHIN 24 HOURS 1</p> <p style="text-align: right;">WITHIN PAST 7 DAYS 2</p> <p style="text-align: right;">WITHIN PAST 2-4 WEEKS 3</p> <p style="text-align: right;">WITHIN PAST 2-3 MONTHS 4</p> <p style="text-align: right;">WITHIN PAST 4-6 MONTHS 5</p> <p style="text-align: right;">WITHIN PAST 7-12 MONTHS 6</p> <p style="text-align: right;">OVER A YEAR AGO 7</p> <p style="text-align: right;">NEVER MET A NEW PARTNER HERE 9</p> |
| Q22 | The last time you had sex with this <u>new</u> partner from this place, did you use a condom? | <p style="text-align: right;">YES 1</p> <p style="text-align: right;">NO 2</p> <p style="text-align: right;">DON'T REMEMBER 3</p> <p style="text-align: right;">NEVER MET A NEW PARTNER HERE 9</p> |
| Q23 | Now I want to ask you about the people you had sex with in the past 4 weeks. How many different people have you had sex with in the past 4 weeks? | <p style="text-align: right;">4 WEEK TOTAL ____</p> |
| Q24 | How many of these people were <u>new</u> sexual partners for you in the past 4 weeks? | <p style="text-align: right;">4 WEEK NEW ____</p> |
| Q25 | The last time you had sex with one of these new partners, did you use a condom or not? | <p style="text-align: right;">YES 1</p> <p style="text-align: right;">NO 2</p> <p style="text-align: right;">NO NEW PARTNERS IN PAST 4 WEEKS 9</p> |

| No. | Questions | Coding categories |
|-----|---|--|
| Q26 | About how many new sexual partners have you had in the past 12 months? | NONE- NO NEW SEXUAL PARTNERS 0 NUMBER ____ _ |
| Q27 | Do you have any regular long-term sexual partner or partners? That is, someone with whom you have been having sex at least monthly for a year or more. This could be a spouse or lover or someone else. | YES, HAVE ONE OR MORE REGULAR 1 NO REGULAR 2 |
| Q28 | The last time you had sex with a regular partner, did you use a condom or not? | YES 1 NO 2 NO REGULAR PARTNER 9 |
| Q29 | In total, including new sexual partners, regular partners, and any other partners, how many sexual partners have you had in the past 12 months? | NUMBER: ____ _ |
| Q30 | When was the last time you used a condom? | WITHIN THE PAST 24 HOURS 1 WITHIN THE PAST WEEK 2 WITHIN PAST 4 WEEKS 3 WITHIN PAST 2-6 MONTHS 4 WITHIN PAST 7-12 MONTHS 5 OVER A YEAR AGO 6 NEVER USED A CONDOM 7 |
| Q31 | Where did you get the last condom you used? | SHOP 1 PHARMACY 2 KIOSK 3 PARTNER HAD CONDOM 5 FROM A FRIEND 4 RECEIVED FREE OF CHARGE 6 OTHER 7 NEVER USED A CONDOM 9 |
| Q32 | Do you have a condom with you? *IF YES, May I see it? | CONDOM WITH ME BUT YOU CANT SEE 1 YES AND CONDOM SEEN 2 BRAND _____ NO CONDOM WITH ME 3 |

| No. | Questions | Coding categories |
|-------|---|---|
| Q33 | <p>Have you participated in educational programs about AIDS in last 12 months?</p> <p>IF YES, How many months have passed since the last time you participated?</p> | <p>YES 1</p> <p>NO 2</p> <p>MONTHS AGO ____ ____</p> |
| Q33.3 | <p>TASHKENT ONLY:</p> <p>Have you seen any condom commercials in the past 12 months?</p> | <p>YES 1</p> <p>NO 2</p> |
| Q33.4 | | <p>IF YES: BRANDS SEEN</p> <p>1 _____</p> <p>2 _____</p> <p>3 _____</p> |
| Q34 | Are you currently employed? | <p>YES, FULLTIME 1</p> <p>YES, OCCASIONAL / PARTTIME WORK 2</p> <p>NO, NOT LOOKING FOR WORK 3</p> <p>NO, LOOKING FOR WORK 4</p> |
| Q35 | Do you currently study? | <p>YES 1</p> <p>NO 2</p> |
| Q36 | <p>We also want to know what you think about drug use in this area. In your opinion, how common is injection drug use in this area?</p> <p>'AREA' REFERS TO THE UNIT WHERE INTERVIEW CONDUCTED.</p> | <p>VERY COMMON 1</p> <p>SOMEWHAT COMMON 2</p> <p>NOT VERY COMMON 3</p> <p>DOES NOT OCCUR IN THIS AREA 4</p> <p>DON'T KNOW 5</p> |
| Q37 | In your opinion, do people who inject drugs socialize here at this place? | <p>YES 1</p> <p>NO 2</p> <p>DON'T KNOW 3</p> |
| Q38 | Have you heard of any place in Almaty where people who inject drugs can exchange used syringes for new? | <p>YES 1</p> <p>NO 2</p> |

| No. | Questions | Coding categories | | | | | | | | | | | | | | | | | | | | | | | | | | | | | | | | | | | | | | | | | | | | | | | | | | | | | | | | | | | | | | | | | | | | | | | | | | | | |
|--|--|--|-------|----------|-------|--------|-------|------------------------|---|---|---|---|---|----------------------|---|---|---|---|---|-------------|---|---|---|---|---|---------------|---|---|---|---|---|-----------|---|---|---|---|---|--------------------|---|---|---|---|---|-------------------------------|---|---|---|---|---|------------------------|--|--|--|--|--|------------------------------|---|---|---|---|---|-----------------------------|---|---|---|---|---|--|---|---|---|---|---|--|--|--|--|--|
| Q39 | <p>Have you ever been to any of the following places? If yes, was it within the last 4 weeks, between one and six months ago, between seven and 12 months ago, or more than one year ago?</p> <table border="0" data-bbox="289 348 1425 915"> <thead> <tr> <th></th> <th>Never</th> <th><4 weeks</th> <th>1-6mo</th> <th>7-12mo</th> <th>>1 yr</th> </tr> </thead> <tbody> <tr> <td>Private medical clinic</td> <td>0</td> <td>1</td> <td>2</td> <td>3</td> <td>4</td> </tr> <tr> <td>State medical clinic</td> <td>0</td> <td>1</td> <td>2</td> <td>3</td> <td>4</td> </tr> <tr> <td>Trust Point</td> <td>0</td> <td>1</td> <td>2</td> <td>3</td> <td>4</td> </tr> <tr> <td>TB Dispensary</td> <td>0</td> <td>1</td> <td>2</td> <td>3</td> <td>4</td> </tr> <tr> <td>Emergency</td> <td>0</td> <td>1</td> <td>2</td> <td>3</td> <td>4</td> </tr> <tr> <td>Infection Hospital</td> <td>0</td> <td>1</td> <td>2</td> <td>3</td> <td>4</td> </tr> <tr> <td>Skin/Venerological Dispensary</td> <td>0</td> <td>1</td> <td>2</td> <td>3</td> <td>4</td> </tr> <tr> <td colspan="6"><u>Or talk with a:</u></td> </tr> <tr> <td>Private venerological Doctor</td> <td>0</td> <td>1</td> <td>2</td> <td>3</td> <td>4</td> </tr> <tr> <td>Private narcological doctor</td> <td>0</td> <td>1</td> <td>2</td> <td>3</td> <td>4</td> </tr> <tr> <td>An outreach/social worker about injection drug use</td> <td>0</td> <td>1</td> <td>2</td> <td>3</td> <td>4</td> </tr> </tbody> </table> | | Never | <4 weeks | 1-6mo | 7-12mo | >1 yr | Private medical clinic | 0 | 1 | 2 | 3 | 4 | State medical clinic | 0 | 1 | 2 | 3 | 4 | Trust Point | 0 | 1 | 2 | 3 | 4 | TB Dispensary | 0 | 1 | 2 | 3 | 4 | Emergency | 0 | 1 | 2 | 3 | 4 | Infection Hospital | 0 | 1 | 2 | 3 | 4 | Skin/Venerological Dispensary | 0 | 1 | 2 | 3 | 4 | <u>Or talk with a:</u> | | | | | | Private venerological Doctor | 0 | 1 | 2 | 3 | 4 | Private narcological doctor | 0 | 1 | 2 | 3 | 4 | An outreach/social worker about injection drug use | 0 | 1 | 2 | 3 | 4 | | | | | |
| | Never | <4 weeks | 1-6mo | 7-12mo | >1 yr | | | | | | | | | | | | | | | | | | | | | | | | | | | | | | | | | | | | | | | | | | | | | | | | | | | | | | | | | | | | | | | | | | | | | | | | | |
| Private medical clinic | 0 | 1 | 2 | 3 | 4 | | | | | | | | | | | | | | | | | | | | | | | | | | | | | | | | | | | | | | | | | | | | | | | | | | | | | | | | | | | | | | | | | | | | | | | | | |
| State medical clinic | 0 | 1 | 2 | 3 | 4 | | | | | | | | | | | | | | | | | | | | | | | | | | | | | | | | | | | | | | | | | | | | | | | | | | | | | | | | | | | | | | | | | | | | | | | | | |
| Trust Point | 0 | 1 | 2 | 3 | 4 | | | | | | | | | | | | | | | | | | | | | | | | | | | | | | | | | | | | | | | | | | | | | | | | | | | | | | | | | | | | | | | | | | | | | | | | | |
| TB Dispensary | 0 | 1 | 2 | 3 | 4 | | | | | | | | | | | | | | | | | | | | | | | | | | | | | | | | | | | | | | | | | | | | | | | | | | | | | | | | | | | | | | | | | | | | | | | | | |
| Emergency | 0 | 1 | 2 | 3 | 4 | | | | | | | | | | | | | | | | | | | | | | | | | | | | | | | | | | | | | | | | | | | | | | | | | | | | | | | | | | | | | | | | | | | | | | | | | |
| Infection Hospital | 0 | 1 | 2 | 3 | 4 | | | | | | | | | | | | | | | | | | | | | | | | | | | | | | | | | | | | | | | | | | | | | | | | | | | | | | | | | | | | | | | | | | | | | | | | | |
| Skin/Venerological Dispensary | 0 | 1 | 2 | 3 | 4 | | | | | | | | | | | | | | | | | | | | | | | | | | | | | | | | | | | | | | | | | | | | | | | | | | | | | | | | | | | | | | | | | | | | | | | | | |
| <u>Or talk with a:</u> | | | | | | | | | | | | | | | | | | | | | | | | | | | | | | | | | | | | | | | | | | | | | | | | | | | | | | | | | | | | | | | | | | | | | | | | | | | | | | |
| Private venerological Doctor | 0 | 1 | 2 | 3 | 4 | | | | | | | | | | | | | | | | | | | | | | | | | | | | | | | | | | | | | | | | | | | | | | | | | | | | | | | | | | | | | | | | | | | | | | | | | |
| Private narcological doctor | 0 | 1 | 2 | 3 | 4 | | | | | | | | | | | | | | | | | | | | | | | | | | | | | | | | | | | | | | | | | | | | | | | | | | | | | | | | | | | | | | | | | | | | | | | | | |
| An outreach/social worker about injection drug use | 0 | 1 | 2 | 3 | 4 | | | | | | | | | | | | | | | | | | | | | | | | | | | | | | | | | | | | | | | | | | | | | | | | | | | | | | | | | | | | | | | | | | | | | | | | | |
| Q40 | Are you married or living in union with someone? | <p style="text-align: right;">YES 1 NO 2</p> | | | | | | | | | | | | | | | | | | | | | | | | | | | | | | | | | | | | | | | | | | | | | | | | | | | | | | | | | | | | | | | | | | | | | | | | | | | | |
| Q41 | How many years of education did you receive? | <p>ELEMENTARY (UP TO 7 FORMS) OR NONE 1 INCOMPLETE HIGH (8-9 FORMS) 2 PUBLIC HIGH 3 SPECIAL HIGH (TECHNICAL, PEDAGOGICAL, MEDICAL, ETC.) 4 INCOMPLETE HIGHER 5 HIGHER 6</p> | | | | | | | | | | | | | | | | | | | | | | | | | | | | | | | | | | | | | | | | | | | | | | | | | | | | | | | | | | | | | | | | | | | | | | | | | | | | |
| Q42 | Now we would like to ask you some questions about your own experience with injecting drugs. Your answers are completely confidential. Have you ever injected drugs? | <p style="text-align: right;">YES 1 NEVER INJECTED DRUGS 2 DON'T REMEMBER 3</p> | | | | | | | | | | | | | | | | | | | | | | | | | | | | | | | | | | | | | | | | | | | | | | | | | | | | | | | | | | | | | | | | | | | | | | | | | | | | |

| IF EVER INJECTED DRUGS CONTINUE. IF NEVER INJECTED DRUGS, GO TO Q53. | | | | | | | | | | | | | | | | | | | | | | |
|--|--|--|----|-----|----|----|--------------------------------|---|---|---|----------------------------------|---|---|---|--|---|---|---|-------------------------------|---|---|---|
| Q43 | <p>IF YES, When did you last inject drugs?</p> <p>IF NO, CIRCLE CODE 9.</p> <p>IF CODE 5 or higher (OVER 6 MONTHS AGO) SKIP to Q53</p> | <p>WITHIN PAST 7 DAYS 1</p> <p>WITHIN PAST 2-4 WEEKS 2</p> <p>WITHIN PAST 2-3 MONTHS 3</p> <p>WITHIN PAST 4-6 MONTHS 4</p> <p>WITHIN PAST 7-12 MONTHS 5</p> <p>OVER A YEAR AGO 6</p> <p>NEVER INJECTED DRUGS 9</p> | | | | | | | | | | | | | | | | | | | | |
| Q44 | <p>With whom do you usually inject drugs?</p> <p>READ OPTIONS</p> | <p>Individually 1</p> <p>Usually with the same group 2</p> <p>With different groups 3</p> <p>Depends on circumstances 4</p> | | | | | | | | | | | | | | | | | | | | |
| Q45 | Which drug do you inject most often? | <p>RAW OPIUM (HANKA) 1</p> <p>HEROIN 2</p> <p>OTHER_____ 3</p> | | | | | | | | | | | | | | | | | | | | |
| Q46a | Where did you get the syringe you used the last time you injected drugs? | <p>PHARMACY 1</p> <p>PURCHASED SOMEWHERE ELSE 2</p> <p>TRUST POINT 3</p> <p>FRIEND 4</p> <p>OTHER 5</p> <p>DON'T KNOW/REMEMBER 6</p> | | | | | | | | | | | | | | | | | | | | |
| Q46b | Did you share a syringe the last time you injected drugs? | <p>YES 1</p> <p>NO 2</p> <p>DON'T KNOW/REMEMBER 8</p> | | | | | | | | | | | | | | | | | | | | |
| Q47 | <p>During the last 4 weeks, did you.....</p> <p>READ EACH QUESTION</p> | <table border="0"> <thead> <tr> <th></th> <th>YES</th> <th>NO</th> <th>DK</th> </tr> </thead> <tbody> <tr> <td>Share a syringe with other IDU</td> <td>1</td> <td>2</td> <td>8</td> </tr> <tr> <td>Take drugs from common reservoir</td> <td>1</td> <td>2</td> <td>8</td> </tr> <tr> <td>Use ready made drug solution without boiling</td> <td>1</td> <td>2</td> <td>8</td> </tr> <tr> <td>Exchange used for new syringe</td> <td>1</td> <td>2</td> <td>8</td> </tr> </tbody> </table> | | YES | NO | DK | Share a syringe with other IDU | 1 | 2 | 8 | Take drugs from common reservoir | 1 | 2 | 8 | Use ready made drug solution without boiling | 1 | 2 | 8 | Exchange used for new syringe | 1 | 2 | 8 |
| | YES | NO | DK | | | | | | | | | | | | | | | | | | | |
| Share a syringe with other IDU | 1 | 2 | 8 | | | | | | | | | | | | | | | | | | | |
| Take drugs from common reservoir | 1 | 2 | 8 | | | | | | | | | | | | | | | | | | | |
| Use ready made drug solution without boiling | 1 | 2 | 8 | | | | | | | | | | | | | | | | | | | |
| Exchange used for new syringe | 1 | 2 | 8 | | | | | | | | | | | | | | | | | | | |
| Q48 | <p>How many times did you inject drugs yesterday?</p> <p>How many different syringes did you use yesterday?</p> | <p>_____</p> <p>_____</p> | | | | | | | | | | | | | | | | | | | | |

| | | |
|-----|--|--|
| Q49 | <p>In the past four weeks, with about how many different people did you share a syringe?</p> <p>Of those, how many were people you shared a syringe with for the first time?</p> | <p>TOTAL: ____ ____</p> <p>NEW: ____ ____</p> |
| Q50 | <p>Can you get new syringes whenever you want?</p> | <p>ALWAYS 1</p> <p>SOMETIMES 2</p> <p>NEVER 3</p> |
| Q51 | <p>IF 'SOMETIMES' or 'NEVER', why not always?</p> <p>DO <u>NOT</u> PROMPT RESPONDENT.</p> | <p>NO MONEY 1</p> <p>EXCHANGE STATION TOO FAR AWAY 2</p> <p>KIOSK OR DRUG STORE TOO FAR AWAY 3</p> <p>POLICE MENACE 4</p> <p>I DON'T THINK IT IS NECESSARY TO GET NEW SYRINGES 5</p> <p>OTHER _____ 6</p> <p>RESPONDENT 'ALWAYS' ABOVE 9</p> |
| Q52 | <p>How long have you been injecting drugs?</p> <p>IF LESS THAN A YEAR, NUMBER OF MONTHS</p> | <p>NUMBER OF YEARS ____ ____</p> <p>NUMBER OF MONTHS ____ ____</p> |

| ASK OF ALL RESPONDENTS, REGARDLESS OF REPORTED DRUG USE. | | | | | | | | | | | | | | | | | | | | | | | | | | | | | | |
|---|--|---|----|-----|----|----|-------------------------------|---|---|---|-------------------------------------|---|---|---|-------------------------|---|---|---|-------------------------|---|---|---|-------------|---|---|---|-----------|---|---|---|
| Q53 | Have you ever been detained by the police for injecting drugs? | YES 1 NO 2 | | | | | | | | | | | | | | | | | | | | | | | | | | | | |
| Q54 | IF YES, Do you think your detainment was registered with the police? | YES 1 NO 2 | | | | | | | | | | | | | | | | | | | | | | | | | | | | |
| Q55 | Do you think you are currently registered with the police as a drug user? IF YES, When do you think you were registered as a drug user? | YES 1 NO 2 MONTH _____ YEAR _____ | | | | | | | | | | | | | | | | | | | | | | | | | | | | |
| Q56 | Have you ever gone to a narcologist or a narcologist dispensary? | YES 1 NO 2 | | | | | | | | | | | | | | | | | | | | | | | | | | | | |
| Q57 | IF YES, Have you ever been registered with a narcology dispensary? | YES 1 NO 2 | | | | | | | | | | | | | | | | | | | | | | | | | | | | |
| Q58 | IF YES, Do you think you are currently registered with the narcologist dispensary? IF YES, when were you registered? | YES 1 NO 2 MONTH _____ YEAR _____ | | | | | | | | | | | | | | | | | | | | | | | | | | | | |
| AIDS is a growing health problem in Almaty. It is important that we find out how knowledgeable people are about how the virus that causes is transmitted. I would like to ask you your opinion about how the virus that causes AIDS is transmitted. | | | | | | | | | | | | | | | | | | | | | | | | | | | | | | |
| Q59 | Is it possible to become infected with HIV/AIDS through..... READ EACH QUESTION | <table border="0"> <thead> <tr> <th></th> <th>YES</th> <th>NO</th> <th>DK</th> </tr> </thead> <tbody> <tr> <td>Sexual contact without condom</td> <td>1</td> <td>2</td> <td>8</td> </tr> <tr> <td>Injecting drugs with shared syringe</td> <td>1</td> <td>2</td> <td>8</td> </tr> <tr> <td>Eating from common dish</td> <td>1</td> <td>2</td> <td>8</td> </tr> <tr> <td>Swimming in common pool</td> <td>1</td> <td>2</td> <td>8</td> </tr> <tr> <td>Insect bite</td> <td>1</td> <td>2</td> <td>8</td> </tr> <tr> <td>Handshake</td> <td>1</td> <td>2</td> <td>8</td> </tr> </tbody> </table> | | YES | NO | DK | Sexual contact without condom | 1 | 2 | 8 | Injecting drugs with shared syringe | 1 | 2 | 8 | Eating from common dish | 1 | 2 | 8 | Swimming in common pool | 1 | 2 | 8 | Insect bite | 1 | 2 | 8 | Handshake | 1 | 2 | 8 |
| | YES | NO | DK | | | | | | | | | | | | | | | | | | | | | | | | | | | |
| Sexual contact without condom | 1 | 2 | 8 | | | | | | | | | | | | | | | | | | | | | | | | | | | |
| Injecting drugs with shared syringe | 1 | 2 | 8 | | | | | | | | | | | | | | | | | | | | | | | | | | | |
| Eating from common dish | 1 | 2 | 8 | | | | | | | | | | | | | | | | | | | | | | | | | | | |
| Swimming in common pool | 1 | 2 | 8 | | | | | | | | | | | | | | | | | | | | | | | | | | | |
| Insect bite | 1 | 2 | 8 | | | | | | | | | | | | | | | | | | | | | | | | | | | |
| Handshake | 1 | 2 | 8 | | | | | | | | | | | | | | | | | | | | | | | | | | | |

| | | |
|------------------------|--|---|
| Q60 | <p>What ways can people avoid or reduce their chances of getting infected with HIV?</p> <p>Any other ways?</p> <p>DO NOT READ OUT THE ANSWERS.</p> <p>CIRCLE ALL THAT ARE MENTIONED. MORE THAN ONE ANSWER IS POSSIBLE.</p> | <p>USE CONDOMS 1</p> <p>HAVE FEWER PARTNERS 2</p> <p>BOTH PARTNERS HAVE NO OTHER PARTNERS 3</p> <p>NO CASUAL SEX 4</p> <p>NO SEX AT ALL 5</p> <p>NO COMMERCIAL SEX 6</p> <p>AVOID SHARING NEEDLES 7</p> <p>AVOID BLOOD TRANSFUSIONS 8</p> <p>OTHER (SPECIFY) 9</p> <hr/> <p>DON'T KNOW ANY 10</p> |
| Q61 | Can a person who looks healthy be infected with the AIDS virus? | <p>YES 1</p> <p>NO 2</p> <p>DON'T KNOW 8</p> |
| Q62 | How many times have you been tested for HIV in the last 12 months? | NUMBER OF TIMES TESTED ____ |
| Q63 | The last time you were tested for HIV, was it voluntary or obligatory? That is, was it your choice to be tested or were you obliged to be tested. | <p>VOLUNTARY 1</p> <p>OBLIGATORY 2</p> <p>NOT TESTED IN LAST 12 MONTHS 9</p> |
| ASK WOMEN ONLY: | | |
| Q64 | <p>Have you received money in exchange for sex in the past 3 months?</p> <p>IF MALE, CIRCLE CODE 9.</p> | <p>YES 1</p> <p>NO 2</p> <p>MALE RESPONDENT 9</p> |
| Q65 | IF YES, How many different places have you gone to look for clients in the last 4 weeks? | _____ |
| Q66 | <p>IF YES, Where in the city do you go to look for clients?</p> <p>CAN RECORD UP TO 3 DISTRICT CODES.</p> | <p>PLACES AND THEIR CODES:</p> <p>_____</p> <p>_____</p> <p>_____</p> |

ASK MEN ONLY:

| | | |
|-----|---|--|
| Q67 | Have you given money or other gifts to anyone in exchange for sexual service in the past 3 months? IF FEMALE, CIRCLE CODE 9. | YES 1 NO 2 DON'T REMEMBER 3 FEMALE RESPONDENT 9 |
| Q68 | Have you had sex with a man in the past 4 weeks? IF FEMALE, CIRCLE CODE 9. | YES 1 NO 2 DON'T REMEMBER 3 FEMALE RESPONDENT 9 |

АНКЕТА КЛЮЧЕВОГО ИНФОРМАНТА

| № | Вопросы | Категории кодирования |
|----|--|--|
| K1 | Город | Алматы 1 Караганды 2 Ташкент 3 Ош 4 |
| K2 | Место проведения интервью | Участок в городе ____ _ |
| K3 | Номер интервьюера | ____ _ |
| K4 | Дата (день, месяц, год) | ____ / ____ / ____ |
| K5 | Пол ключевого информанта | МУЖСКОЙ 1 ЖЕНСКИЙ 2 |
| K6 | Тип ключевого информанта: | ВВЕДИТЕ КОД: ____ _ |
| | ВОДИТЕЛЬ ТАКСИ 1 | БАРМЕН/ОФИЦИАНТ 16 |
| | ВОДИТЕЛЬ ОБЩЕСТВЕННОГО ТРАНСПОРТА 2 | РАБОТНИК ГОСТИНИЦЫ 17 |
| | ДАЛЬНОБОЙЩИК 3 | РАБОТНИК БАНИ/САУНЫ 18 |
| | РАБОТНИК (-ЦА) КОММЕРЧЕСКОГО СЕКСА (РКС) 4 | БОМЖ 19 |
| | КЛИЕНТ РКС 5 | БЕЗРАБОТНЫЙ 20 |
| | СУТЕНЕР 6 | ИНОГОРОДНИЙ (-ЯЯ) 21 |
| | ПОТРЕБИТЕЛЬ ИНЪЕКЦИОННЫХ НАРКОТИКОВ 7 | ДВОРНИК 22 |
| | РАБОТНИК НПО / ОБЩЕСТВЕННОЙ ОРГАНИЗАЦИИ 8 | УБОРЩИК (-ЦА) ПОДЪЕЗДОВ 23 |
| | РАБОТНИК СПИД ЦЕНТРА, НАРКОДИСПАНСЕРА, КВД 9 | МОЛОДЕЖЬ 24 |
| | РАБОТНИК СКОРОЙ ПОМОЩИ 10 | ЖИТЕЛЬ ОБЩЕЖИТИЯ 25 |
| | МИЛИЦИОНЕР / ПОЛИЦЕЙСКИЙ 11 | ЖИТЕЛЬ РАЙОНА 26 |
| | РАБОТНИК ЗДРАВООХРАНЕНИЯ / АПТЕК 12 | ДРУГОЕ _____ 50 |
| | ПРОДАВЕЦ ЛАРЬКА / МАГАЗИНА 13 | |
| | ТОРГОВЕЦ / РАБОТНИК НА БАЗАРЕ 14 | |
| | УЛИЧНЫЙ ТОРГОВЕЦ 15 | |

Здравствуйте. Я представляю Центр Изучения Общественного Мнения в Алматы и принимаю участие в исследовании по поиску мест, где необходимо осуществлять программы здравоохранения. Целью нашего исследования является определение мест, где люди встречают новых сексуальных партнеров, а также мест, где могут быть найдены потребители инъекционных наркотиков. СПИД пока еще не стал у нас большой проблемой, но он может стать ею, если люди не будут знать, как уменьшить шансы инфицирования. Я хотел (а) бы задать Вам несколько вопросов. Скажите, пожалуйста, названия и расположения мест, где люди встречают новых половых партнеров и где мы можем найти потребителей инъекционных наркотиков для осуществления программ по профилактике СПИДа. Нам не нужна информация о частных жилищах. Мы интересуемся только общественно доступными местами. После того, как Вы назовете эти места, мы посетим их и узнаем о возможности осуществления профилактических программ. На ответы Вы потратите от 5 до 15 минут. Мы не будем спрашивать Вашего имени. Мы не будем Вас беспокоить в будущем. Ваши ответы никоим образом на Вас не отразятся. Ваше участие полностью добровольно. Вы можете отказаться отвечать на отдельные вопросы и от интервью в целом. Некоторые вопросы могут Вас смутить. Возможно, Вы не получите прямую выгоду от исследования, но через несколько месяцев в Алматы начнется новая программа в сфере здравоохранения.

Если у Вас возникли какие-либо вопросы, Вы сможете связаться с Гульжан Алимбековой, ответственной за проведение исследования, по тел. 323640 и 396484.

| | | |
|-----|---|----------------------|
| K7 | Вы согласны отвечать на вопросы? *ЕСЛИ НЕТ, ПРЕКРАТИТЕ ИНТЕРВЬЮ. | ДА 1 НЕТ 2 |
| K8 | Сколько Вам лет? *ЗАВЕРШИТЕ ИНТЕРВЬЮ, ЕСЛИ РЕСПОНДЕНТ МЛАДШЕ 18 ЛЕТ | Точный возраст _____ |
| K9 | <p>Мы бы хотели узнать места, где люди проводят время с целью знакомства с новыми половыми партнерами. Это поможет нам планировать там программы по профилактике СПИДа, и сделать доступными презервативы. Конкретно, мы бы хотели знать:</p> <ul style="list-style-type: none"> • В каких местах проводит время молодежь, где молодые люди могут познакомиться с новыми половыми партнерами? • В каких местах можно встретить женщин или мужчин, предлагающих сексуальные услуги за вознаграждение? • В какие места ходят одинокие мужчины, приезжие, сезонные рабочие, чтобы найти новых половых партнеров? • В каких местах люди встречают новых половых партнеров в <u>Вашем районе</u> и <u>вне этого района</u>? В какие места <u>Вашего района</u> могут прийти люди из других районов для поиска новых половых партнеров. <p>ЗАПИШИТЕ НАЗВАНИЕ КАЖДОГО МЕСТА НА СТР 4. ПОСЛЕ ЗАВЕРШЕНИЯ ЭТОГО ВОПРОСНИКА ЗАПОЛНИТЕ ФОРМУ МЕСТА ДЛЯ КАЖДОГО УПОМЯНУТОГО МЕСТА.</p> | |
| K10 | Что Вы думаете о проблеме наркотиков в Вашем районе? Имеет ли место употребление инъекционных наркотиков в этом районе? | ДА 1 НЕТ 2 |

| | | |
|-----|--|----------------------|
| K11 | За последние 4 недели видели ли Вы выброшенные использованные шприцы в Вашем районе? | ДА 1 НЕТ 2 |
| K12 | В каких местах поблизости отсюда можно найти использованные шприцы? ЗАПИШИТЕ НАЗВАНИЕ КАЖДОГО МЕСТА НА СТР 4. ПОСЛЕ ЗАВЕРШЕНИЯ ЭТОГО ВОПРОСНИКА ЗАПОЛНИТЕ ФОРМУ МЕСТА ДЛЯ КАЖДОГО УПОМЯНУТОГО МЕСТА. | |
| K13 | В каких местах поблизости отсюда можно встретить потребителей инъекционных наркотиков? ЗАПИШИТЕ НАЗВАНИЕ КАЖДОГО МЕСТА НА СТР 4. ПОСЛЕ ЗАВЕРШЕНИЯ ЭТОГО ВОПРОСНИКА ЗАПОЛНИТЕ ФОРМУ МЕСТА ДЛЯ КАЖДОГО УПОМЯНУТОГО МЕСТА. | |
| K14 | Поблизости отсюда знакомятся ли со своими клиентами женщины, оказывающие сексуальные услуги? | ДА 1 НЕТ 2 |
| K15 | В каких местах могут быть найдены женщины, оказывающие сексуальные услуги? ЗАПИШИТЕ НАЗВАНИЕ КАЖДОГО МЕСТА НА СТР 4. ПОСЛЕ ЗАВЕРШЕНИЯ ЭТОГО ВОПРОСНИКА ЗАПОЛНИТЕ ФОРМУ МЕСТА ДЛЯ КАЖДОГО УПОМЯНУТОГО МЕСТА. | |
| K16 | Количество мест, указанных ключевым информантом на этом участке Количество мест, указанных ключевым информантом вне этого участка | ____ _ ____ _ |

Алматы, Караганды, Ош: ПРЕДВАРИТЕЛЬНЫЙ СПИСОК СООБЩЕННЫХ МЕСТ. ИСПОЛЬЗУЯ ЭТОТ СПИСОК, СПРОСИТЕ РЕСПОНДЕНТА

Из всех упомянутых Вами мест, назовите, пожалуйста, одно, где больше людей встречают новых половых партнеров?

Из всех упомянутых Вами мест, назовите, пожалуйста, одно, где можно встретить больше потребителей инъекционных наркотиков или использованные шприцы?

Из всех упомянутых Вами мест, назовите, пожалуйста, одно, где можно встретить больше женщины, оказывающих сексуальные услуги?

ПОСЛЕ ТОГО, КАК ВЫ ПРИОРИТИЗИРОВАЛИ МЕСТА, ЗАПОЛНИТЕ ФОРМУ МЕСТА ДЛЯ КАЖДОГО МЕСТА, ЗАПИСАННОГО В СПИСКЕ

| | секс | ПИН | РКС |
|-----------|------|-----|-----|
| 1. _____ | 1 | 2 | 3 |
| 2. _____ | 1 | 2 | 3 |
| 3. _____ | 1 | 2 | 3 |
| 4. _____ | 1 | 2 | 3 |
| 5. _____ | 1 | 2 | 3 |
| 6. _____ | 1 | 2 | 3 |
| 7. _____ | 1 | 2 | 3 |
| 8. _____ | 1 | 2 | 3 |
| 9. _____ | 1 | 2 | 3 |
| 10. _____ | 1 | 2 | 3 |

Ташкент: ПРЕДВАРИТЕЛЬНЫЙ СПИСОК СООБЩЕННЫХ МЕСТ. ИСПОЛЬЗУЯ ЭТОТ СПИСОК, СПРОСИТЕ РЕСПОНДЕНТА

ПОСЛЕ ТОГО, КАК ВЫ ПРИОРИТИЗИРОВАЛИ МЕСТА, ЗАПОЛНИТЕ ФОРМУ МЕСТА ДЛЯ КАЖДОГО МЕСТА, ЗАПИСАННОГО В СПИСКЕ

| | ходьбы | машине | более |
|-----------|--------|--------|-------|
| 1. _____ | 1 | 2 | 3 |
| 2. _____ | 1 | 2 | 3 |
| 3. _____ | 1 | 2 | 3 |
| 4. _____ | 1 | 2 | 3 |
| 5. _____ | 1 | 2 | 3 |
| 6. _____ | 1 | 2 | 3 |
| 7. _____ | 1 | 2 | 3 |
| 8. _____ | 1 | 2 | 3 |
| 9. _____ | 1 | 2 | 3 |
| 10. _____ | 1 | 2 | 3 |

БЛАНК МЕСТА

| | | |
|----|---|--|
| S1 | Город | Алматы 1 Караганды 2 Ташкент 3 Ош 4 |
| S2 | Место проведения интервью | Номер участка _____ |
| S3 | Номер интервьюера / Номер ключевого информанта | _____ / _____ |
| S4 | Номер места в анкете | _____ |
| S5 | Название места | |
| S6 | Алматы, Караганды, Ош: Названо как приоритетное место... Ташкент: Названо как приоритетное место... | Где люди встречают новых половых партнеров 1 Потребителей инъекционных наркотиков 2 Женщин, оказывающих сексуальные услуги 3 Не приоритетно 9 в 10 минутах ходьбы отсюда 1 в 10 минутах На машине отсюда 2 более 3 |
| S7 | Адрес этого места и как его найти | |
| S8 | Где расположено это место | Номер участка _____ |
| S9 | ТИП МЕСТА: 01 БАР / КАФЕ / РЕСТОРАН 02 НОЧНОЙ КЛУБ / ДИСКОТЕКА 03 КАЗИНО 04 ГЕЙ КЛУБ 05 ГОСТИНИЦА 06 БАНЯ / САУНА 07 БИЛЬЯРДНЫЙ ЗАЛ/КЛУБ 08 ИГРОВОЙ ЗАЛ 09 КОМПЬЮТЕРНЫЙ КЛУБ 10 ОБЩЕЖИТИЕ 11 ЧАСТНАЯ КВАРТИРА/ДОМ 12 ПОДВАЛ / ЧЕРДАК 13 ЛЕСТНИЧНАЯ ПЛОЩАДКА / ПОДЪЕЗД ДОМА 14 НЕИСПОЛЬЗУЕМОЕ / БРОШЕННОЕ ЗДАНИЕ | *ВВЕДИТЕ КОД : _____ 15 ТЕРРИТОРИЯ ШКОЛЫ 16 ТЕРРИТОРИЯ КОЛЛЕДЖА / ПРОФЕССИОНАЛЬНОЙ ШКОЛЫ 17 ТЕРРИТОРИЯ ВУЗА 18 ЖЕЛЕЗНОДОРОЖНЫЙ ВОКЗАЛ 19 АВТОВОКЗАЛ 20 АЭРОПОРТ 21 СТОЯНКА ГРУЗОВИКОВ 22 СТОЯНКА ТАКСИ 23 УЛИЦА 24 ПОДЗЕМНЫЙ ПЕРЕХОД 25 РЫНОК 26 ПАРК / СКВЕР 27 ДРУГОЕ _____ |

| | | | | |
|-----|-----------------|--|----|-----|
| S10 | В этом месте... | | да | нет |
| | | Люди встречают новых половых партнеров | | |
| | | Можно найти потребителей инъекционных наркотиков | 1 | 2 |
| | | Можно найти использованные шприцы | 1 | 2 |
| | | Можно встретить женщин, оказывающих сексуальные услуги | 1 | 2 |
| | | | 1 | 2 |

ФОРМА ОЦЕНКИ МЕСТА

Номер _____

| № | Вопросы | Категории кодирования |
|----|---|--|
| V1 | Город | Алматы 1 Караганды 2 Ташкент 3 Ош 4 |
| V2 | Расположение места | Код участка _____ |
| V3 | Идентификационный номер места в списке | _____ |
| V4 | Название места | _____ |
| V5 | Точный адрес | _____ |
| V6 | Укажите маршруты общественного транспорта, проходящие рядом с этим местом | Автобус _____ Троллейбус _____ Трамвай _____ Маршрутное такси _____ |
| V7 | Результат проверки места | МЕСТО НЕ НАЙДЕНО 0 МЕСТО НАЙДЕНО, ПРОВЕДЕНО ИНТЕРВЬЮ 1 МЕСТО НАЙДЕНО, НО В ИНТЕРВЬЮ ОТКАЗАНО 2 МЕСТО ВРЕМЕННО ЗАКРЫТО 3 МЕСТА БОЛЬШЕ НЕТ 4 |

| | | |
|-----|--|--|
| V8 | ТИП МЕСТА: 01 БАР / КАФЕ / РЕСТОРАН 02 НОЧНОЙ КЛУБ / ДИСКОТЕКА 03 КАЗИНО 04 ГЕЙ КЛУБ 05 ГОСТИНИЦА 06 БАНЯ / САУНА 07 БИЛЬЯРДНЫЙ ЗАЛ/КЛУБ 08 ИГРОВОЙ ЗАЛ 09 КОМПЬЮТЕРНЫЙ КЛУБ 10 ОБЩЕЖИТИЕ 11 ЧАСТНАЯ КВАРТИРА/ДОМ 12 ПОДВАЛ / ЧЕРДАК 13 ЛЕСТНИЧНАЯ ПЛОЩАДКА / ПОДЪЕЗД ДОМА 14 НЕИСПОЛЬЗУЕМОЕ / БРОШЕННОЕ ЗДАНИЕ | *ВВЕДИТЕ КОД : ____ ____ 15 ТЕРРИТОРИЯ ШКОЛЫ 16 ТЕРРИТОРИЯ КОЛЛЕДЖА / ПРОФЕССИОНАЛЬНОЙ ШКОЛЫ 17 ТЕРРИТОРИЯ ВУЗА 18 ЖЕЛЕЗНОДОРОЖНЫЙ ВОКЗАЛ 19 АВТОВОКЗАЛ 20 АЭРОПОРТ 21 СТОЯНКА ГРУЗОВИКОВ 22 СТОЯНКА ТАКСИ 23 УЛИЦА 24 ПОДЗЕМНЫЙ ПЕРЕХОД 25 РЫНОК 26 ПАРК / СКВЕР 27 ДРУГОЕ |
| V9 | Номер интервьюера | _____ |
| V10 | Дата (ДЕНЬ/МЕСЯЦ) | ____ / ____ |
| V11 | День недели | ПОНЕДЕЛЬНИК 1 ВТОРНИК 2 СРЕДА 3 ЧЕТВЕРГ 4 ПЯТНИЦА 5 СУББОТА 6 ВОСКРЕСЕНЬЕ 7 |
| V12 | Время начала интервью (ПО 24-ЧАСОВОЙ СИСТЕМЕ) | ____ : ____ |
| V13 | Количество людей находящихся на месте на момент прибытия интервьюера | МУЖЧИН: _____ ЖЕНЩИН: _____ |
| V14 | Количество использованных шприцев, обнаруженных интервьюером на месте | _____ |
| V15 | Пол респондента | МУЖСКОЙ 1 ЖЕНСКИЙ 2 |

Здравствуйте. Я работаю в Центре Изучения Общественного Мнения. Мы собираем информацию о том, где в городе необходимо осуществлять программы по здравоохранению. Поэтому я хочу задать Вам несколько вопросов об этом месте и о людях сюда приходящих. Интервью займет у Вас от 15 до 30 минут. Я не буду спрашивать Вашего имени или любую другую информацию на Вас указывающую. Ваше участие является добровольным, и Вы можете не отвечать на отдельные вопросы или отказаться от интервью. Возможно, Вы будете смущены некоторыми вопросами. Может быть Вы не получите прямой выгоды от настоящего исследования, но данная Вами информация поможет в планировании программ по здравоохранению.

Данное исследование проводится во многих местах нашего города. Вся полученная информация об этом месте будет анализироваться только в обобщенном виде вместе с информацией из других мест. Мы хотели бы быть уверенными в том, что Вам больше 17 лет.

Ниже приведены имя и контактный телефон человека, отвечающего за данное исследование. Если у Вас есть вопросы, Вы можете обратиться к Гульжан Алимбековой, Центр Изучения Общественного Мнения, по тел.: 39-64-84.

| V16 | Вы согласны участвовать? | | ДА 1 НЕТ 2 | | | | | | | | | | | | | | | | | | | | | | | | | | | |
|-----|--|--|---|----|-----|----|---|---|---|---|---|---|---|---|---|---|---|---|---|---|---|---|---|---|---|---|---|---|---|---|
| V17 | Сколько Вам лет? * ЗАВЕРШИТЕ ИНТЕРВЬЮ, ЕСЛИ РЕСПОНДЕНТ МЛАДШЕ 18 ЛЕТ | | Точный возраст _____ | | | | | | | | | | | | | | | | | | | | | | | | | | | |
| V18 | Сколько лет прошло с тех пор, как оно стало местом для проведения времени? | | МЕНЕЕ ОДНОГО ГОДА 0 От 1 до 2 лет 1 От 3 до 5 лет 2 От 6 до 10 лет 3 БОЛЕЕ 10 лет 4 НЕ ПРИМЕНИМО 9 | | | | | | | | | | | | | | | | | | | | | | | | | | | |
| V19 | Чем здесь занимаются люди? ПРОЧИТАЙТЕ СПИСОК ОБВЕДИТЕ ОДИН КОД ДЛЯ КАЖДОГО ВИДА ДЕЯТЕЛЬНОСТИ | Пьют пиво Пьют крепкие алкогольные напитки Смотрят телевизор и видео Танцуют Слушают музыку Игры (компьютерные, автоматы) Едят Смотрят стриптиз шоу | <table border="1"> <thead> <tr> <th>ДА</th> <th>НЕТ</th> <th>30</th> </tr> </thead> <tbody> <tr> <td>1</td> <td>2</td> <td>8</td> </tr> <tr> <td>1</td> <td>2</td> <td>8</td> </tr> <tr> <td>1</td> <td>2</td> <td>8</td> </tr> <tr> <td>1</td> <td>2</td> <td>8</td> </tr> <tr> <td>1</td> <td>2</td> <td>8</td> </tr> <tr> <td>1</td> <td>2</td> <td>8</td> </tr> <tr> <td>1</td> <td>2</td> <td>8</td> </tr> <tr> <td>1</td> <td>2</td> <td>8</td> </tr> </tbody> </table> | ДА | НЕТ | 30 | 1 | 2 | 8 | 1 | 2 | 8 | 1 | 2 | 8 | 1 | 2 | 8 | 1 | 2 | 8 | 1 | 2 | 8 | 1 | 2 | 8 | 1 | 2 | 8 |
| ДА | НЕТ | 30 | | | | | | | | | | | | | | | | | | | | | | | | | | | | |
| 1 | 2 | 8 | | | | | | | | | | | | | | | | | | | | | | | | | | | | |
| 1 | 2 | 8 | | | | | | | | | | | | | | | | | | | | | | | | | | | | |
| 1 | 2 | 8 | | | | | | | | | | | | | | | | | | | | | | | | | | | | |
| 1 | 2 | 8 | | | | | | | | | | | | | | | | | | | | | | | | | | | | |
| 1 | 2 | 8 | | | | | | | | | | | | | | | | | | | | | | | | | | | | |
| 1 | 2 | 8 | | | | | | | | | | | | | | | | | | | | | | | | | | | | |
| 1 | 2 | 8 | | | | | | | | | | | | | | | | | | | | | | | | | | | | |
| 1 | 2 | 8 | | | | | | | | | | | | | | | | | | | | | | | | | | | | |

| | | | | | | |
|---|---|---|--|-----------------------------|--|--------------------------------|
| V20 | Мне сказали, что люди знакомятся с половыми партнерами в местах подобных этому. Действительно ли ЗАЧИТАЙТЕ СПИСОК | Мужчины встречают здесь новых сексуальных партнеров – женщин? | ДА 1 | НЕТ 2 | ЗО 8 | |
| | | Женщины встречают здесь новых сексуальных партнеров? | 1 | 2 | 8 | |
| | | Мужчины встречают здесь новых сексуальных партнеров – мужчин? | 1 | 2 | 8 | |
| | | Помогает ли кто-нибудь здесь людям знакомиться? | 1 | 2 | 8 | |
| V21 | Знакомятся ли здесь женщины, оказывающие сексуальные услуги, со своими клиентами? | | Да Нет Не знаю | 1 2 8 | | |
| V22 | Если ДА, Сколько лет прошло с того времени, как в этом месте женщины, оказывающие сексуальные услуги, начали искать клиентов? | | Менее одного года От 1 до 2 лет От 3 до 5 лет От 6 до 10 лет Более 10 лет Не знаю | 0 1 2 3 4 8 | | |
| ПРОЧИТАЙТЕ: Давайте поговорим подробнее о тех, кто приходит сюда в "часы пик". | | | | | | |
| V23 | На ваш взгляд, среди <u>мужчин</u> , приходящих сюда в "часы пик", какую часть составляют... | <u>Никто</u> | <u>Меньше</u> <u>поло-</u> <u>вины</u> | <u>Поло-</u> <u>вина</u> | <u>Больше</u> <u>поло-</u> <u>вины</u> | <u>Почти</u> <u>все/все</u> |
| | (a) Безработные | 1 | 2 | 3 | 4 | 5 |
| | (b) Студенты | 1 | 2 | 3 | 4 | 5 |
| | (c) Младше 18 лет | 1 | 2 | 3 | 4 | 5 |
| | (d) Живут в 10 минутах ходьбы отсюда | 1 | 2 | 3 | 4 | 5 |
| | (e) Жители этого района | 1 | 2 | 3 | 4 | 5 |
| | (f) Приходят сюда хотя бы раз в неделю | 1 | 2 | 3 | 4 | 5 |
| | (g) Пьют здесь алкогольные напитки | 1 | 2 | 3 | 4 | 5 |
| | (h) Находят здесь новых половых партнеров | 1 | 2 | 3 | 4 | 5 |
| | (i) Вероятно являются людьми, употребляющими инъекционные наркотики | 1 | 2 | 3 | 4 | 5 |

| | | | | | | |
|---|---|--------------|--|-----------------------------|--|--|
| V24 | На ваш взгляд, среди <u>женщин</u> , приходящих сюда в "часы пик", какую часть составляют... | <u>Никто</u> | <u>Меньше</u> <u>поло-</u> <u>вины</u> | <u>Поло-</u> <u>вина</u> | <u>Больше</u> <u>поло-</u> <u>вины</u> | <u>Почти</u> <u>все/все</u> |
| | (a) Безработные | 1 | 2 | 3 | 4 | 5 |
| | (b) Студенты | 1 | 2 | 3 | 4 | 5 |
| | (c) Младше 18 лет | 1 | 2 | 3 | 4 | 5 |
| | (d) Живут в 10 минутах ходьбы отсюда | 1 | 2 | 3 | 4 | 5 |
| | (e) Жители этого района | 1 | 2 | 3 | 4 | 5 |
| | (f) Приходят сюда хотя бы раз в неделю | 1 | 2 | 3 | 4 | 5 |
| | (g) Пьют здесь алкогольные напитки | 1 | 2 | 3 | 4 | 5 |
| | (h) Находят здесь новых половых партнеров | 1 | 2 | 3 | 4 | 5 |
| (i) Вероятно являются людьми, употребляющими инъекционные наркотики | 1 | 2 | 3 | 4 | 5 | |
| V25 | Укажите, пожалуйста, "часы пик" типичные для данного места за последние два месяца? СПРОСИТЕ О ДНЯХ И ВРЕМЕНИ СУТОК И ОТМЕТЬТЕ НУЖНЫЕ ВАРИАНТЫ МОЖНО ОТМЕТИТЬ НЕСКОЛЬКО ОТВЕТОВ | | Утро 6-11 | День 11-17 | Вечер 17-22 | Ночь 22-6 |
| | | ПН | 1 | 2 | 3 | 4 |
| | | ВТ | 1 | 2 | 3 | 4 |
| | | СР | 1 | 2 | 3 | 4 |
| | | ЧТ | 1 | 2 | 3 | 4 |
| | | ПТ | 1 | 2 | 3 | 4 |
| | | СБ | 1 | 2 | 3 | 4 |
| ВС | 1 | 2 | 3 | 4 | | |
| V26 | Назовите, пожалуйста, максимальное количество мужчин, посещающих данное место в течение суток. Постарайтесь оценить общее количество мужчин, которые приходят от открытия до закрытия. ПРИ НЕОБХОДИМОСТИ, ЗАЧИТАЙТЕ ВАРИАНТЫ | | | | | < 10 1 11-20 2 21-50 3 51-100 4 101-300 5 301-500 6 501-1000 7 |
| V27 | Назовите, пожалуйста, максимальное количество женщин, посещающих данное место в течение суток? Постарайтесь оценить общее количество женщин, которые приходят от открытия до закрытия. ПРИ НЕОБХОДИМОСТИ, ЗАЧИТАЙТЕ ВАРИАНТЫ | | | | | < 10 1 11-20 2 21-50 3 51-100 4 101-300 5 301-500 6 501-1000 7 |
| V28 | Укажите наиболее посещаемые периоды? | | | | | Да Нет ЗИМА 1 2 ВЕСНА 1 2 ЛЕТО 1 2 ОСЕНЬ 1 2 ПРАЗДНИКИ 1 2 ДРУГОЕ 1 2 Укажите _____ |

| | | |
|-----|--|--|
| V29 | Проводилась ли здесь какие-либо мероприятия/действия по профилактике СПИД? | <p style="text-align: right;">ДА 1 НЕТ 2</p> <p>Если да, то какие? _____</p> |
| V30 | Были ли здесь доступны презервативы в течение последних 12 месяцев? | <p style="text-align: right;">ВСЕГДА 1 ИНОГДА 2 НИКОГДА 3</p> |
| V31 | <p>Есть ли здесь сегодня в наличии презервативы? Если ДА, могу ли я их увидеть?</p> <p>Назовите общее количество производителей?</p> | <p style="text-align: right;">ДА, НО ВЫ НЕ МОЖЕТЕ ИХ УВИДЕТЬ 1 ДА, ПРЕЗЕРВАТИВЫ ПОКАЗАНЫ 2 НЕТ 3</p> <p>КОЛИЧЕСТВО ПРОИЗВОДИТЕЛЕЙ ПРЕЗЕРВАТИВОВ: _____</p> |
| V32 | Можно ли ночью найти /купить презервативы недалеко от этого места (не более 10 минут ходьбы отсюда)? | <p style="text-align: right;">ДА 1 НЕТ 2 НЕ ЗНАЮ 8</p> |
| V33 | Вы бы хотели, чтобы здесь были информационные материалы и/или осуществлялись образовательные мероприятия по профилактике СПИДа? | <p style="text-align: right;">ДА 1 НЕТ 2 НЕ ПРИМЕНИМО 9</p> |
| V34 | Вы бы хотели, чтобы здесь продавались презервативы? | <p style="text-align: right;">ДА 1 НЕТ 2 НЕ ПРИМЕНИМО 9</p> |
| V35 | Что Вы думаете о проблеме наркомании в этом районе? Насколько распространено употребление наркотиков в этом районе? | <p style="text-align: right;">ОЧЕНЬ РАСПРОСТРАНЕНО 1 ОТНОСИТЕЛЬНО РАСПРОСТРАНЕНО 2 НЕ ОЧЕНЬ РАСПРОСТРАНЕНО 3 ВООБЩЕ НЕТ В ЭТОМ РАЙОНЕ 4</p> |
| V36 | Видели ли Вы использованные иглы или шприцы внутри или около этого места за последние 3 месяца? | <p style="text-align: right;">Да 1 Нет 2</p> |
| V37 | Встречаются ли в этом месте люди, употребляющие инъекционные наркотики? | <p style="text-align: right;">Да 1 Нет 2</p> |

| | | |
|-----|--|---|
| V38 | <p>Сколько времени прошло с тех пор, как в этом месте можно встретить людей, употребляющих инъекционные наркотики</p> <p>СПАСИБО ЗА ПОМОЩЬ, ДО СВИДАНИЯ!</p> | <p>Менее одного года 0</p> <p>От 1 до 2 лет 1</p> <p>От 3 до 5 лет 2</p> <p>От 6 до 10 лет 3</p> <p>Более 10 лет 4</p> <p>Не знаю 8</p> |
| V39 | <p>Наблюдение: Признаки деятельности по профилактике СПИДа, замеченные интервьюером на месте</p> | <p>КОЛ-ВО ИМЕЮЩИХСЯ ПЛАКАТОВ (СПИД) _____</p> <p>КОЛ-ВО БРОШЮР НА УЧАСТКЕ (СПИД) _____</p> <p>КОЛИЧЕСТВО ПРЕЗЕРВАТИВОВ, КОТОРОЕ МОЖНО УВИДЕТЬ _____</p> |

ИНДИВИДУАЛЬНАЯ АНКЕТА

| № | Вопросы | Категории кодирования |
|-----|---|--|
| Q1 | Название города | Алматы 1 Караганды 2 Ташкент 3 Ош 4 |
| Q2 | Пол интервьюера и номер | Мужской 1 Женский 2 Индивидуальный номер интервьюера _____ |
| Q3 | Последовательный номер индивидуального интервью на месте | _____ |
| Q4 | Название и идентификационный номер места | _____ Идентификационный номер места: _____ |
| Q5 | Дата (ДД/ММ/ГГ) | ____ / ____ / ____ |
| Q6 | Время суток (24-часовая система) | _____ : _____ |
| Q7 | Количество людей находящихся на месте во время интервью | МУЖЧИН: _____ ЖЕНЩИН: _____ |
| Q8 | Количество потребителей инъекционных наркотиков и работниц коммерческого секса, находящихся на месте во время проведения интервью <i>(по мнению интервьюера)</i> ДАЙТЕ ПРИБЛИЗИТЕЛЬНУЮ ОЦЕНКУ | МУЖЧИН НАРКОЗАВИСИМЫХ И ПРЕДЛ. СЕКС. УСЛУГИ: _____ ТОЛЬКО ПРЕДЛАГАЮЩИХ СЕКС. УСЛУГИ: _____ ТОЛЬКО НАРКОЗАВИСИМЫХ: _____ ЖЕНЩИН НАРКОЗАВИСИМЫХ И ПРЕДЛ. СЕКС. УСЛУГИ: _____ ТОЛЬКО ПРЕДЛАГАЮЩИХ СЕКС. УСЛУГИ: _____ ТОЛЬКО НАРКОЗАВИСИМЫХ: _____ |
| Q9 | Пол респондента | МУЖСКОЙ 1 ЖЕНСКИЙ 2 |
| Q10 | Мнение интервьюера, является ли респондент наркозависимым или предоставляет сексуальные услуги за деньги | ТОЛЬКО НАРКОЗАВИСИМЫЙ (-АЯ) 1 ТОЛЬКО ПРЕДОСТ. СЕКС. УСЛУГИ 2 И ТО И ДРУГОЕ 3 НИ ТО И НИ ДРУГОЕ 4 |

| № | Вопросы | Категории кодирования |
|---|--|---|
| <p>Здравствуйте. Я работаю в Центре Изучения Общественного Мнения. Мы собираем информацию для разработки и внедрения программ по здравоохранению, включая профилактические программы по СПИДу и другим заболеваниям. Для этого мы бы хотели задать Вам несколько вопросов относительно вашего поведения, включая несколько интимных вопросов о сексуальном поведении. Интервью продлится от 20 до 30 минут. Мы не будем спрашивать Вашего имени. Мы не будем Вас беспокоить в будущем. Ваши ответы никоим образом на Вас не отразятся. Ваше участие полностью добровольно. Вы можете отказаться отвечать на отдельные вопросы и от интервью в целом. Некоторые вопросы могут Вас смутить. Возможно, Вы не получите прямую выгоду от исследования, но полученная в ходе этого исследования информация поможет лучше спланировать и осуществлять программы по здравоохранению.</p> <p>Вся полученная информация будет анализироваться только в обобщенном виде вместе с ответами многих людей, которых мы опрашиваем.</p> <p>Если у Вас возникли какие-либо вопросы, Вы сможете связаться с Гульжан Алимбековой, ответственной за проведение исследования, по тел. 323640 и 396484.</p> | | |
| Q11 | <p>Вы согласны участвовать? *ЕСЛИ НЕТ, ПРЕКРАТИТЕ ИНТЕРВЬЮ</p> | <p>ДА 1 НЕТ 2</p> |
| Q12 | <p>Сколько вам лет? ПРЕКРАТИТЕ ИНТЕРВЬЮ, ЕСЛИ РЕСПОНДЕНТ МЛАДШЕ 18 ЛЕТ.</p> | <p>___ ___</p> |
| Q13 | <p>Вы живете в Алматы? 13.1. Если ДА, то в каком микрорайоне или части города Вы проживаете? 13.2. Если за пределами Алматы, то где?</p> | <p>13.1. Микрорайон или часть города _____ Код _____</p> <p>13.2.</p> <p>АЛМАТИНСКАЯ ОБЛАСТЬ 1 ДРУГАЯ ОБЛАСТЬ КАЗАХСТАНА 2 ДРУГАЯ СТРАНА СРЕДНЕЙ АЗИИ 3 ДРУГАЯ СТРАНА 4</p> |
| Q14 | <p>Как долго Вы здесь /там/ живете?</p> | <p>МЕНЕЕ ОДНОГО ГОДА 0 КОЛИЧЕСТВО ЛЕТ ___ ___ ВСЮ ЖИЗНЬ 97</p> |
| Q15 | <p>Сколько ночей Вы провели за пределами города за последние три месяца?</p> | <p>КОЛИЧЕСТВО НОЧЕЙ: _____</p> |

| | | |
|-----|---|---|
| Q16 | Как часто Вы приходите в это место? ОБВЕДИТЕ ТОЛЬКО ОДИН ОТВЕТ | КАЖДЫЙ ДЕНЬ 1 4-6 РАЗ В НЕДЕЛЮ 2 2-3 РАЗА В НЕДЕЛЮ 3 ОДИН РАЗ В НЕДЕЛЮ 4 2-3 РАЗА В МЕСЯЦ 5 ОДИН РАЗ В МЕСЯЦ 6 МЕНЕЕ ОДНОГО РАЗА В МЕСЯЦ 7 ЭТО МОЙ ПЕРВЫЙ ВИЗИТ 8 |
| Q17 | Когда Вы пришли сюда впервые? | ЭТО МОЙ ПЕРВЫЙ ВИЗИТ 1 НЕ БОЛЕЕ 4 НЕДЕЛЬ НАЗАД 2 НА БОЛЕЕ 2-6 МЕСЯЦЕВ НАЗАД 3 НА БОЛЕЕ 7-12 МЕСЯЦЕВ НАЗАД 4 БОЛЕЕ ГОДА НАЗАД 5 |
| Q18 | Некоторые люди встречают новых сексуальных партнеров в местах подобных этому. Как Вы считаете, встречают ли люди здесь новых сексуальных партнеров, то есть людей, с которыми они еще никогда не занимались сексом? | ДА 1 НЕТ 2 |
| Q19 | Как вы считаете, сколько людей, из посетивших данное место за последние четыре недели, являются потребителями инъекционных наркотиков? ЗАЧИТАЙТЕ ВАРИАНТЫ ОТВЕТОВ | Все или почти все 1 Более половины 2 Около половины 3 Менее половины 4 Немногие 5 Никто 6 |
| Q20 | Вы когда-нибудь знакомились здесь с человеком, который стал Вашим новым сексуальным партнером? | ДА 1 НЕТ 2 |
| Q21 | Когда Вы в последний раз познакомились здесь с новым сексуальным партнером? | НЕ БОЛЕЕ 24 ЧАСОВ НАЗАД 1 НЕ БОЛЕЕ 7 ДНЕЙ НАЗАД 2 НЕ БОЛЕЕ 2-4 НЕДЕЛЬ НАЗАД 3 НЕ БОЛЕЕ 2-3 МЕСЯЦЕВ НАЗАД 4 НА БОЛЕЕ 4-6 МЕСЯЦЕВ НАЗАД 5 НЕ БОЛЕЕ 7-12 МЕСЯЦЕВ НАЗАД 6 БОЛЕЕ ГОДА НАЗАД 7 НИКОГДА НЕ ВСТРЕЧАЛ ЗДЕСЬ НОВОГО ПАРТНЕРА 9 |
| Q22 | Когда Вы в последний раз занимались сексом с <u>этим новым</u> партнером, пользовались ли Вы презервативом? | ДА 1 НЕТ 2 НЕ ПОМНЮ 3 НИКОГДА НЕ ВСТРЕЧАЛ ЗДЕСЬ НОВОГО ПАРТНЕРА 9 |

| | | |
|-----|---|---|
| Q23 | Сейчас я бы хотел спросить Вас о людях, с которыми Вы вступали в половые отношения за последние 4 недели. Вспомните, со сколькими разными людьми Вы занимались сексом за последние 4 недели? | ВСЕГО ЗА 4 НЕДЕЛИ ____ ____ |
| Q24 | Сколько из этих людей являлись новыми половыми партнерами за последние 4 недели? | КОЛИЧЕСТВО НОВЫХ ПАРТНЕРОВ ЗА ПОСЛЕДНИЕ 4 НЕДЕЛИ ____ |
| Q25 | В последний раз, когда Вы занимались сексом с одним из этих <u>новых</u> партнеров, Вы пользовались презервативом? ЕСЛИ ЗА ПОСЛЕДНИЕ 4 НЕДЕЛИ НЕ БЫЛО НОВЫХ ПАРТНЕРОВ, ОТМЕТЬТЕ КОД '9' | <p>ДА 1</p> <p>НЕТ 2</p> <p>НЕ БЫЛО НОВЫХ ПАРТНЕРОВ ЗА ПОСЛЕДНИЕ 4 НЕДЕЛИ 9</p> |
| Q26 | Примерно сколько новых половых партнеров у Вас было в течение последних 12 месяцев? | НЕ БЫЛО НОВЫХ ПОЛОВЫХ ПАРТНЕРОВ 0 КОЛИЧЕСТВО _____ |
| Q27 | У Вас есть постоянный половой партнер(ы), то есть тот (те), с которым Вы вступали в половые отношения как минимум ежемесячно в течение последнего года, или более? Это может быть супруг(а), любовник(ца) или кто-то еще. | <p>ДА, У МЕНЯ ЕСТЬ РЕГУЛЯРНЫЙ(Е) ПАРТНЕР(Ы) 1</p> <p>НЕТ РЕГУЛЯРНОГО ПАРТНЕРА 2</p> |
| Q28 | Использовали ли Вы презерватив при последнем половом акте с Вашим постоянным половым партнером? | <p>ДА 1</p> <p>НЕТ 2</p> <p>НЕТ ПОСТОЯННОГО ПАРТНЕРА 9</p> |
| Q29 | Сколько у Вас было половых партнеров, включая постоянных и новых, в течение последних 12 месяцев? | КОЛИЧЕСТВО ____ ____ ____ |
| Q30 | Когда вы пользовались презервативом в последний раз? | <p>НЕ БОЛЕЕ 24 ЧАСОВ НАЗАД 1</p> <p>НЕ БОЛЕЕ НЕДЕЛИ НЕЗАД 2</p> <p>НЕ БОЛЕЕ 4 НЕДЕЛЬ НАЗАД 3</p> <p>НЕ БОЛЕЕ 2-6 МЕСЯЦЕВ НАЗАД 4</p> <p>НЕ БОЛЕЕ 7-12 МЕСЯЦЕВ НАЗАД 5</p> <p>БОЛЕЕ ГОДА НАЗАД 6</p> <p>НИКОГДА НЕ ПОЛЬЗОВАЛСЯ(ЛАСЬ) ПРЕЗЕРВАТИВОМ 7</p> |
| Q31 | Где Вы взяли презерватив, который использовали в последний раз? | <p>В МАГАЗИНЕ 1</p> <p>В АПТЕКЕ 2</p> <p>В КИОСКЕ 3</p> <p>ПРЕЗЕРВАТИВ БЫЛ У ПАРТНЕРА 4</p> <p>У ДРУГА 5</p> <p>ПОЛУЧИЛ БЕСПЛАТНО 6</p> <p>ДРУГОЕ 7</p> <p>НИКОГДА НЕ ПОЛЬЗОВАЛСЯ(ЛАСЬ) ПРЕЗЕРВАТИВОМ 9</p> |

| | | |
|-----|---|---|
| Q32 | У Вас есть с собой презерватив? *ЕСЛИ ДА, Могу я посмотреть? | ПРЕЗЕРВАТИВ ЕСТЬ, НО Я ЕГО НЕ ПОКАЖУ 1 ДА, И ПРЕЗЕРВАТИВ ПОКАЗАН 2 Производитель _____ ПРЕЗЕРВАТИВА С СОБОЙ НЕТ 3 |
| Q33 | Принимали ли Вы участие в информационно-образовательных программах по проблеме СПИДа за последние 12 месяцев? Сколько месяцев прошло после Вашего последнего участия в подобной программе? | ДА 1 НЕТ 2 КОЛИЧЕСТВО МЕСЯЦЕВ: ____ ____ |
| Q34 | Работаете ли Вы в настоящее время? | ДА, ПОЛНАЯ ЗАНЯТОСТЬ 1 ДА, СЛУЧАЙНАЯ РАБОТА / НЕПОЛНАЯ ЗАНЯТОСТЬ 2 НЕТ, И НЕ ИЩУ РАБОТУ 3 НЕТ, ИЩУ РАБОТУ 4 |
| Q35 | Учитесь ли Вы в настоящее время? | ДА 1 НЕТ 2 |
| Q36 | Мы бы так же хотели знать о том, что Вы думаете о потреблении наркотиков в этом районе. По Вашему мнению, как сильно распространено потребление инъекционных наркотиков в этом районе? «РАЙОН» ОБОЗНАЧАЕТ УЧАСТОК, ГДЕ ПРОВОДИТСЯ ИНТЕРВЬЮ | ОЧЕНЬ РАСПРОСТРАНЕНО 1 ОТНОСИТЕЛЬНО РАСПРОСТРАНЕНО 2 НЕ ОЧЕНЬ РАСПРОСТРАНЕНО 3 НЕ РАСПРОСТРАНЕНО ВООБЩЕ 4 НЕ ЗНАЮ 5 |
| Q37 | Как Вы считаете, приходят ли сюда люди, употребляющие инъекционные наркотики? | ДА 1 НЕТ 2 НЕ ЗНАЮ 3 |
| Q38 | Знаете ли Вы что-нибудь о месте (местах) в Алматы, где потребители инъекционных наркотиков могут обменять использованные шприцы на новые? | ДА 1 НЕТ 2 |

| | | | | | | |
|--|--|---------|------------------|---|--------------------|-----------------------|
| Q39 | Бывали ли Вы в следующих местах? Если да, то когда это было в последний раз: 4 недели и менее; от 1 до 6 месяцев; от 7 до 12 месяцев; более года тому назад? | | | | | |
| | | Никогда | 4 недели и менее | От 1 до 6 месяцев | От 7 до 12 месяцев | Более года тому назад |
| | Частная мед. клиника | 0 | 1 | 2 | 3 | 4 |
| | Государственная поликлиника или больница | 0 | 1 | 2 | 3 | 4 |
| | Пункт доверия | 0 | 1 | 2 | 3 | 4 |
| | Туберкулезный диспансер | 0 | 1 | 2 | 3 | 4 |
| | Скорая помощь | 0 | 1 | 2 | 3 | 4 |
| | Инфекционная больница | 0 | 1 | 2 | 3 | 4 |
| | Кожно-венерологический диспансер | 0 | 1 | 2 | 3 | 4 |
| | <u>Или прибегали к услугам:</u> | | | | | |
| | Частного венеролога | 0 | 1 | 2 | 3 | 4 |
| | Частного нарколога | 0 | 1 | 2 | 3 | 4 |
| | Социального работника, работающего с потребителями инъекционных наркотиков | 0 | 1 | 2 | 3 | 4 |
| Q40 | Состоите ли Вы с кем-либо в браке (зарегистрированном или незарегистрированном)? | | | ДА 1 НЕТ 2 | | |
| Q41 | Ваш уровень образования? | | | НАЧАЛЬНОЕ (ДО 7 КЛАССОВ) ИЛИ НИКАКОГО 1 НЕЗАКОНЧЕННОЕ СРЕДНЕЕ (8-9 КЛАССОВ) 2 СРЕДНЕЕ 3 СРЕДНЕЕ СПЕЦИАЛЬНОЕ 4 НЕЗАКОНЧЕНОЕ ВЫСШЕЕ 5 ВЫСШЕЕ 6 | | |
| Q42 | А теперь мы хотели бы задать Вам несколько вопросов о Вашем собственном опыте потребления инъекционных наркотиков. Ваши ответы будут сохранены в конфиденциальности. Вы когда-нибудь употребляли наркотики путем инъекций? | | | ДА 1 НИКОГДА НЕ УПОТРЕБЛЯЛ ИНЪЕКЦИОННЫЕ НАРКОТИКИ 2 ОТКАЗ 3 | | |
| ЕСЛИ ДА, ПРОДОЛЖИТЕ ИНТЕРВЬЮ. ЕСЛИ НЕТ, ПЕРЕХОДИТЕ К ВОПРОСУ 53 | | | | | | |

| | | | | | |
|------|---|--|--|-----|---------|
| Q43 | <p>ЕСЛИ ДА: Когда Вы в последний раз употребляли наркотики путем инъекций?</p> <p>ЕСЛИ НЕТ, ОБВЕДИТЕ КОД 9</p> <p>ЕСЛИ КОД 5 ИЛИ ВЫШЕ (БОЛЕЕ 6 МЕСЯЦЕВ НАЗАД) ПЕРЕХОДИТЕ К ВОПРОСУ 53</p> | | <p>НЕ БОЛЕЕ 7 ДНЕЙ НАЗАД 1</p> <p>НЕ БОЛЕЕ 2-4 НЕДЕЛЬ НАЗАД 2</p> <p>НЕ БОЛЕЕ 2-3 МЕСЯЦЕВ НАЗАД 3</p> <p>НЕ БОЛЕЕ 4-6 МЕСЯЦЕВ НАЗАД 4</p> <p>НЕ БОЛЕЕ 7-12 МЕСЯЦЕВ НАЗАД 5</p> <p>БОЛЕЕ ГОДА НАЗАД 6</p> <p>НИКОГДА НЕ УПОТРЕБЛЯЛ НАРКОТИКИ ПУТЕМ ИНЪЕКЦИЙ 9</p> | | |
| Q44 | <p>С кем Вы преимущественно употребляете инъекционные наркотики?</p> <p>ПРОЧИТАЙТЕ ВАРИАНТЫ</p> | | <p>Индивидуально 1</p> <p>В постоянной группе 2</p> <p>В случайной группе 3</p> <p>Зависит от обстоятельств 4</p> | | |
| Q45 | <p>Какие наркотики Вы принимаете путем инъекции <u>наиболее часто</u>?</p> <p>ПРОЧИТАЙТЕ ВАРИАНТЫ</p> | | <p>ХАНКА (СЫРОЙ ОПИУМ) 1</p> <p>ГЕРОИН 2</p> <p>ДРУГОЕ _____ 3</p> | | |
| Q46A | <p>Откуда был шприц, когда Вы употребляли наркотики путем инъекций в последний раз?</p> | | <p>КУПИЛ В АПТЕКЕ 1</p> <p>КУПИЛ В ДРУГОМ МЕСТЕ 2</p> <p>ПОЛУЧИЛ В ПУНКТЕ ОБМЕНА ШПРИЦЕВ 3</p> <p>ИСПОЛЬЗОВАЛ ШПРИЦ ДРУГА/ЗНАКОМОГО 4</p> <p>ДРУГОЕ 5</p> <p>НЕ ЗНАЮ 6</p> | | |
| Q46B | <p>В последний раз, когда Вы употребляли наркотики путем инъекций, пользовались ли Вы общей иглой или шприцем?</p> | | <p>ДА 1</p> <p>НЕТ 2</p> <p>НЕ ЗНАЮ/НЕ ПОМНЮ 9</p> | | |
| Q47 | <p>За последние 4 недели Вам доводилось ...</p> <p>ПРОЧИТАЙТЕ КАЖДЫЙ ВОПРОС</p> | <p>Пользоваться общим шприцем вместе с другими потребителями наркотиков</p> <p>Забирать наркотики из общей емкости</p> <p>Пользоваться готовым раствором без его кипячения</p> <p>Обменивать использованный шприц на новый</p> | ДА | НЕТ | Не знаю |
| | | | 1 | 2 | 8 |
| | | | 1 | 2 | 8 |
| | | | 1 | 2 | 8 |
| | | | 1 | 2 | 8 |
| Q48 | <p>Сколько раз Вы употребляли инъекционные наркотики вчера?</p> <p>Сколько разных шприцов Вы использовали вчера?</p> | | <p>_____</p> <p>_____</p> | | |

| | | |
|--|--|--|
| Q49 | Со сколькими людьми Вам пришлось пользоваться общим шприцем за последние четыре недели? С кем из них Вы делали это впервые? | ВСЕГО: ____ КОЛИЧЕСТВО НОВЫХ: _____ |
| Q50 | Вы можете достать новый шприц в любой момент, когда Вам это необходимо? | ВСЕГДА 1 ИНОГДА 2 НИКОГДА 3 |
| Q51 | ЕСЛИ «ИНОГДА» или «НИКОГДА», то почему не всегда? ВАРИАНТЫ НЕ ПРЕДЛАГАТЬ | НЕТ ДЕНЕГ 1 ПУНКТ ОБМЕНА ШПРИЦИОНОВ НАХОДИТСЯ ДАЛЕКО 2 КИОСК ИЛИ АПТЕКА НАХОДЯТСЯ ДАЛЕКО 3 БОЯЗНЬ ПОЛИЦИИ 4 НЕ СЧИТАЮ НЕОБХОДИМЫМ ПРИОБРЕТАТЬ НОВЫЕ ШПРИЦЫ 5 ДРУГОЕ _____ 6 РЕСПОНДЕНТ ОТВЕЧАЛ ТОЛЬКО «ВСЕГДА» 9 |
| Q52 | Сколько лет Вы употребляете инъекционные наркотики? | КОЛИЧЕСТВО ЛЕТ ____ КОЛИЧЕСТВО МЕСЯЦЕВ ____ |
| СПРАШИВАТЬ У ВСЕХ РЕСПОНДЕНТОВ НЕЗАВИСИМО ОТ ТОГО, ПОТРЕБЛЯЮТ ОНИ НАРКОТИКИ ИЛИ НЕТ | | |
| Q53 | Вас когда-нибудь задерживала полиция за потребление инъекционных наркотиков? | ДА 1 НЕТ 2 |
| Q54 | ЕСЛИ ДА, как Вы считаете, было ли Ваше задержание зарегистрировано? | ДА 1 НЕТ 2 |
| Q55 | ЕСЛИ ДА, как Вы считаете, в настоящее время Вы состоите на учете в полиции как наркопотребитель? ЕСЛИ ДА, с какого времени Вы состоите на учете в полиции как наркопотребитель? | ДА 1 НЕТ 2 МЕСЯЦ _____, ГОД _____ |
| Q56 | Вы когда-нибудь обращались или Вас приводили к наркологу или в наркологический диспансер? | ДА 1 НЕТ 2 |
| Q57 | ЕСЛИ ДА, то Вы когда-нибудь состояли на учете в наркологическом диспансере? | ДА 1 НЕТ 2 |
| Q58 | ЕСЛИ ДА, в настоящее время Вы состоите на учете в наркологическом диспансере? ЕСЛИ ДА, с какого времени Вы состоите на учете в наркологическом диспансере? | ДА 1 НЕТ 2 МЕСЯЦ _____, ГОД _____ |

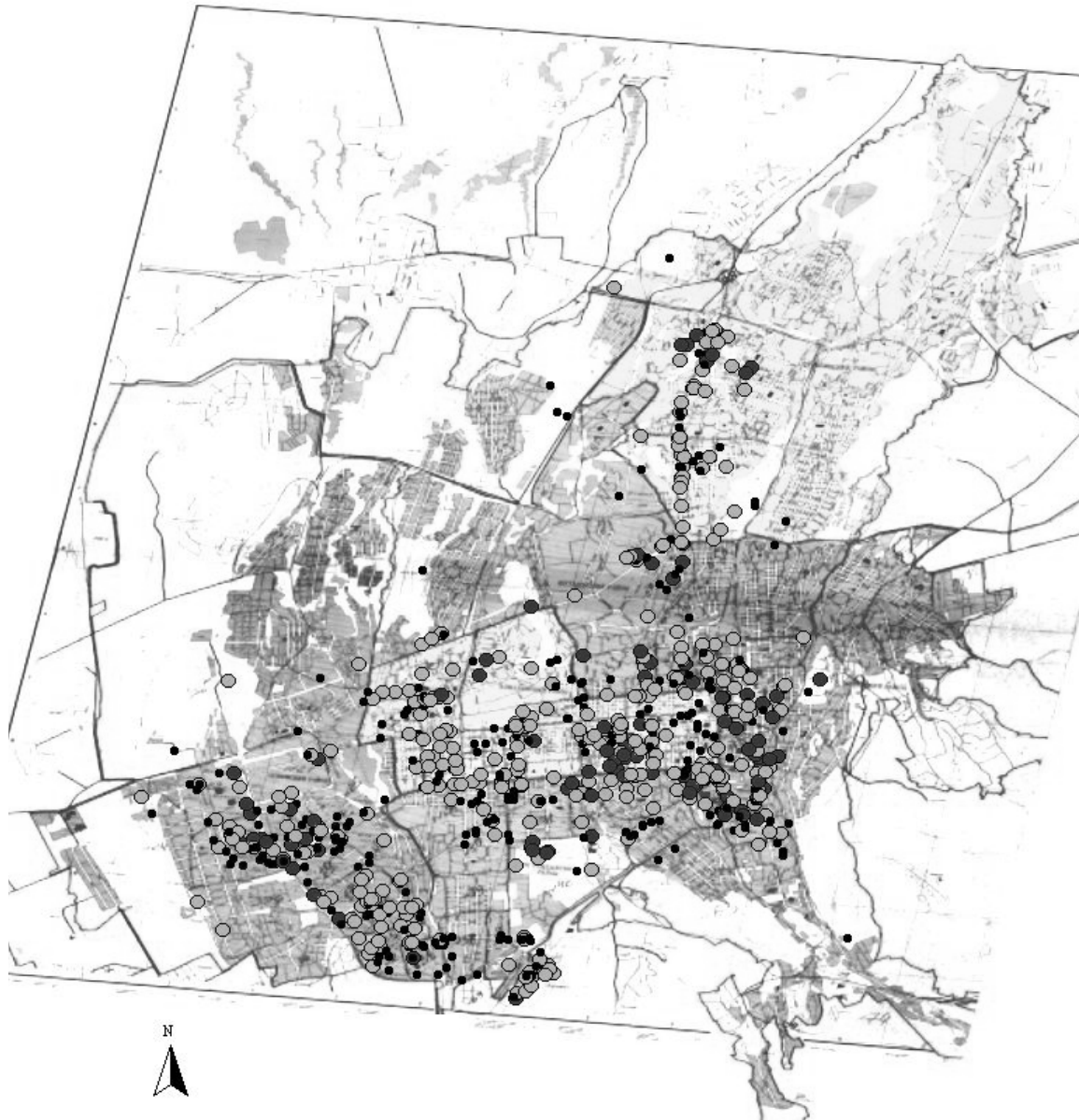
| Проблема СПИДа в Алматы становится все более актуальной. Поэтому нам важно оценить уровень знаний о ВИЧ/СПИДе и путях его передачи. По Вашему мнению, как можно заразиться ВИЧ/СПИДом? | | | | | |
|--|--|---|-----|-----|---------|
| Q59 | Можно ли заразиться СПИДом ... ПРОЧИТАЙТЕ КАЖДЫЙ ВОПРОС | | Да | Нет | Не знаю |
| | | При половом контакте без презерватива | 1 | 2 | 8 |
| | | При употреблении наркотиков общим шприцом | 1 | 2 | 8 |
| | | При пользовании общей посуды для приема пищи | 1 | 2 | 8 |
| | | При купании в общем бассейне | 1 | 2 | 8 |
| | | При укусе насекомого | 1 | 2 | 8 |
| | | При рукопожатии | 1 | 2 | 8 |
| Q60 | Как можно снизить риск или избежать заражения ВИЧ инфекцией /СПИДом? Какие способы Вы знаете? НЕ ЗАЧИТЫВАЙТЕ ОТВЕТЫ. ОБВЕДИТЕ ВСЕ ДАННЫЕ ОТВЕТЫ. ОТВЕТОВ МОЖЕТ БЫТЬ БОЛЬШЕ ОДНОГО. | ИСПОЛЬЗОВАТЬ ПРЕЗЕРВАТИВЫ | 1 | | |
| | | ИМЕТЬ НЕБОЛЬШОЕ КОЛИЧЕСТВО ПОЛОВЫХ ПАРТНЕРОВ | 2 | | |
| | | ОБА ПАРТНЕРА ДОЛЖНЫ СОХРАНЯТЬ ВЕРНОСТЬ ДРУГ ДРУГУ | 3 | | |
| | | ИЗБЕГАТЬ СЛУЧАЙНЫХ ПОЛОВЫХ СВЯЗЕЙ | 4 | | |
| | | ОТКАЗАТЬСЯ ОТ СЕКСА ВООБЩЕ | 5 | | |
| | | ОТКАЗАТЬСЯ ОТ УСЛУГ КОММЕРЧЕСКОГО СЕКСА | 6 | | |
| | | ИЗБЕГАТЬ СОВМЕСТНОГО ИСПОЛЬЗОВАНИЯ ШПРИЦЕВ | 7 | | |
| | | ИЗБЕГАТЬ ПЕРЕЛИВАНИЯ КРОВИ | 8 | | |
| | | ДРУГОЕ (УКАЗАТЬ) _____ | 9 | | |
| | | НЕ ЗНАЮ | 10 | | |
| Q61 | Может ли человек, имеющий здоровый вид, быть инфицированным ВИЧ/СПИДом? | ДА | 1 | | |
| | | НЕТ | 2 | | |
| | | НЕ ЗНАЮ | 3 | | |
| Q62 | Сколько раз вы проверялись на ВИЧ/СПИД за последние 12 месяцев? | КОЛИЧЕСТВО ТЕСТОВ | ___ | ___ | |
| Q63 | Ваша последняя проверка на СИПД/ВИЧ была добровольной или обязательной (по направлению)? То есть, было ли это Вашим выбором или Вас к этому обязали? | ДОБРОВОЛЬНАЯ | 1 | | |
| | | ОБЯЗАТЕЛЬНАЯ | 2 | | |
| | | ЗА ПОСЛЕДНИЕ 12 МЕСЯЦЕВ НЕ ПРОВЕРЯЛСЯ | 9 | | |

| ВОПРОСЫ ТОЛЬКО ДЛЯ ЖЕНЩИН: | | |
|-----------------------------------|--|---|
| Q64 | Вступали ли Вы в сексуальные отношения за деньги или другое материальное вознаграждение в течение последних 3 месяцев? ЕСЛИ РЕСПОНДЕНТ МУЖЧИНА, ОТМЕТЬТЕ КОД 9 | <p style="text-align: right;">ДА 1 НЕТ 2 РЕСПОНДЕНТ-МУЖЧИНА 9</p> |
| Q65 | ЕСЛИ ДА, укажите, пожалуйста, количество мест, где Вы искали клиентов в течение последних четырех недель. | |
| Q66 | ЕСЛИ ДА, укажите места, где Вы искали клиентов. | <p style="text-align: right;">Место:</p> <p>_____</p> <p>_____</p> <p>_____</p> |
| ВОПРОСЫ ТОЛЬКО ДЛЯ МУЖЧИН: | | |
| Q67 | Платили ли Вы кому-нибудь деньги или делали материальное вознаграждение в другой форме за сексуальные услуги в течение последних 3 месяцев? ЕСЛИ РЕСПОНДЕНТ ЖЕНЩИНА, ОБВЕДИТЕ КОД 9 | <p style="text-align: right;">ДА 1 НЕТ 2 НЕ ПОМНЮ 3 РЕСПОНДЕНТ-ЖЕНЩИНА 9</p> |
| Q68 | Занимались ли Вы сексом с женщиной в течение последних 4-х недель? ЕСЛИ РЕСПОНДЕНТ ЖЕНЩИНА, ОБВЕДИТЕ КОД 9 | <p style="text-align: right;">ДА 1 НЕТ 2 НЕ ПОМНЮ 3 РЕСПОНДЕНТ-ЖЕНЩИНА 9</p> |

СПАСИБО ЗА ВАШУ ПОМОЩЬ!

Appendix 3: Maps

Figure A1. Interviews completed at sites in Almaty.



- Site Verification and Individual Interviews (N=109)
- Site Verification Interviews Only (N=331)
- Key Informant Only (N=408)

Figure A2. Condoms seen at site on day of interview in Almaty.

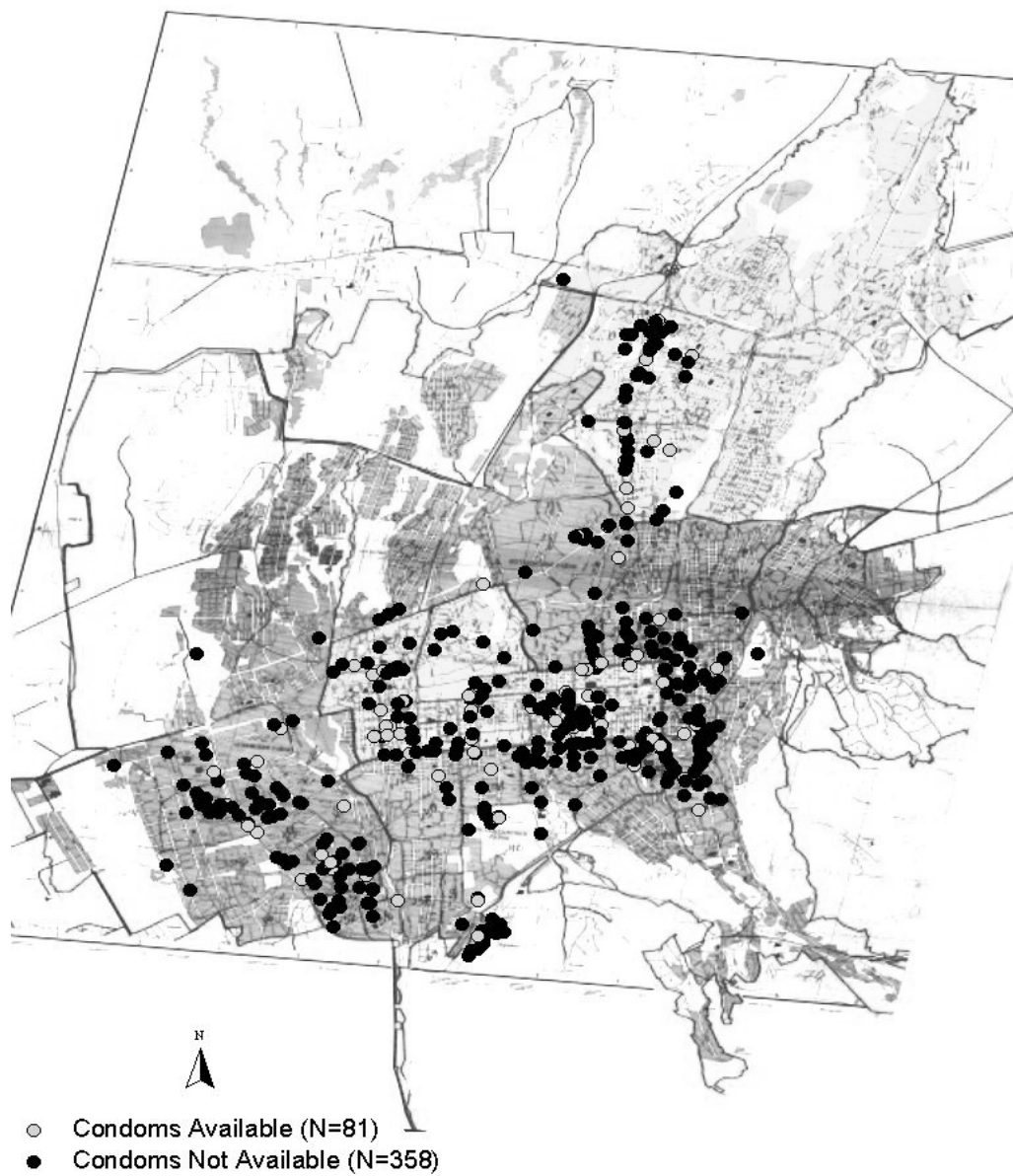


Figure A3. Priority Sites in Almaty.

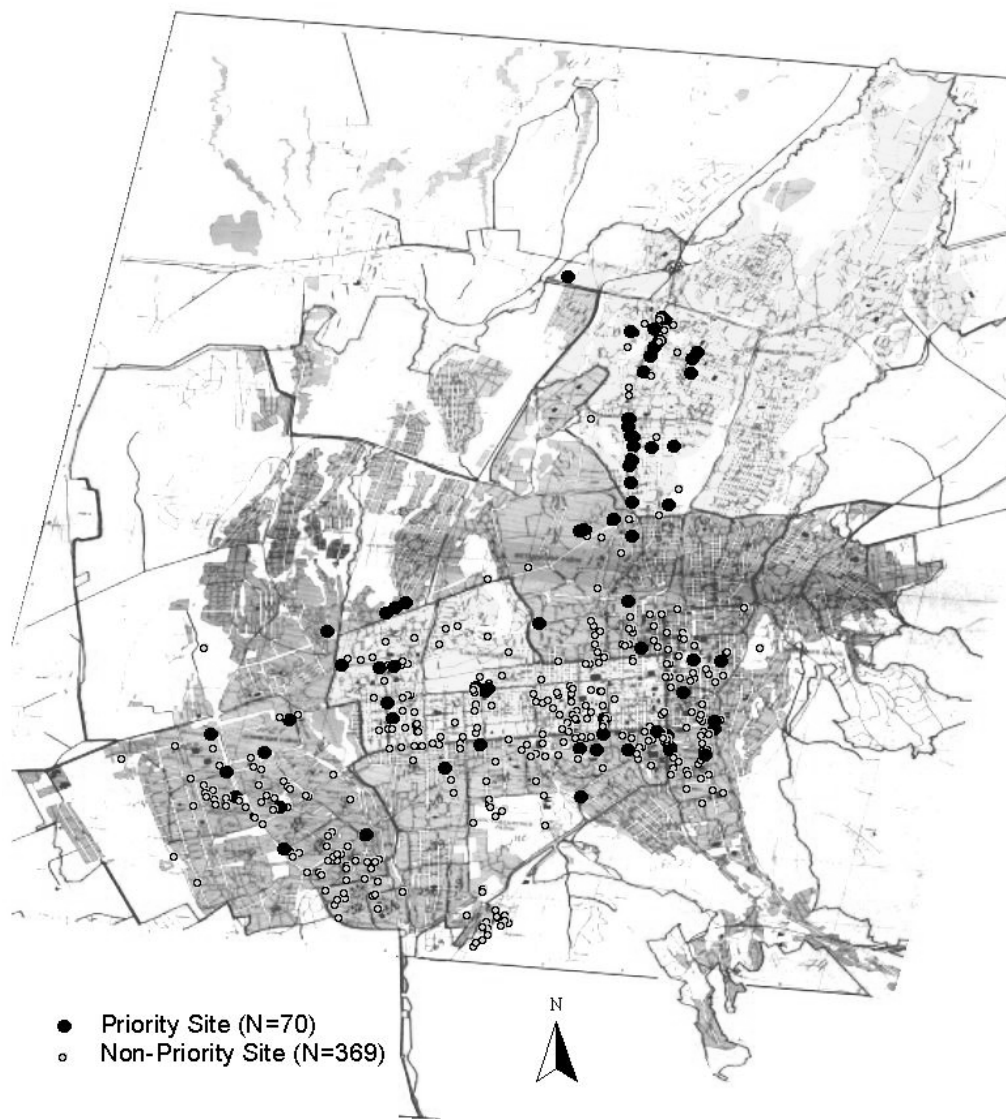
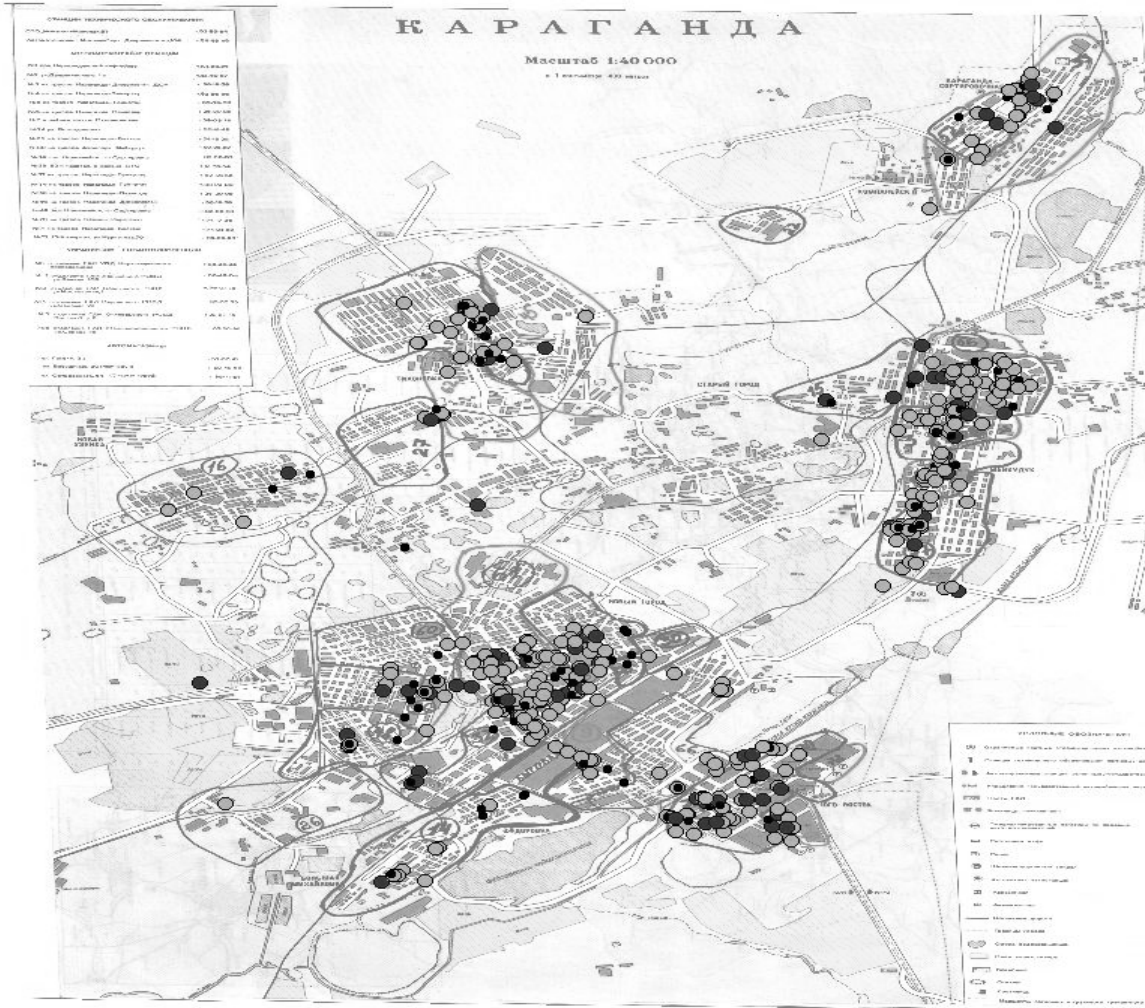


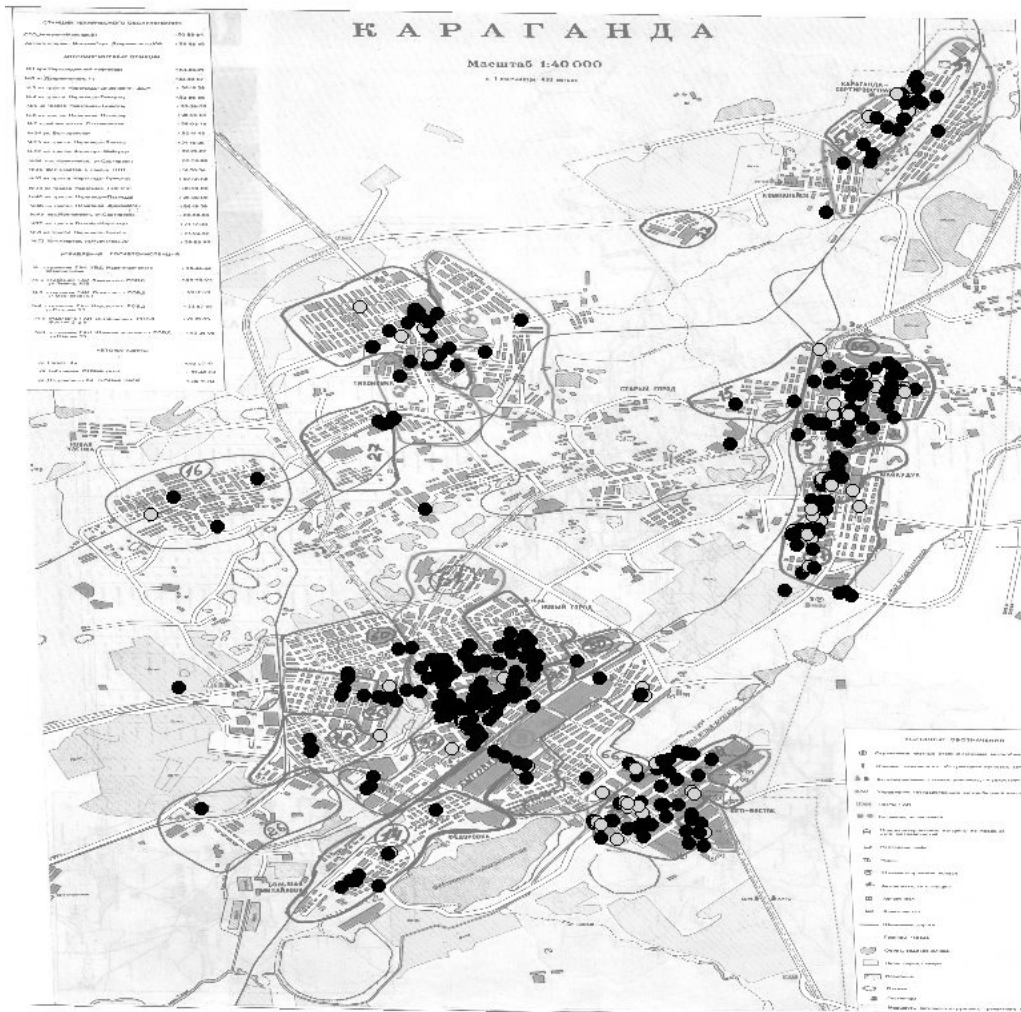
Figure A4. Interviews completed at sites in Karaganda.



- Individual and Site Verification Interviews (N=107)
- Site Verification Interviews Only (N=336)
- Key Informants Only (N=198)



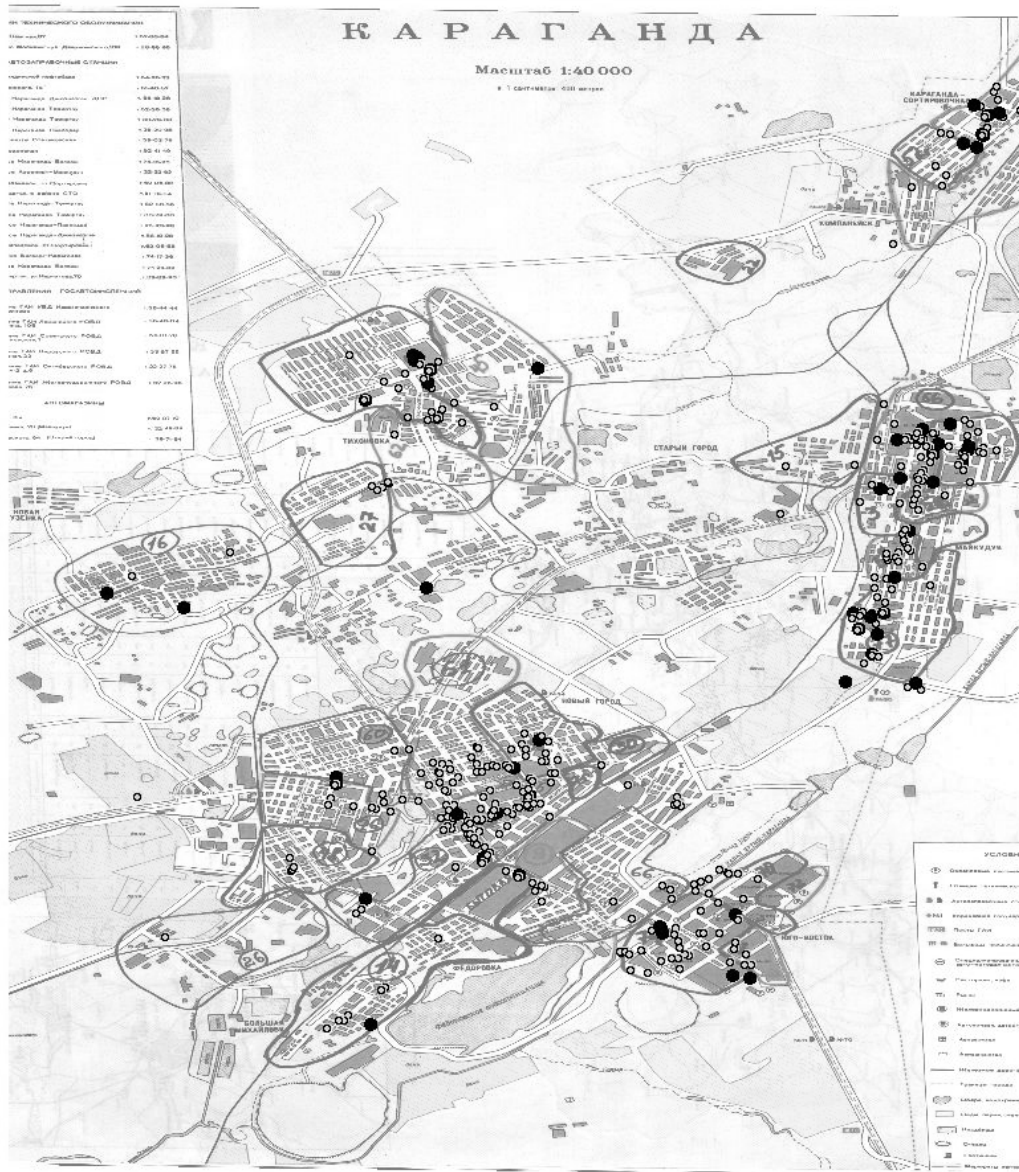
Figure A5. Condoms seen at site on day of interview in Karaganda.



- Condoms Available (N=82)
- Condoms Not Available (N=361)



Figure A6. Priority sites in Karaganda.



- Priority Site (N=62)
- Non-Priority Site (N=381)



Figure A7. Interviews completed at sites in Osh.

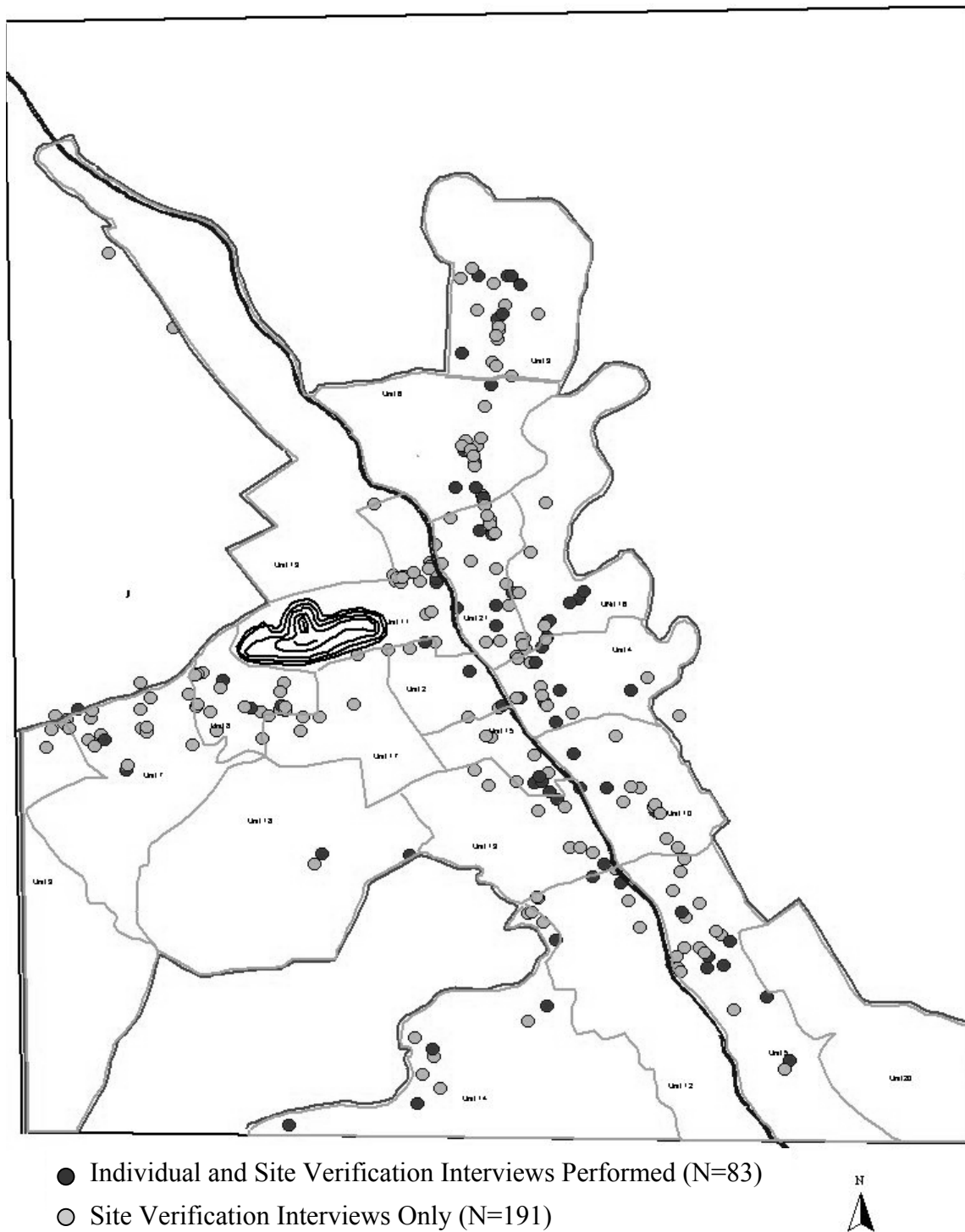


Figure A8. Condoms seen at site on day of interview in Osh.

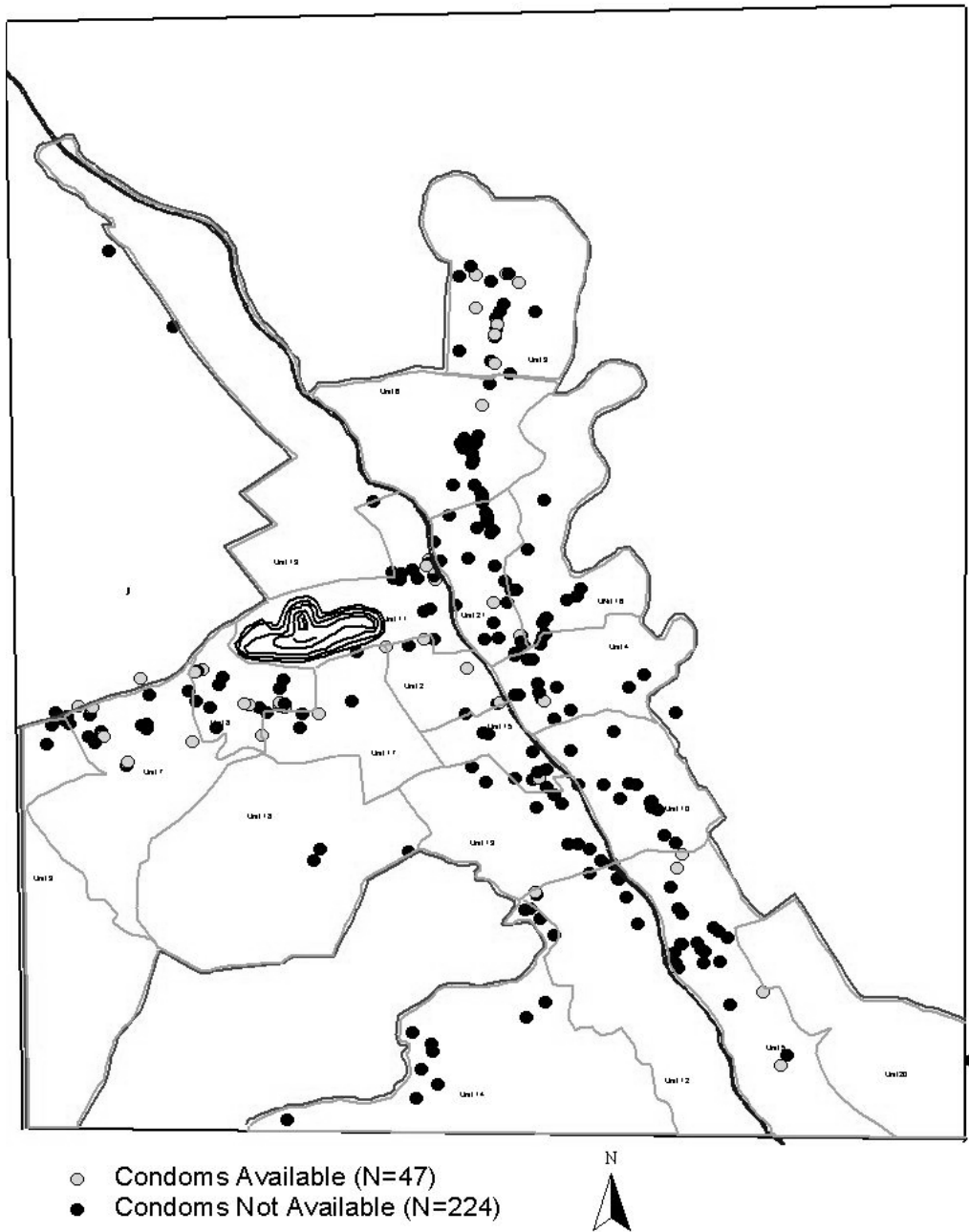


Figure A9. Priority sites in Osh.

